2020 City of Stoughton Committee of the Whole Budget Workshops

Presentation Schedule

- October 3rd
  - 2020 Operating Budget Overview
  - Opera House
  - Human Resources / Risk Management
  - Public Works
  - IT/Media Services
  - Library
  - Mayor
  - Finance/General
- October 16th
  - Senior Center
  - Clerk
  - Police
  - Fire
  - EMS
  - Recreation
  - Planning
  - Storm Water
  - Utilities
- October 24th
  - Review Proposed Changes
  - Finalize 2020 Operating Budget

Driving Factors and Outstanding Information

- Proposing a 2% wage increase for non-union employees
- 3% wage increase for union employees
- No increase in premium cost for health insurance
- Net New Construction = 1.48% resulting in $107,000 increase to base tax levy
- Outstanding Items
  - State Road Allotment and Streets Aid
  - ACT 243 Residential Dwelling Levy Increase
  - Finalize EMS township contracts and rates
  - Finalize billing amounts to the Townships

2020 General Fund Operating Budget - Condensed

	2020 DEPARTMENT REQUESTED BUDGET	2020 MAYOR'S BUDGET
REVENUES		
TAXES	$ 10,144,560	$ 10,144,560
INTERGOVERNMENTAL REVENUES	$ 2,166,476	$ 2,166,476
PUBLIC CHARGES FOR SERVICE	$ 588,894	$ 588,894
OTHER REVENUES	$ 955,580	$ 955,580
TOTAL REVENUES	**$ 13,855,510**	**$ 13,855,510**
EXPENDITURES		
OPERATION AND MAINTENANCE	$ 2,517,662	$ 2,517,962
WAGES AND SALARIES	$ 5,360,322	$ 5,000,370
EMPLOYEE BENEFITS	$ 780,019	$ 776,274
HEALTH AND DENTAL	$ 1,015,220	$ 1,015,126
TRANSFER TO DEBT SERVICE	$ 3,344,613	$ 3,344,613
TRANSFER TO OPERA HOUSE	$ 182,000	$ 182,000
TRANSFER TO LIBRARY	$ 623,000	$ 623,000
TRANSFER TO EMS	$ 25,000	$ 25,000
TRANSFER TO CAPITAL OUTLAY	$ 200,000	$ 200,000
OTHER TRANSFERS	$ 162,000	$ 162,000
TOTAL EXPENDITURES	**$ 14,209,836**	**$ 13,846,345**
NET REVENUES / EXPENDITURES	**$ (354,326)**	**$ 9,165**

2020 General Fund Operating Budget – Condensed (cont.)

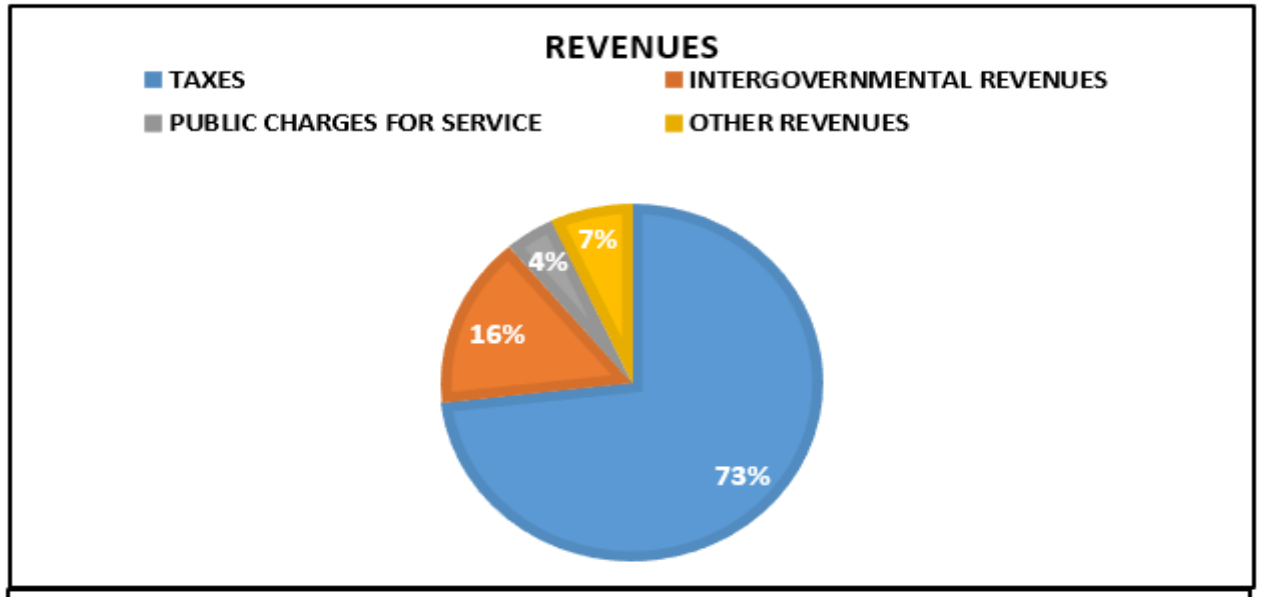

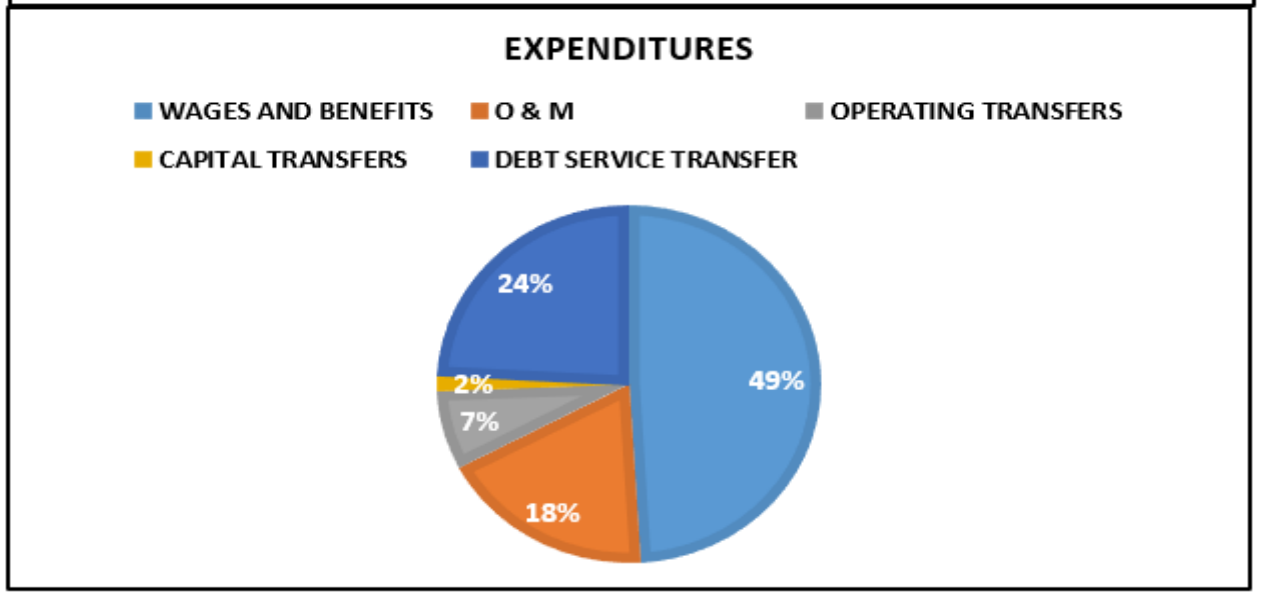

Anticipated 2019 Levy Impact

	Equalized Value	Total Levy	Total Rate Per $100K Equalized Value	Forecasted Change in Total Rate
2015 Levy - 2016 Budget	$ 923,322,500	$ 7,914,655	$ 857.19	
2016 Levy - 2017 Budget	$ 962,317,400	$ 8,098,257	$ 841.54	-1.83%
2017 Levy - 2018 Budget	$ 1,019,871,200	$ 8,507,687	$ 834.19	-0.87%
2018 Levy - 2019 Budget	$ 1,110,930,600	$ 9,032,362	$ 813.04	-2.54%
2019 Levy - 2020 Budget	$ 1,176,283,200	$ 9,376,740	$ 797.15	-1.95%

- Note – This analysis is based on Equalized Value and does not reflect the actual change in the total Mill Rate

Anticipated Expenditure Restraint Impact

Description	2019 Adopted Gen Fund Budget	2020 Adopted Gen Fund Budget	$ Amount 2020-2019	% DIFF 2020-2019
TOTAL REVENUE	13,477,898	13,685,510	207,612	1.54%
TOTAL EXPENSE	13,477,524	13,676,344	198,820	1.48%

EXPENDITURE RESTRAINT	2019	2020
TOTAL GENERAL FUND	13,477,898	13,685,510
LESS TRANSFER TO DEBT	3,304,117	3,344,613
NET GENERAL OP EXP	10,173,781	10,340,897
2020 GEN FUND EXP		10,331,731
2019 GEN FUND EXP		10,173,407
GEN FUND DOLLAR CHANGE		158,324
GEN FUND % CHANGE		1.56%

- We are anticipating an allowed increase of approximately 2.7% which results in an additional expenditure allowance of $80,000

2020 General Fund Operating Revenue Summary

CLASSIFCATION	2017 ACTUAL	2018 ACTUAL	2019 BUDGET	2020 BUDGET	CHANGE TO 19	CHANGE TO 19	EXPLANATION
ADMIN FEES	$ 82,000	$ 82,000	$ 82,000	$ 64,000	$ (18,000)	-22%	CHANGED BUDGETING METHODOLOGY RELATED TO EMS ADMIN FEES
FINES, FORFEITS & PENALTIES	$ 134,649	$ 168,454	$ 127,500	$ 155,000	$ 27,500	22%	BUDGETED MORE IN LINE WITH HISTORICAL ACTUALS
INTERGOVERNMENTAL REVENUES	$ 1,833,540	$ 1,771,775	$ 2,063,980	$ 2,166,476	$ 102,496	5%	AVG CHANGE IN THE ACCOUNTS THAT MAKE UP THIS BALANCE WAS $6,800 AND NOTHING MATERIAL WAS IDENTIFIED THAT CONTRIBUTED TO THE OVERALL CHANGE
LICENSES & PERMITS	$ 212,262	$ 298,153	$ 221,900	$ 199,075	$ (22,825)	-10%	AVG CHANGE IN THE ACCOUNTS THAT MAKE UP THIS BALANCE WAS ($2,300) AND NOTHING MATERIAL WAS IDENTIFIED THAT CONTRIBUTED TO THE OVERALL CHANGE
MISCELLANEOUS REVENUE	$ 533,393	$ 676,809	$ 413,066	$ 492,505	$ 79,439	19%	AVG CHANGE IN THE ACCOUNTS THAT MAKE UP THIS BALANCE WAS $4,100 AND NOTHING MATERIAL WAS IDENTIFIED THAT CONTRIBUTED TO THE OVERALL CHANGE
OTHER FINANCING SOURCES			$ 90,000	$ 45,000	$ (45,000)	-50%	ELIMINATED CONTINGENCY BUDGETING AND BUDGETING EXCESS RENTAL REVENUES IN THE BLDG MAINT FUND TO BE TRANSFERRED TO THE GENERAL FUND IN 2020
PUBLIC CHARGES FOR SERVICE	$ 1,377,417	$ 1,359,402	$ 1,351,660	$ 588,894	$ (762,766)	-56%	CREATED SEPARATE FUND FOR GARBAGE AND RECYCLING
TAXES	$ 8,993,842	$ 9,033,861	$ 9,572,362	$ 10,144,560	$ 572,198	6%	SEE CHART BELOW FOR EXPLANATION
TOTAL	$ 13,167,103	$ 13,390,454	$ 13,922,468	$ 13,855,510	$ (66,958)	0%	

2020 General Fund Operating Revenue Summary (cont.)

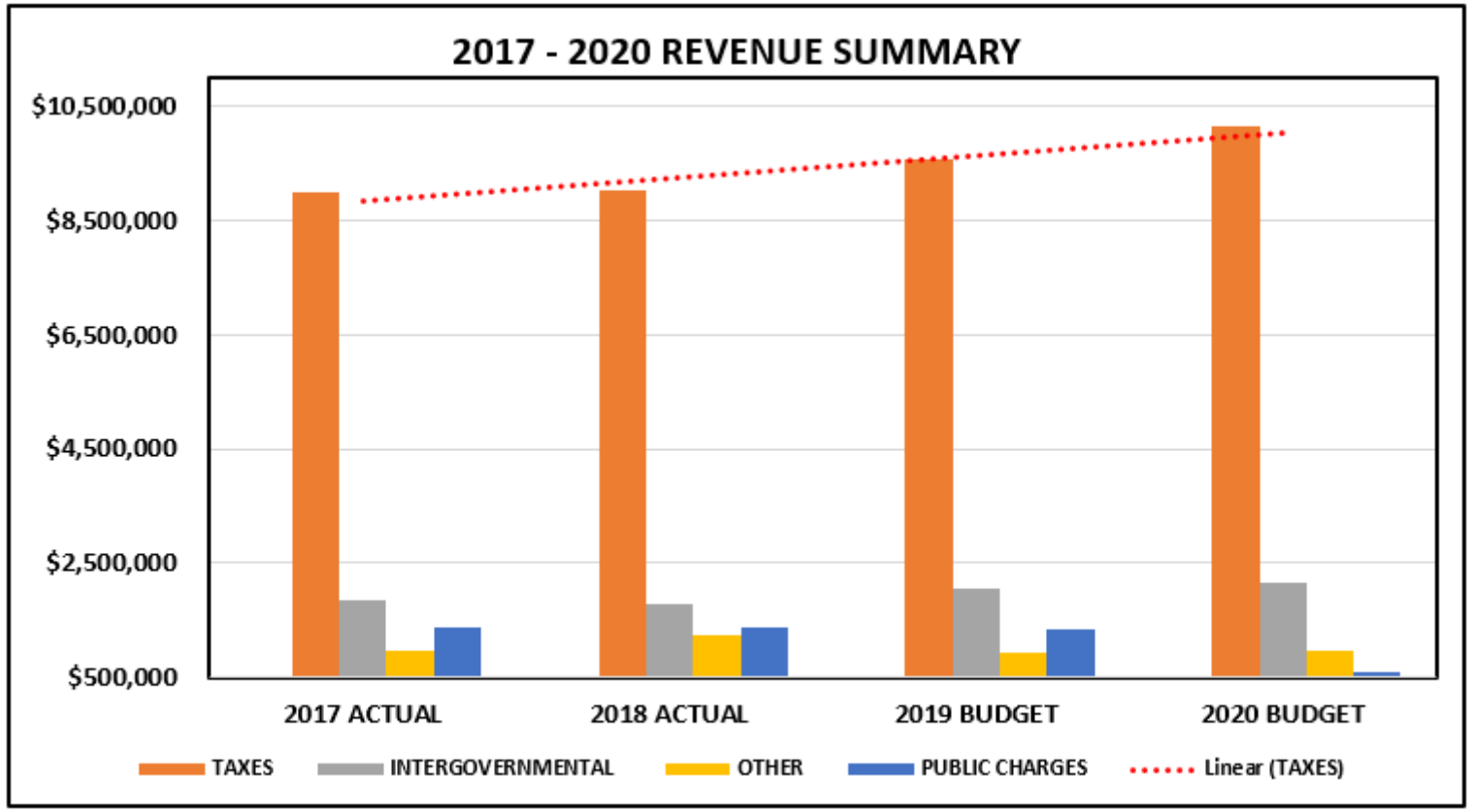

2020 General Fund Operating Expense Summary

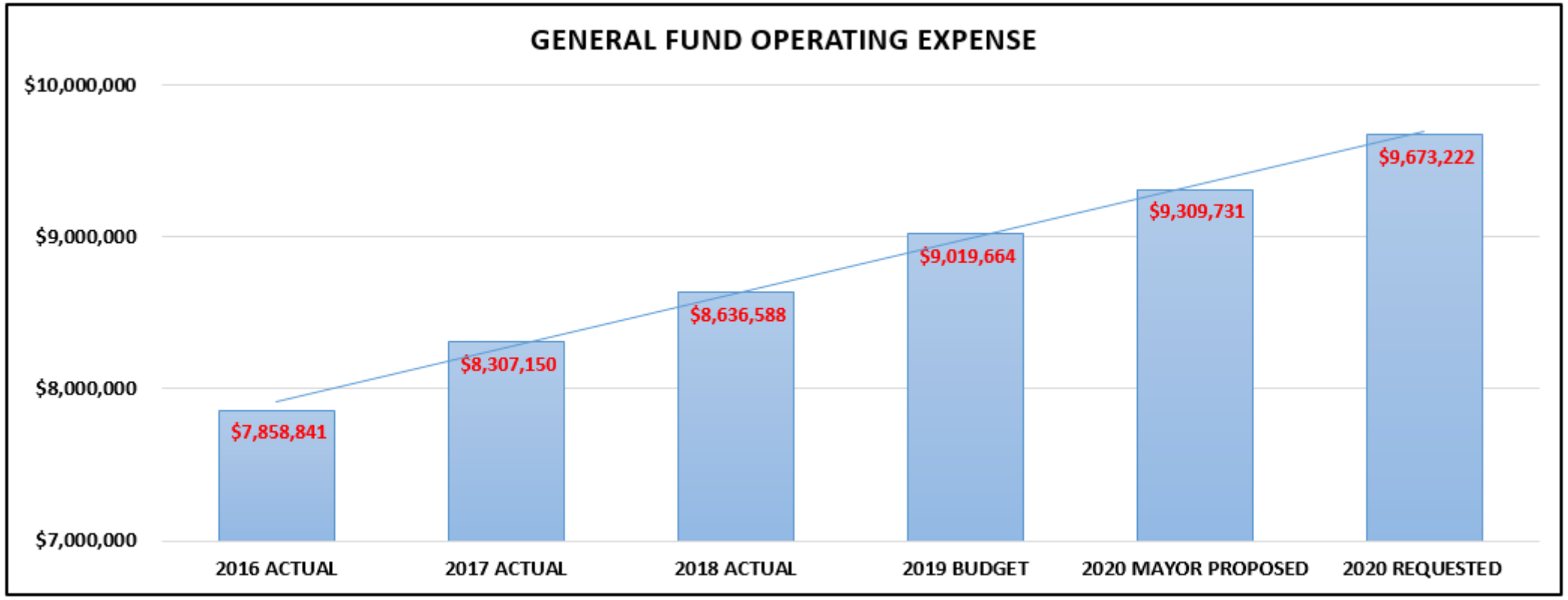

GENERAL FUND OPERATING BUDGET BY DEPARTMENT ANALYSIS

DEPARTMENT	2016 ACTIVITY	2017 ACTIVITY	2018 ACTIVITY	2019 AMENDED BUDGET	2020 DEPARTMENT REQUESTED	2020 MAYOR PROPOSED	CHANGE FROM 2019 BUDGET	CHANGE FROM 2019 BUDGET	NOTES
LEGISLATIVE	$ 45,915	$ 46,521	$ 45,697	$ 47,005	$ 46,500	$ 46,500	$ (505)	-1%	
JUDICIAL	$ 56,902	$ 55,630	$ 54,049	$ 58,202	$ 59,557	$ 61,770	$ 3,568	6%	ADDED 156 HOURS PER YEAR FOR THE CLERK - THIS IS OFFSET BY THE AMOUNT OF REVENUE GENERATED BY THE COURT
LEGAL	$ 110,990	$ 129,457	$ 138,063	$ 130,000	$ 140,000	$ 140,000	$ 10,000	8%	INCREASING TREND OVER LAST 4 YEARS
MAYOR	$ 98,034	$ 101,685	$ 99,222	$ 99,723	$ 101,238	$ 101,238	$ 1,515	2%	
CLERK	$ 189,589	$ 180,416	$ 178,446	$ 213,012	$ 198,975	$ 196,395	$ (16,617)	-8%	CHANGE IN HEALTH AND DENTAL ELECTIONS IN THIS DEPT.
ELECTION	$ 25,526	$ 13,421	$ 29,170	$ 16,750	$ 43,225	$ 43,225	$ 26,475	158%	2020 IS A GENERAL ELECTION YEAR
FINANCE DIRECTOR	$ 500,315	$ 516,973	$ 559,704	$ 606,234	$ 606,464	$ 606,464	$ 230	0%	INCREASE IN OVERALL OPERATING COSTS OFFSET BY DECREASE IN TAXI COSTS
ASSESSOR	$ 44,000	$ 50,880	$ 47,475	$ 47,500	$ 47,600	$ 47,900	$ 400	1%	
HR/RISK MANAGEMENT	$ 130,315	$ 161,064	$ 164,272	$ 187,586	$ 195,788	$ 195,788	$ 8,202	4%	CHANGE IN HEALTH AND DENTAL ELECTIONS IN THIS DEPT. OFFSET BY A DECREASE IN ADS AND PUBLICATIONS COSTS
CITY WEBSITE	$ 6,150	$ 9,641					$ -	0%	
OTHER GENERAL GOVERNMENT	$ 100,927	$ 61,203	$ 60,504	$ 123,000	$ 88,000	$ 88,000	$ (35,000)	-28%	BUDGETED MORE IN LINE WITH HISTORICAL ACTIVITY
INSURANCE	$ 247,398	$ 259,447	$ 253,596	$ 286,264	$ 279,600	$ 279,600	$ (6,664)	-2%	BUDGETED MORE IN LINE WITH HISTORICAL ACTIVITY
LAW ENFORCEMENT	$ 2,927,022	$ 3,013,589	$ 3,132,687	$ 3,148,785	$ 3,218,935	$ 3,218,935	$ 70,150	2%	
FIRE PROTECTION	$ 455,001	$ 478,107	$ 529,042	$ 541,563	$ 545,523	$ 545,523	$ 3,960	1%	
INSPECTION	$ 91,162	$ 98,812	$ 94,892	$ 101,041	$ 110,165	$ 110,165	$ 9,124	9%	DUE TO A SHIFT IN ALLOCATION METHODOLOGY - LESS COSTS TO CITY BLDGS. AND PLANNING DEPARTMENTS
CITY BUILDINGS	$ 138,021	$ 177,363	$ 152,823	$ 191,208	$ 236,520	$ 236,520	$ 45,312	24%	INCREASE IN COSTS RELATED TO ACQUISITION OF THE MSB BUILDING
HIGHWAY & STREET MAINT/CONST	$ 1,017,636	$ 1,014,199	$ 1,037,765	$ 1,144,163	$ 1,184,096	$ 1,184,096	$ 39,933	3%	
SNOW REMOVAL	$ 45,932	$ 50,139	$ 66,393	$ 68,000	$ 68,000	$ 68,000	$ -	0%	
SIGNS AND MARKINGS	$ 20,897	$ 18,874	$ 20,662	$ 18,000	$ 18,000	$ 18,000	$ -	0%	
STREET LIGHTING	$ 119,392	$ 122,409	$ 127,519	$ 128,000	$ 120,000	$ 120,000	$ (8,000)	-6%	BASED ON PAST HISTORY AND EXPECTED TRENDS
SWEEPING/STORM SEWERS	$ 1,532						$ -	0%	
SENIOR CENTER	$ 479,600	$ 515,950	$ 542,403	$ 522,951	$ 586,738	$ 585,199	$ 62,248	12%	MAINLY DUE TO CHANGE IN FUNDING FOR THE VOLUNTEER PROGRAM COORDINATOR POSITION AND BUDGETING METHODOLOGY
CEMETERY	$ 38,323	$ 36,984	$ 40,147	$ 35,000	$ 36,000	$ 36,000	$ 1,000	3%	
COMMUNITY COMMITMENT	$ 9,531	$ 1,357	$ 1,286	$ 4,000	$ 5,500	$ 5,500	$ 1,500	38%	ADDED ANNUAL FUNDING FOR FIREWORKS

GENERAL FUND OPERATING BUDGET BY DEPARTMENT ANALYSIS

DEPARTMENT	2016 ACTIVITY	2017 ACTIVITY	2018 ACTIVITY	2019 AMENDED BUDGET	2020 DEPARTMENT REQUESTED	2020 MAYOR PROPOSED	CHANGE FROM 2019 BUDGET	CHANGE FROM 2019 BUDGET	NOTES
PARKS	$ 117,781	$ 224,998	$ 222,650	$ 230,296	$ 244,480	$ 244,480	$ 14,184	6%	CHANGE IN HEALTH AND DENTAL ELECTIONS IN THIS DEPT. AND INCREASE IN UTILITY COSTS
RECREATION PROGRAMS & EVENTS	$ 305,371	$ 307,874	$ 314,376	$ 320,792	$ 328,296	$ 335,955	$ 15,163	5%	CHANGE IN HEALTH AND DENTAL ELECTIONS IN THIS DEPT. AND INCREASED STAFFING AT TROLL BEACH AND
YOUTH CENTER	$ 163,345	$ 168,902	$ 180,541	$ 185,395	$ 171,553	$ 163,894	$ (21,501)	-12%	CHANGE IN ACCOUNTING METHODOLOGY RELATED TO A PORTION OF THE FRIENDS OF THE STOUGHTON AREA YOUTH CENTER CONTRIBUTION
IT/MEDIA SERVICES	$ 113,686	$ 249,181	$ 268,670	$ 318,977	$ 378,170	$ 378,170	$ 59,193	19%	SALARY INCREASE AND ALL LANDLINE AND CHARTER COSTS ARE NOW UNDER THE IT DEPT.
PLANNING	$ 258,548	$ 242,074	$ 274,534	$ 246,217	$ 252,415	$ 252,415	$ 6,198	3%	
DEPARTMENTAL STAFFING REQUESTS	$ -	$ -	$ -	$ -	$ 361,885	$ -	$ -		
	$ 7,858,841	**$ 8,307,150**	**$ 8,636,588**	**$ 9,019,664**	**$ 9,673,222**	**$ 9,309,731**	**$ 290,067**	**3%**	

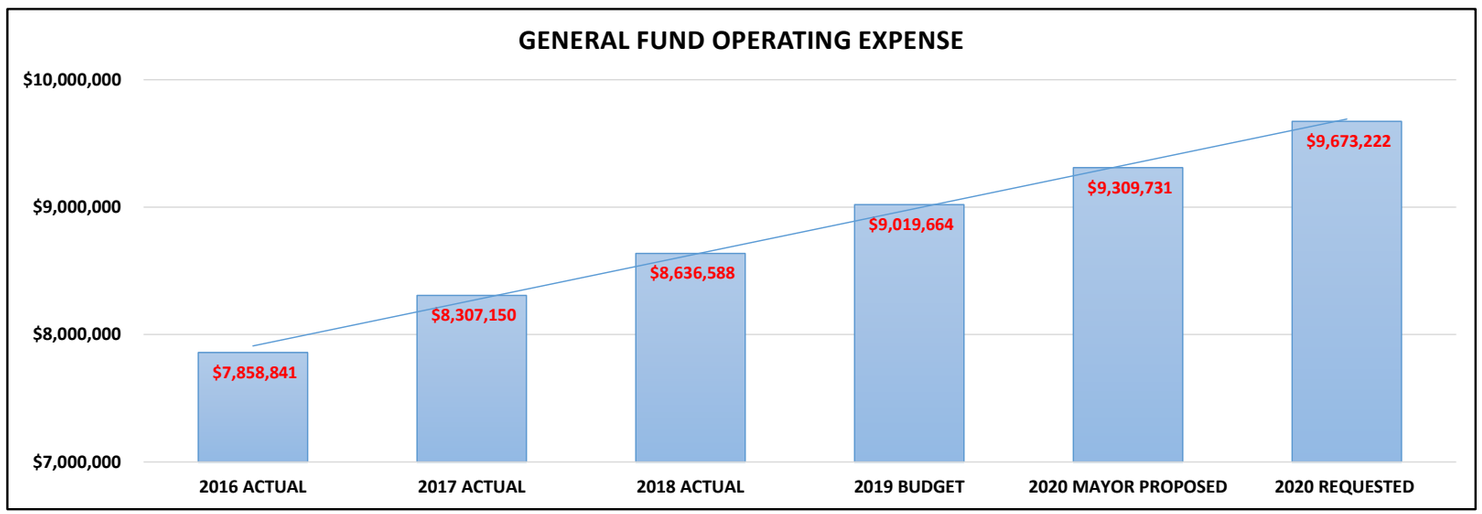

2020 General Fund Operation & Maint. Expense Summary

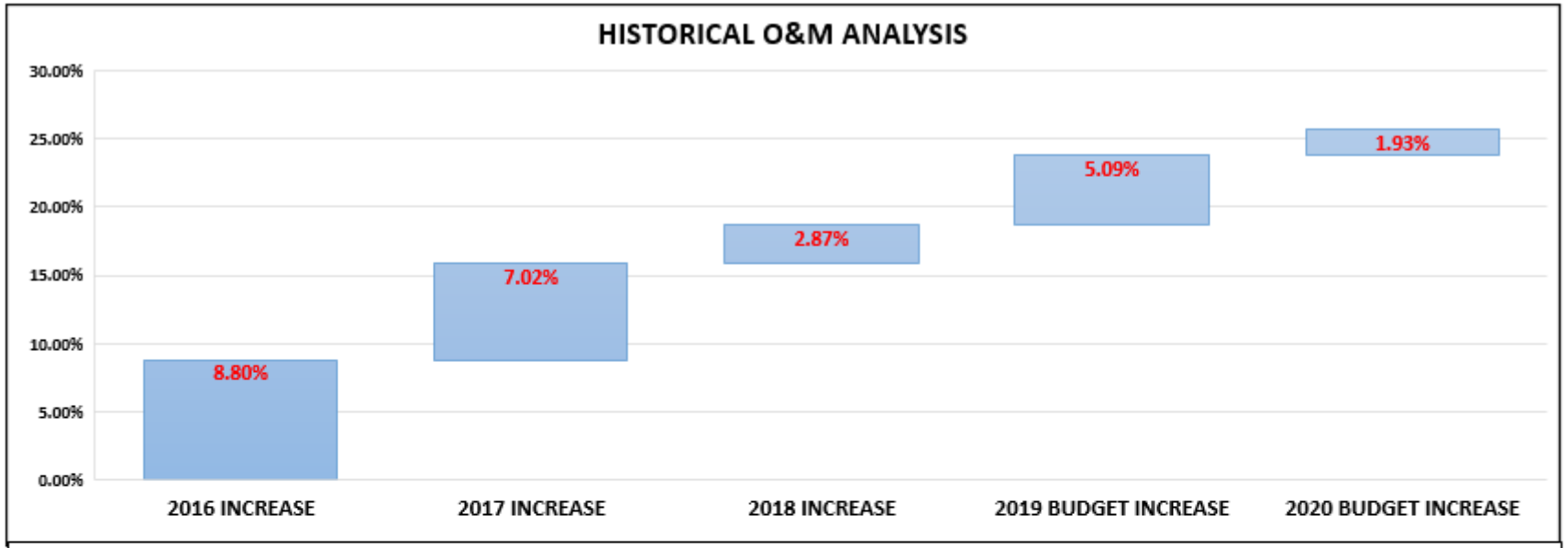

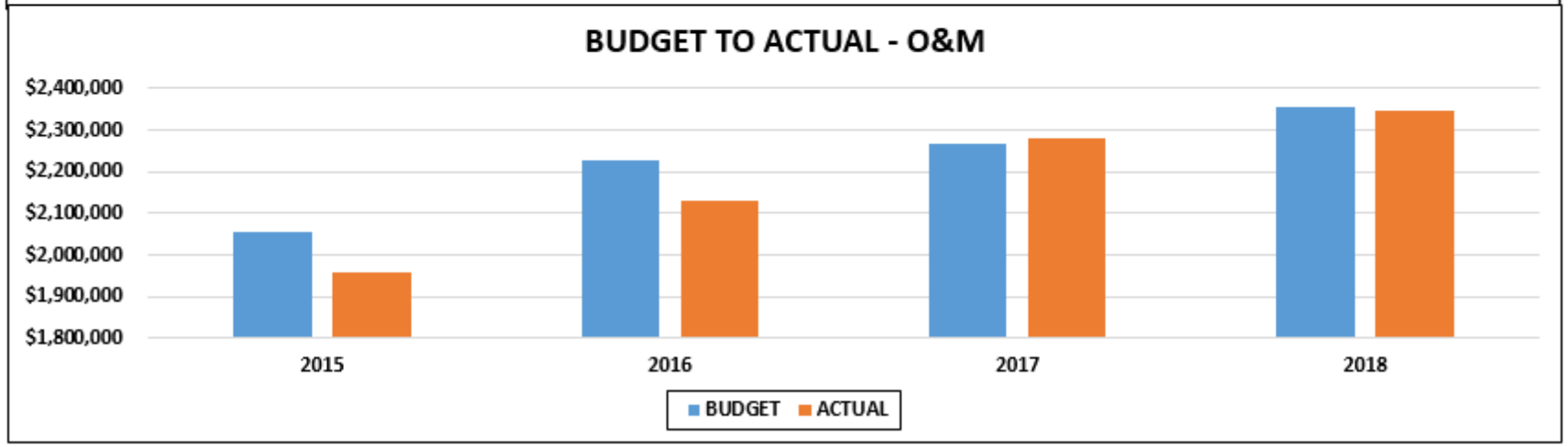

2016 - 2020 O&M SUMMARY

DESCRIPTION	2016 ACTIVITY	2017 ACTIVITY	2018 ACTIVITY	2019 AMENDED BUDGET	2020 DEPARTMENT REQUESTED	2020 MAYOR PROPOSED
FIRE PENSION BENEFIT	$ 37,251	$ 38,355	$ 45,282	$ 40,000	$ 42,000	$ 42,000
SELF INSURED LOSSES			$ 4,884	$ 70,000	$ 31,000	$ 31,000
TRAINING	$ 29,792	$ 35,202	$ 32,634	$ 39,860	$ 39,260	$ 39,260
MISC OUTSIDE SERVICES	$ 50,011	$ 200	$ 307			
FOUNDATION GRANT	$ 28,221	$ 44,883	$ 35,172		$ 16,000	$ 16,000
SPECIAL GIFT FUND - YOUTH CTR	$ 138					
KITCHEN FUND	$ 6,939	$ 7,497	$ 16,520	$ 8,000	$ 13,000	$ 13,000
TELEPHONE	$ 46,756	$ 49,017	$ 41,579	$ 46,312	$ 73,360	$ 73,360
POSTAGE	$ 4,523	$ 1,850	$ 1,537	$ 3,310	$ 3,140	$ 3,140
TRAVEL/CONFERENCE	$ 18,382	$ 14,895	$ 14,073	$ 27,149	$ 28,274	$ 28,274
SALES TAX	$ 6,725	$ 6,567	$ 6,321	$ 7,000	$ 7,000	$ 7,000
EQUIPMENT RENTAL	$ 1,608	$ 1,608	$ 1,752	$ 1,800	$ 1,800	$ 1,800
OUTSIDE SERVICES/CONTRACTS - WEBSITE	$ 372,780	$ 402,944	$ 443,790	$ 428,428	$ 430,140	$ 430,140
OUTSIDE SERVICES/CONTRACTS-2	$ 20,050	$ 19,173	$ 23,727	$ 54,450	$ 58,100	$ 58,400
OUTSIDE SERVICES/CONTRACTS-3	$ 4,542	$ 4,292	$ 4,814	$ 6,500	$ 6,500	$ 6,500
TAXI GRANT	$ 142,497	$ 150,201	$ 172,111	$ 209,000	$ 191,000	$ 191,000
UTILITIES	$ 103,057	$ 114,230	$ 117,177	$ 120,000	$ 132,500	$ 132,500
UTILITIES-SENIOR CENTER ANNEX	$ 506	$ 451	$ 524	$ 1,000	$ 500	$ 500
UTILITIES & MAINTENANCE - DEPOT	$ 3,887	$ 3,975	$ 4,208	$ 6,000	$ 6,000	$ 6,000
UTILITIES & MAINTENANCE - FOOD PANTRY	$ 2,391	$ 2,433	$ 2,719	$ 2,750	$ 7,000	$ 7,000
UTILITIES - MSB PROPERTY					$ 30,000	$ 30,000
EQUIPMENT MAINTENANCE	$ 86,560	$ 75,172	$ 112,106	$ 97,760	$ 103,400	$ 103,400
DANE CAD	$ 32,281	$ 15,207	$ 31,763	$ 27,300	$ 28,500	$ 28,500
UTILITIES	$ 34,626	$ 31,079	$ 32,696	$ 35,000	$ 34,000	$ 34,000
RENTING/LEASING EQMT - PARKS	$ 2,875	$ 11,378	$ 14,090	$ 17,000	$ 20,000	$ 20,000
MISC EXPENSES	$ 99,033	$ 193,011	$ 116,685	$ 111,300	$ 106,420	$ 106,420
PPE - PUBLIC WORKS			$ 2,325	$ 3,000	$ 3,000	$ 3,000
OFFICE SUPPLIES	$ 52,906	$ 63,332	$ 31,052	$ 31,910	$ 28,910	$ 28,910
PROGRAMS/PUBLICITY	$ 2,482	$ 2,517	$ 2,041	$ 4,000	$ 4,000	$ 4,000
ADS & PUBLICATIONS	$ 14,595	$ 8,163	$ 11,831	$ 27,650	$ 16,550	$ 16,550
RENT EXPENSE	$ 4,053	$ 3,989	$ 4,027	$ 4,300	$ 4,000	$ 4,000
SUBSCRIPTIONS/DUES	$ 10,729	$ 10,344	$ 11,539	$ 11,775	$ 18,445	$ 18,445
ADMINISTRATION EXPENSE	$ 1,342			$ 1,100	$ 500	$ 500
VEHICLE EXPENSE	$ 10,806	$ 18,142	$ 17,230	$ 18,575	$ 18,775	$ 18,775
VEHICLE FUEL	$ 54,418	$ 80,969	$ 89,703	$ 81,500	$ 83,050	$ 83,050
OPERATING EXPENSES - PLANNING DEPARTMENT	$ 472,675	$ 458,471	$ 523,001	$ 507,527	$ 500,238	$ 500,238
OPERATING EXPENSES-SPECIALIZED-1	$ 5,802	$ 6,178	$ 5,498	$ 4,000	$ 20,500	$ 20,500
OPERATING EXPENSES-SPECIALIZED-2	$ 938	$ 848	$ 1,563	$ 1,000	$ 1,000	$ 1,000
OPERATING EXPENSES-SCHOOL RENT	$ 8,000	$ 8,000	$ 8,000	$ 8,000	$ 8,000	$ 8,000
OPERATING EXPENSES-ACTIVE NET	$ 7,483	$ 7,297	$ 6,825	$ 8,000	$ 8,000	$ 8,000
REPAIRS/MAINTENANCE	$ 13,718	$ 46,485	$ 14,943	$ 24,400	$ 24,400	$ 24,400

2016 - 2020 O&M SUMMARY

DESCRIPTION	2016 ACTIVITY	2017 ACTIVITY	2018 ACTIVITY	2019 AMENDED BUDGET	2020 DEPARTMENT REQUESTED	2020 MAYOR PROPOSED
REPAIRS/MAINTENANCE - MSB PROPERTY					$ 5,000	$ 5,000
TREE PURCHASES - STREETS	$ 25,440	$ 30,516	$ 34,935	$ 30,000	$ 30,000	$ 30,000
UNIFORM ALLOWANCE	$ 42,441	$ 27,493	$ 42,307	$ 43,500	$ 39,300	$ 39,300
TOOL ALLOWANCE	$ 482	$ 1,000	$ 944	$ 1,000	$ 1,000	$ 1,000
VIRGIN LAKE BOARDWALK		$ 14,592				
HOOPS WITH HERO'S		$ 2,484				
BUDDY BENCHES		$ 2,375				
POLICE SAFETY CAMP	$ 4,411		$ 2,295	$ 5,000	$ 5,000	$ 5,000
ENFORCEMENT EXPENSES	$ 3,985	$ 1,425	$ 4,401			
SHOP WITH A COP	$ 2,937	$ 2,585	$ 280			
PAUL KRABY MEMORIAL			$ 924			
PROPERTY/LIABILITY INSURANCE	$ 26,842	$ 27,465	$ 27,413	$ 31,764	$ 28,000	$ 28,000
EXCESS LIABILITY INSURANCE	$ 1,240	$ 1,225	$ 1,280	$ 1,540	$ 2,100	$ 2,100
EMPLOYMENT PRACTICES LIABILITY	$ 5,646	$ 5,771	$ 5,454	$ 7,214	$ 6,000	$ 6,000
AUTO PHYSICAL DAMAGE INSURANCE	$ 25,750	$ 40,851	$ 33,487	$ 42,000	$ 41,000	$ 41,000
BOILER/MACHINERY INSURANCE	$ 589	$ 995	$ 1,022	$ 2,000	$ 1,500	$ 1,500
PROPERTY INSURANCE	$ 25,617	$ 23,709	$ 25,883	$ 27,152	$ 28,000	$ 28,000
CRIME INSURANCE			$ 773	$ 839	$ 1,000	$ 1,000
VOLUNTEER WORKERS COMP INSURANCE			$ 370	$ 600	$ 500	$ 500
WORKERS COMP. INSURANCE	$ 153,055	$ 150,776	$ 152,198	$ 164,655	$ 165,000	$ 165,000
UNEMPLOYMENT COMPENSATION	$ 8,659	$ 8,655	$ 5,716	$ 8,500	$ 6,500	$ 6,500
MUSEUM	$ 500	$ 500		$ 500		
HOLIDAY PROMOTION	$ 8,134	$ 782	$ 1,211	$ 1,500	$ 5,000	$ 5,000
CITY BAND				$ 500	$ 500	$ 500
ARTS COUNCIL	$ 897	$ 75	$ 75	$ 500		
AFFORDABLE TRANSPORTATION				$ 1,000		
	$ 2,132,003	**$ 2,281,629**	**$ 2,347,017**	**$ 2,466,420**	**$ 2,513,662**	**$ 2,513,962**

2020 General Fund Wage Summary

2016 - 2020 WAGE DATA

DESCRIPTION	2016 ACTIVITY	2017 ACTIVITY	2018 ACTIVITY	2019 AMENDED BUDGET	2020 DEPARTMENT REQUESTED	2020 MAYOR PROPOSED
SALARIES	$ 771,539	$ 819,968	$ 913,913	$ 963,062	$ 988,791	$ 993,654
WAGES	$ 2,680,014	$ 2,759,897	$ 2,872,404	$ 2,935,586	$ 3,050,922	$ 3,047,992
WAGES - SENIOR CASE MGMT.	$ 89,144	$ 108,006	$ 91,732	$ 119,250	$ 121,621	$ 121,621
WAGES - DISPATCH	$ 296,182	$ 305,815	$ 328,734	$ 313,757	$ 321,320	$ 321,320
WAGES - COMMUNITY SERVICE OFFICER	$ 4,272	$ 13,406	$ 12,684	$ 21,404	$ 21,852	$ 21,852
WAGES - VOLUNTEERS	$ 98,603	$ 86,380	$ 93,260	$ 117,000	$ 110,000	$ 110,000
OVERTIME - DISPATCH	$ 15,152	$ 11,794	$ 9,778	$ 13,000	$ 10,000	$ 10,000
OVERTIME	$ 185,287	$ 165,538	$ 168,385	$ 139,500	$ 136,800	$ 136,800
WAGES - PART TIME	$ 26,749	$ 38,817	$ 71,151	$ 84,042	$ 85,476	$ 85,476
SEASONAL/TEMPORARY	$ 112,941	$ 112,572	$ 114,401	$ 136,338	$ 144,155	$ 144,155
LONGEVITY - VOLUNTEERS	$ 156	$ 6,175	$ 7,255	$ 9,000	$ 7,500	$ 7,500
	$ 4,280,039	**$ 4,428,368**	**$ 4,683,697**	**$ 4,851,939**	**$ 4,998,437**	**$ 5,000,370**
NON-OVERTIME WAGES	**$ 4,079,600**	**$ 4,251,036**	**$ 4,505,534**	**$ 4,699,439**	**$ 4,851,637**	**$ 4,853,570**

2020 General Fund Wage Summary (cont.)

2020 DEPARTMENT HEAD STAFFING REQUESTS

HUMAN RESOURCES	HUMAN RESOURCES ASSISTANT (10 HOURS/WEEK)	$	8,482
LAW ENFORCEMENT	ADD'L POLICE OFFICER	$	89,254
LAW ENFORCEMENT	INCREASE COMMUNITY SERVICES OFFICER TO FULL-TIME (CURRENTLY HALF-TIME)	$	48,887
LAW ENFORCEMENT	PROMOTION TO DETECTIVE	$	3,000
CITY-WIDE	JANITOR FULL-TIME	$	62,947
CITY-WIDE	JANITOR PART-TIME	$	19,048
CITY-WIDE	ESTIMATED CUSTODIAL SAVINGS	$	(62,694)
PLANNING	PLANNING CODE ENFORCEMENT	$	22,370
PLANNING	PLANNINGADMIN ASST	$	8,556
CITY-WIDE	LANDSCAPE EMPLOYEE	$	19,048
WSTO	INCREASE WSTO EMPLOYEE BUDGET	$	2,201
PARKS	PARKS MAINTENANCE FULL-TIME	$	67,742
RECREATION	RECREATION ASSISTANT FULL-TIME	$	58,482
FIRE	INCREASE FIRE TECHNICIAN TO FULL-TIME (CURRENTLY 30 HOURS/WEEK)	$	14,562
		$	361,885
LIBRARY	CIRCULATION SUPERVISOR TO FT	$	19,211
LIBRARY	ADMIN ASST. (TO 20 HOURS)	$	2,012
		$	21,223

ASSUMPTIONS:

- For positions eligible for Health and Dental we assumed Family Coverage

2020 General Fund Wage Summary (cont.)

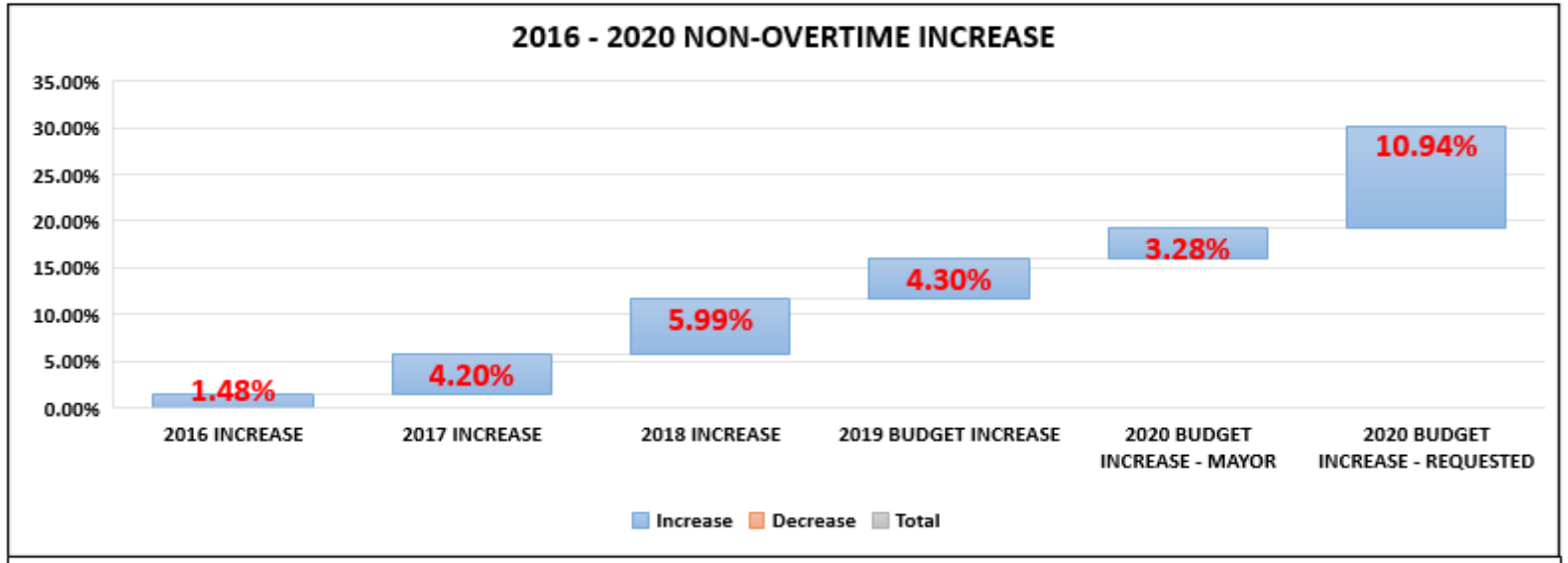

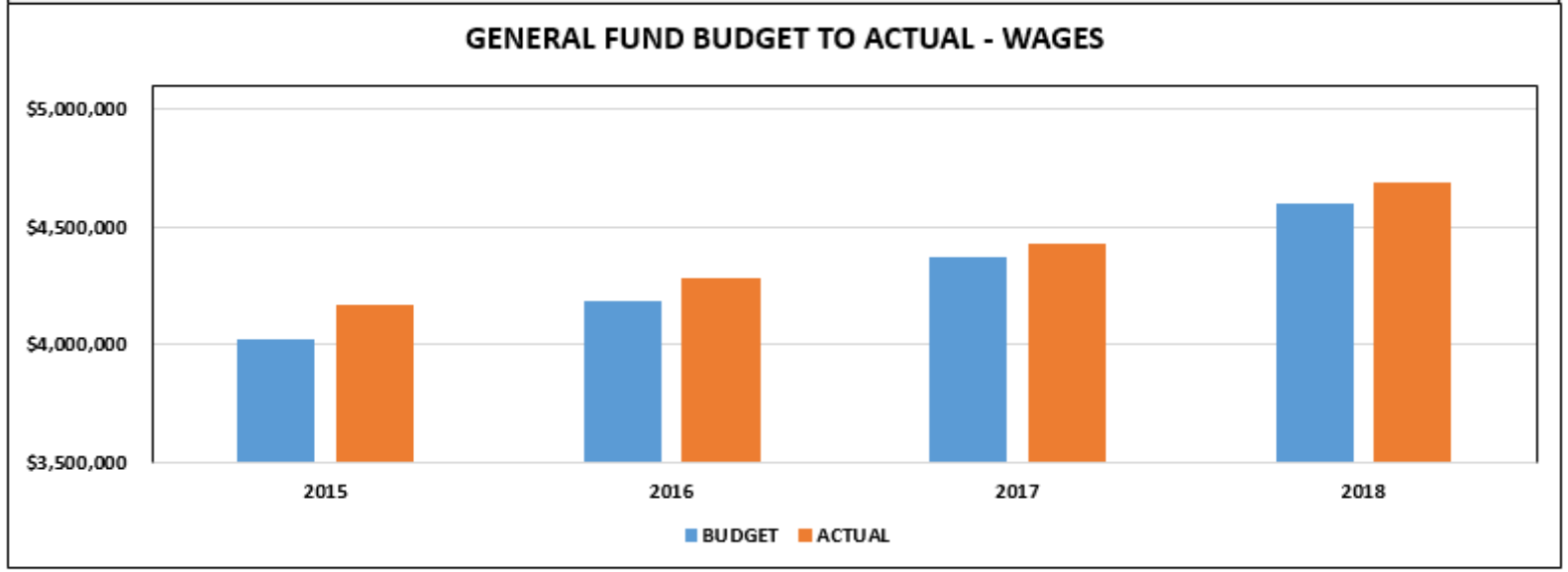

2020 General Fund Employee Benefits Summary

DESCRIPTION	2016 ACTIVITY	2017 ACTIVITY	2018 ACTIVITY	2019 AMENDED BUDGET	2020 DEPARTMENT REQUESTED	2020 MAYOR PROPOSED
EMPLOYEE BENEFITS	$ 633,254	$ 682,587	$ 704,852	$ 712,023	$ 780,019	$ 776,274
	$ 633,254	$ 682,587	$ 704,852	$ 712,023	$ 780,019	$ 776,274

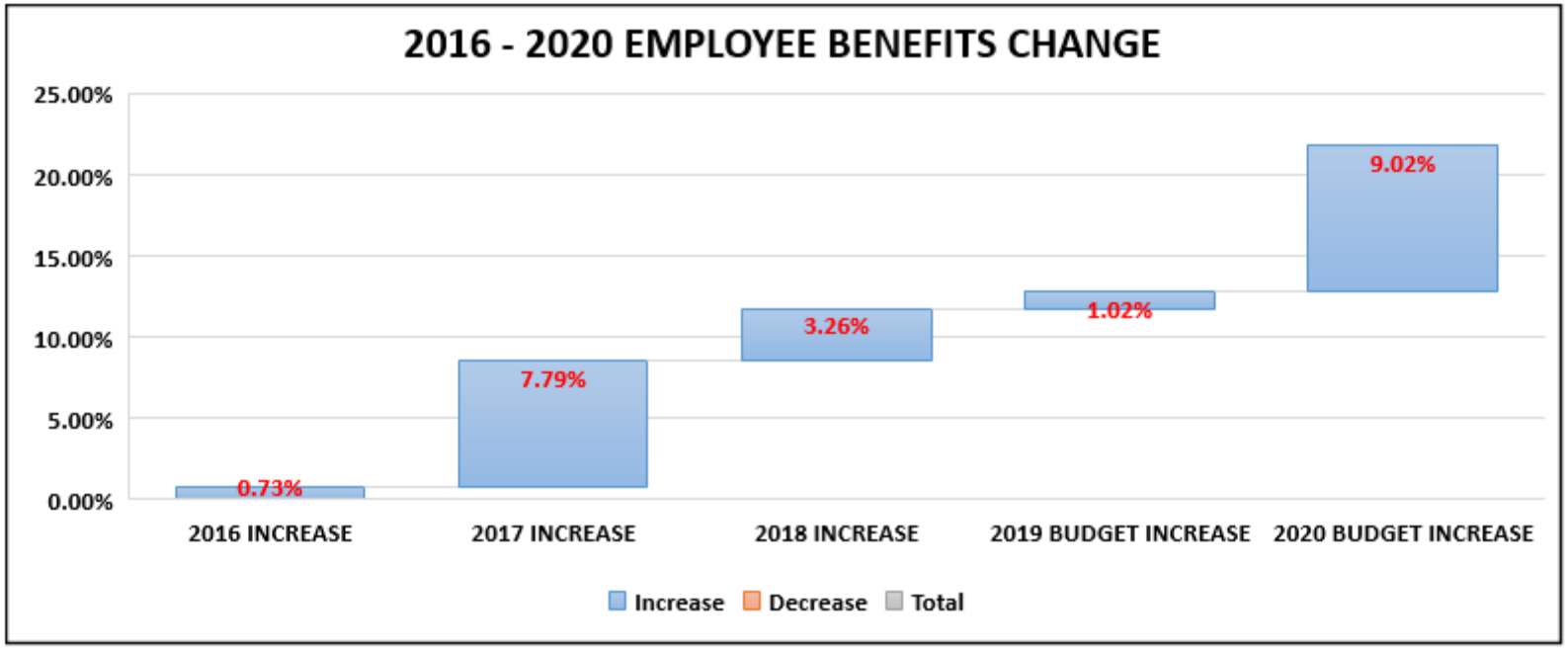

2020 General Fund Employee Benefits Summary (cont.)

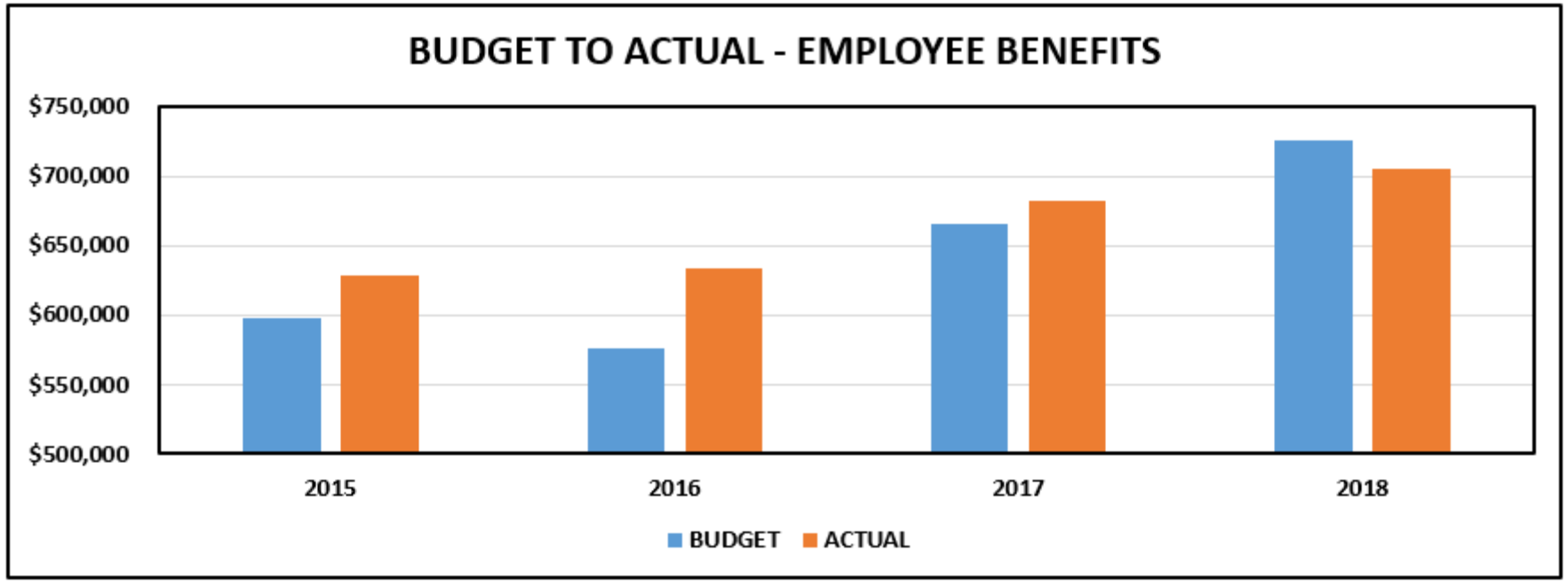

2020 General Fund Health/Dental Summary

2016 - 2020 HEALTH/DENTAL SUMMARY

DESCRIPTION	2016 ACTIVITY	2017 ACTIVITY	2018 ACTIVITY	2019 AMENDED BUDGET	2020 DEPARTMENT REQUESTED	2020 MAYOR PROPOSED
HEALTH INSURANCE	$ 813,545	$ 914,326	$ 898,588	$ 985,282	$ 1,015,220	$ 1,015,126
	$ 813,545	$ 914,326	$ 898,588	$ 985,282	$ 1,015,220	$ 1,015,126

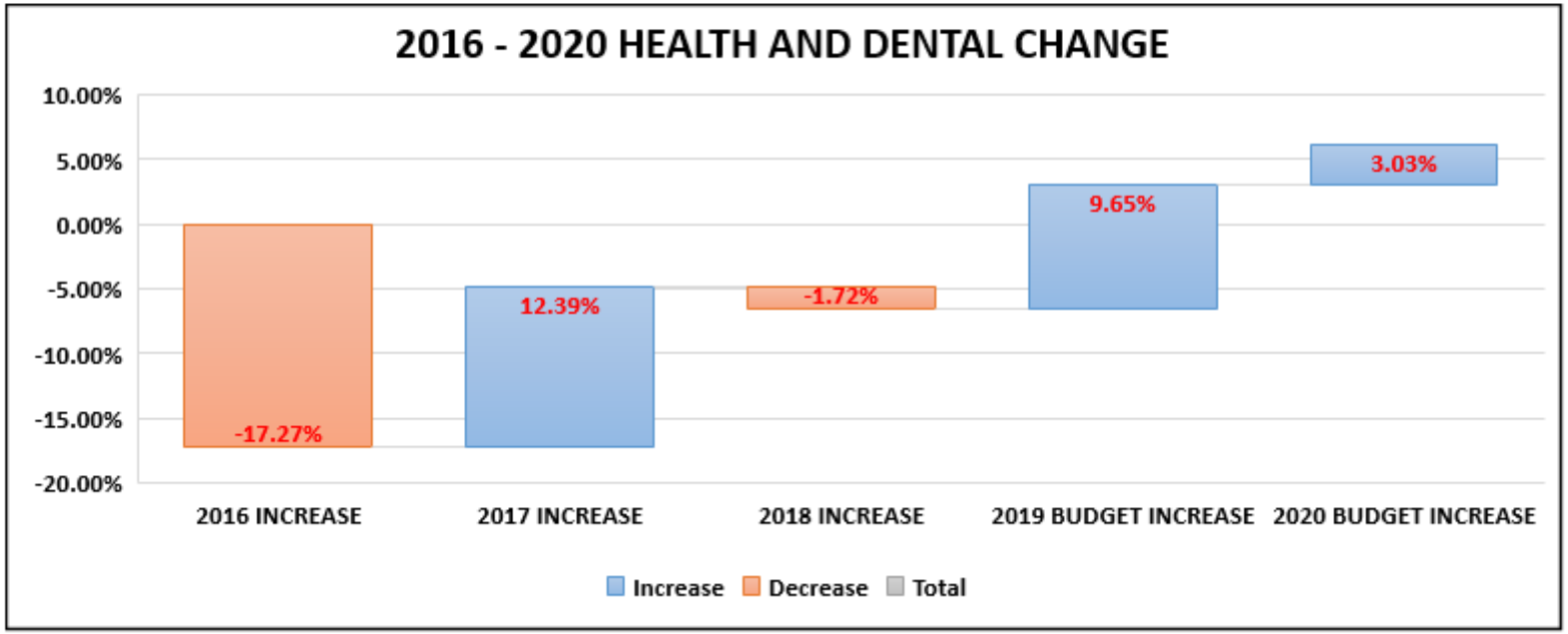

2020 General Fund Health/Dental Summary (cont.)

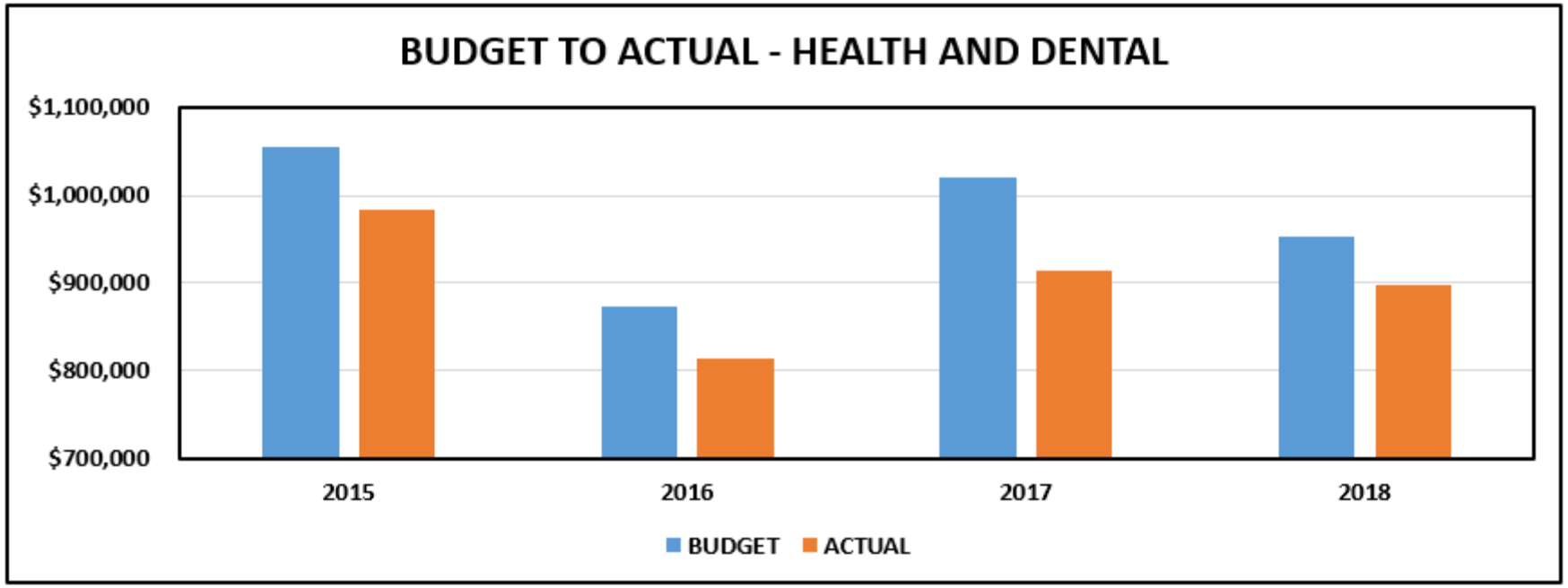

2020 Fund and Departmental Operating Budgets

- The budget information attached is as follows:
  - Opera House
  - Human Resources/Risk Management
  - Public Works
  - IT/Media Services
  - Library
  - Mayor
  - Finance and General

245 - OPERA HOUSE

DESCRIPTION	2017 ACTIVITY	2018 ACTIVITY	2019 AMENDED BUDGET	2020 MAYOR PROPOSED	CHANGE TO 2019 BUDGET	CHANGE TO 2019 BUDGET	NOTES
TICKET SALES	$ 590,883	$ 568,347	$ 599,241	$ 627,787	$ 28,546	5%	
REVENUE-FEES	$ 52,275	$ 46,072	$ 45,542	$ 77,712	$ 32,170	71%	INCREASED FEES RELATED TO TICKET SALES
OTHER TAXABLE SALES					$ -	0%	
MEMBERSHIPS	$ 108,577	$ 110,479	$ 110,000	$ 120,000	$ 10,000	9%	YTD 2019 IS ALREADY IN EXCESS OF $120,000
ANNUAL PUBLICATION	$ 5,746	$ 31,216	$ 15,000	$ 16,000	$ 1,000	7%	
TAX EXEMPT SALES	$ 1,113	$ 675	$ 1,000	$ 1,000	$ -	0%	
INTEREST	$ 47	$ 18			$ -	0%	
DONATIONS	$ 5,017	$ 5,836	$ 5,000	$ 5,000	$ -	0%	
TRANSFER IN - GENERAL FUND	$ 170,491	$ 171,231	$ 165,000	$ 182,000	$ 17,000	10%	TO FUND THE FULLY LOADED LABOR COST OF THE DIRECTOR AND HOUSE MANAGER POSITIONS
SALARIES	$ 74,844	$ 76,559	$ 78,833	$ 80,487	$ 1,654	2%	
WAGES	$ 92,219	$ 95,303	$ 97,251	$ 98,209	$ 958	1%	
SEASONAL/TEMPORARY	$ 8,682	$ 3,008	$ 10,000	$ 10,000	$ -	0%	
EMPLOYEE BENEFITS	$ 24,856	$ 24,948	$ 25,879	$ 26,762	$ 883	3%	
HEALTH INSURANCE	$ 32,242	$ 15,884	$ 13,915	$ 51,327	$ 37,412	269%	MAJOR CHANGE IN HEALTH AND DENTAL ELECTIONS IN 2020
TELEPHONE	$ 4,695	$ 207	$ 3,500		$ (3,500)	-100%	
OUTSIDE SERVICES/CONTRACTS-2	$ 49,620	$ 43,281	$ 45,542	$ 47,712	$ 2,170	5%	
EQUIPMENT MAINTENANCE	$ 4,709	$ 13,719	$ 5,000	$ 5,000	$ -	0%	
SALES TAX					$ -	0%	
ADS & PUBLICATIONS	$ 94,858	$ 101,474	$ 90,000	$ 110,000	$ 20,000	22%	
SUBSCRIPTIONS/DUES	$ 2,105	$ 2,852	$ 2,500	$ 2,900	$ 400	16%	
OPERATING EXPENSES	$ 21,857	$ 20,008	$ 25,000	$ 25,000	$ -	0%	
OPERATING EXPENSES-ADVERTISING	$ 22,116	$ 11,698	$ 17,000	$ 17,000	$ -	0%	
OPERATING EXPENSES-GUARANTEES	$ 467,030	$ 448,548	$ 418,400	$ 456,500	$ 38,100	9%	
OPERATING EXPENSES-HOSPITALITY	$ 62,828	$ 57,020	$ 40,000	$ 43,700	$ 3,700	9%	
OPERATING EXPENSES-MISC EVENT EXPENSES	$ 3,751	$ 3,200	$ 5,000	$ 5,000	$ -	0%	
OPERATING EXPENSES-CONTRACT LABOR/RENTAL	$ 19,392	$ 26,970	$ 30,000	$ 30,000	$ -	0%	
TOTAL REVENUES	$ 934,149	$ 933,874	$ 940,783	$ 1,029,499	$ 88,716	9%	
TOTAL EXPENDITURES	$ 985,804	$ 944,679	$ 907,820	$ 1,009,597	$ 101,777	11%	
NET INCOME	$ (51,655)	$ (10,805)	$ 32,963	$ 19,902	$ (13,061)	-40%	

51550 - HR - RISK MANAGEMENT

DESCRIPTION	2017 ACTIVITY	2018 ACTIVITY	2019 AMENDED BUDGET	2020 DEPARTMENT REQUESTED	2020 MAYOR PROPOSED	CHANGE FROM 2019 BUDGET	CHANGE FROM 2019 BUDGET	NOTES
SALARIES	$ 86,577	$ 88,684	$ 91,338	$ 93,269	$ 93,269	$ 1,931	2%	
WAGES	$ 36,025	$ 36,987	$ 37,942	$ 38,948	$ 38,948	$ 1,006	3%	
EMPLOYEE BENEFITS	$ 17,748	$ 18,498	$ 18,698	$ 19,385	$ 19,385	$ 687	4%	
HEALTH INSURANCE	$ 9,504	$ 8,743	$ 8,018	$ 21,916	$ 21,916	$ 13,898	173%	ADD'L EE + SPOUSE ELECTION
TRAINING	$ 337	$ 438	$ 3,000	$ 3,000	$ 3,000	$ -	0%	
TELEPHONE	$ 620	$ 565	$ 750	$ 480	$ 480	$ (270)	-36%	
POSTAGE		$ 32	$ 100	$ -	$ -	$ (100)	-100%	
TRAVEL/CONFERENCE	$ 187	$ 944	$ 1,950	$ 2,000	$ 2,000	$ 50	3%	
OFFICE SUPPLIES	$ 3,692	$ 2,224	$ 2,000	$ 2,000	$ 2,000	$ -	0%	
ADS & PUBLICATIONS	$ 92	$ 286	$ 10,000	$ 1,000	$ 1,000	$ (9,000)	-90%	MORE IN LINE W/ HISTORICAL INFORMATION
OPERATING EXPENSES	$ 6,282	$ 6,871	$ 13,790	$ 13,790	$ 13,790	$ -	0%	
TOTAL APPROPRIATIONS	$ 161,064	$ 164,272	$ 187,586	$ 195,788	$ 195,788	$ 8,202	4%	

STAFFING REQUESTS

DEPARTMENT STAFFING REQUESTS:	2020 DEPARTMENT BUDGET	2020 MAYOR /FINANCE BUDGET	DIFFERENCE
	195,788	195,788	0
HUMAN RESOURCES ASSISTANT (10 HOURS/WEEK)	8,482	0	8,482
	204,270	195,788	8,482

51900 - OTHER GENERAL GOVERNMENT

DESCRIPTION	2017 ACTIVITY	2018 ACTIVITY	2019 AMENDED BUDGET	2020 DEPARTMENT REQUESTED	2020 MAYOR PROPOSED	CHANGE FROM 2019 BUDGET	CHANGE FROM 2019 BUDGET	NOTES
EMPLOYEE BENEFITS	$ 4,731	$ (7,924)				$ -	N/A	
SELF INSURED LOSSES		$ 4,884	$ 70,000	$ 31,000	$ 31,000	$ (39,000)	-56%	MORE IN LINE W/ HISTORICALS AND REALISTIC EXPECTATIONS
MISC OUTSIDE SERVICES						$ -	N/A	
MISC EXPENSES	$ 56,472	$ 63,544	$ 53,000	$ 57,000	$ 57,000	$ 4,000	8%	DID NOT HISTORICALLY BUDGET FOR PERSONAL PROPERTY CHARGEBACKS
TOTAL APPROPRIATIONS	**$ 61,203**	**$ 60,504**	**$ 123,000**	**$ 88,000**	**$ 88,000**	**$ (35,000)**	**-28%**	

51930 - INSURANCE

DESCRIPTION	2017 ACTIVITY	2018 ACTIVITY	2019 AMENDED BUDGET	2020 DEPARTMENT REQUESTED	2020 MAYOR PROPOSED	CHANGE FROM 2019 BUDGET	CHANGE FROM 2019 BUDGET	NOTES
PROPERTY/LIABILITY INSURANCE	$ 27,465	$ 27,413	$ 31,764	$ 28,000	$ 28,000	$ (3,764)	-12%	
EXCESS LIABILITY INSURANCE	$ 1,225	$ 1,280	$ 1,540	$ 2,100	$ 2,100	$ 560	36%	
EMPLOYMENT PRACTICES LIABILITY	$ 5,771	$ 5,454	$ 7,214	$ 6,000	$ 6,000	$ (1,214)	-17%	
AUTO PHYSICAL DAMAGE INSURANCE	$ 40,851	$ 33,487	$ 42,000	$ 41,000	$ 41,000	$ (1,000)	-2%	
BOILER/MACHINERY INSURANCE	$ 995	$ 1,022	$ 2,000	$ 1,500	$ 1,500	$ (500)	-25%	
PROPERTY INSURANCE	$ 23,709	$ 25,883	$ 27,152	$ 28,000	$ 28,000	$ 848	3%	
CRIME INSURANCE		$ 773	$ 839	$ 1,000	$ 1,000	$ 161	19%	
VOLUNTEER WORKERS COMP INSURANCE		$ 370	$ 600	$ 500	$ 500	$ (100)	-17%	
WORKERS COMP. INSURANCE	$ 150,776	$ 152,198	$ 164,655	$ 165,000	$ 165,000	$ 345	0%	
UNEMPLOYMENT COMPENSATION	$ 8,655	$ 5,716	$ 8,500	$ 6,500	$ 6,500	$ (2,000)	-24%	
TOTAL APPROPRIATIONS	**$ 259,447**	**$ 253,596**	**$ 286,264**	**$ 279,600**	$ 279,600	$ (6,664)	-2%	REVIEWED ENTIRE BUDGET AND BUDGETED CLOSER TO HISTORICALS

PUBLIC WORKS / PARKS

DESCRIPTION	2017 ACTIVITY	2018 ACTIVITY	2019 AMENDED BUDGET	2020 DEPARTMENT REQUESTED	2020 MAYOR PROPOSED	CHANGE FROM 2019 BUDGET	CHANGE FROM 2019 BUDGET	NOTES
SALARIES	$ 65,980	$ 68,654	$ 64,466	$ 64,141	$ 64,141	$ (325)	-1%	DUE TO CREATION OF REFUSE FUND
WAGES	$ 536,812	$ 536,346	$ 571,420	$ 580,575	$ 580,575	$ 9,155	2%	
OVERTIME	$ 9,134	$ 18,428	$ 16,500	$ 16,800	$ 16,800	$ 300	2%	
WAGES - PART TIME	$ 10	$ 12,331	$ 21,442	$ 22,085	$ 22,085	$ 643	3%	
SEASONAL/TEMPORARY	$ 63,989	$ 65,771	$ 82,410	$ 83,876	$ 83,876	$ 1,466	2%	
EMPLOYEE BENEFITS	$ 93,620	$ 95,465	$ 99,394	$ 104,362	$ 104,362	$ 4,968	5%	
HEALTH INSURANCE	$ 135,987	$ 121,771	$ 136,027	$ 168,737	$ 168,737	$ 32,710	24%	DUE TO SHIFTS IN EMPLOYEE ELECTIONS
TELEPHONE	$ 3,412	$ 3,136	$ 3,500	$ 3,200	$ 3,200	$ (300)	-9%	LANDLINE AND CHARTER TO IT DEPT.
TRAVEL/CONFERENCE	$ 2,789	$ 3,082	$ 4,000	$ 4,000	$ 4,000	$ -	0%	
OUTSIDE SERVICES/CONTRACTS	$ 32,412	$ 40,420	$ 56,000	$ 55,000	$ 55,000	$ (1,000)	-2%	
OUTSIDE SERVICES/CONTRACTS-2						$ -	N/A	
UTILITIES	$ 28,800	$ 30,302	$ 37,500	$ 50,000	$ 50,000	$ 12,500	33%	DUE TO NEW UTILITY BUILDING
EQUIPMENT MAINTENANCE	$ 19,000	$ 19,000	$ 19,000	$ 20,000	$ 20,000	$ 1,000	5%	MORE IN LINE WITH HISTORICAL COSTS
UTILITIES	$ 18,410	$ 24,453	$ 21,000	$ 24,000	$ 24,000	$ 3,000	14%	
RENTING/LEASING EQMT - PARKS	$ 11,378	$ 14,090	$ 17,000	$ 20,000	$ 20,000	$ 3,000	18%	INCREASE IN GRINDING COSTS BUT WILL BE OFFSET WITH ADD'L REVENUES
MISC EXPENSES	$ 41,072	$ 37,222	$ 36,000	$ 36,000	$ 36,000	$ -	0%	
PPE - PUBLIC WORKS		$ 2,325	$ 3,000	$ 3,000	$ 3,000	$ -	0%	
OFFICE SUPPLIES	$ 5,411	$ 3,665	$ 3,500	$ 3,500	$ 3,500	$ -	0%	
VEHICLE FUEL	$ 40,400	$ 41,614	$ 43,500	$ 42,700	$ 42,700	$ (800)	-2%	
OPERATING EXPENSES	$ 290,239	$ 323,578	$ 332,500	$ 314,500	$ 314,500	$ (18,000)	-5%	REVENUES FROM MECHANIC WORK FOR UTILITIES AND EMS USED TO OFFSET THESE COSTS CAUSING THIS REDUCTION - ALSO ANTICIPATING REDUCTION IN STREET LIGHTING COSTS
REPAIRS/MAINTENANCE	$ 13,600	$ 9,420	$ 17,000	$ 17,000	$ 17,000	$ -	0%	
TREE PURCHASES - STREETS	$ 30,516	$ 34,935	$ 30,000	$ 30,000	$ 30,000	$ -	0%	
UNIFORM ALLOWANCE	$ 9,040	$ 8,184	$ 7,300	$ 6,100	$ 6,100	$ (1,200)	-16%	
TOOL ALLOWANCE	$ 1,000	$ 944	$ 1,000	$ 1,000	$ 1,000	$ -	0%	
VIRGIN LAKE BOARDWALK	$ 14,592					$ -	N/A	
TOTAL APPROPRIATIONS	$ 1,467,603	$ 1,515,136	$ 1,623,459	$ 1,670,576	$ 1,670,576	$ 47,117	3%	

53300 - HWY AND STREET MAINTENANCE

DESCRIPTION	2017 ACTIVITY	2018 ACTIVITY	2019 AMENDED BUDGET	2020 DEPARTMENT REQUESTED	2020 MAYOR PROPOSED	CHANGE FROM 2019 BUDGET	CHANGE FROM 2019 BUDGET	NOTES
SALARIES	$ 59,247	$ 62,676	$ 59,309	$ 58,869	$ 58,869	$ (440)	-1%	DUE TO CREATION OF REFUSE FUND
WAGES	$ 471,899	$ 474,892	$ 526,113	$ 534,189	$ 534,189	$ 8,076	2%	
OVERTIME	$ 9,015	$ 18,428	$ 16,500	$ 16,800	$ 16,800	$ 300	2%	
WAGES - PART TIME	$ 10	$ 12,331	$ 21,442	$ 22,085	$ 22,085	$ 643	3%	
EMPLOYEE BENEFITS	$ 78,572	$ 80,748	$ 85,875	$ 90,478	$ 90,478	$ 4,603	5%	
HEALTH INSURANCE	$ 124,710	$ 113,179	$ 126,624	$ 150,375	$ 150,375	$ 23,751	19%	DUE TO SHIFTS IN EMPLOYEE ELECTIONS
TELEPHONE	$ 3,412	$ 3,136	$ 3,500	$ 3,200	$ 3,200	$ (300)	-9%	
TRAVEL/CONFERENCE	$ 2,789	$ 3,082	$ 4,000	$ 4,000	$ 4,000	$ -	0%	
OUTSIDE SERVICES/CONTRACTS	$ 32,412	$ 40,420	$ 56,000	$ 55,000	$ 55,000	$ (1,000)	-2%	
OUTSIDE SERVICES/CONTRACTS-2						$ -	N/A	
UTILITIES	$ 28,800	$ 30,302	$ 37,500	$ 50,000	$ 50,000	$ 12,500	33%	DUE TO NEW UTILITY BUILDING
CONTRACTED SERVICES/GRINDING	$ 11,378	$ 10,327	$ 13,000	$ 16,000	$ 16,000	$ 3,000	23%	INCREASE IN GRINDING COSTS BUT WILL BE OFFSET WITH ADD'L REVENUES
MISC EXPENSES	$ 23,088	$ 16,075	$ 20,000	$ 20,000	$ 20,000	$ -	0%	
PPE - PUBLIC WORKS		$ 2,325	$ 3,000	$ 3,000	$ 3,000	$ -	0%	
OFFICE SUPPLIES	$ 5,379	$ 3,599	$ 3,500	$ 3,500	$ 3,500	$ -	0%	
VEHICLE FUEL	$ 36,928	$ 37,907	$ 38,500	$ 38,500	$ 38,500	$ -	0%	
OPERATING EXPENSES	$ 66,753	$ 82,875	$ 83,000	$ 73,000	$ 73,000	$ (10,000)	-12%	REVENUES FROM UTILITIES AND EMS USED TO OFFSET THESE COSTS CAUSING THIS REDUCTION
REPAIRS/MAINTENANCE	$ 4,659	$ 1,400	$ 8,000	$ 8,000	$ 8,000	$ -	0%	
TREE PURCHASES - STREETS	$ 30,516	$ 34,935	$ 30,000	$ 30,000	$ 30,000	$ -	0%	
UNIFORM ALLOWANCE	$ 9,040	$ 8,184	$ 7,300	$ 6,100	$ 6,100	$ (1,200)	-16%	
TOOL ALLOWANCE	$ 1,000	$ 944	$ 1,000	$ 1,000	$ 1,000	$ -	0%	
VIRGIN LAKE BOARDWALK	$ 14,592					$ -	N/A	
TOTAL APPROPRIATIONS	$ 1,014,199	$ 1,037,765	$ 1,144,163	$ 1,184,096	$ 1,184,096	$ 39,933	3%	

53310 - SNOW REMOVAL

ACCOUNT	DESCRIPTION	2017 ACTIVITY	2018 ACTIVITY	2019 AMENDED BUDGET	2020 DEPARTMENT REQUESTED	2020 MAYOR PROPOSED	CHANGE FROM 2019 BUDGET	CHANGE FROM 2019 BUDGET	NOTES
50340	OPERATING EXPENSES-SALT	$ 50,139	$ 66,393	$ 68,000	$ 68,000	$ 68,000	$ -	0%	
TOTAL APPROPRIATIONS	TOTAL APPROPRIATIONS	$ 50,139	$ 66,393	$ 68,000	$ 68,000	$ 68,000	$ -	0%	

53400 - SIGNS AND MARKINGS

ACCOUNT	DESCRIPTION	2017 ACTIVITY	2018 ACTIVITY	2019 AMENDED BUDGET	2020 DEPARTMENT REQUESTED	2020 MAYOR PROPOSED	CHANGE FROM 2019 BUDGET	CHANGE FROM 2019 BUDGET	NOTES
50340	OPERATING EXPENSES	$ 18,874	$ 20,662	$ 18,000	$ 18,000	$ 18,000	$ -	0%	
TOTAL APPROPRIATIONS	TOTAL APPROPRIATIONS	$ 18,874	$ 20,662	$ 18,000	$ 18,000	$ 18,000	$ -	0%	

53420 - STREET LIGHTING

DESCRIPTION	2017 ACTIVITY	2018 ACTIVITY	2019 AMENDED BUDGET	2020 DEPARTMENT REQUESTED	2020 MAYOR PROPOSED	CHANGE FROM 2019 BUDGET	CHANGE FROM 2019 BUDGET	NOTES
STREET LIGHTING - ELECTRIC	$ 122,409	$ 127,519	$ 128,000	$ 120,000	$ 120,000	$ (8,000)	-6%	MORE IN LINE WITH HISTORICAL PLUS LED WORK
TOTAL APPROPRIATIONS	**$ 122,409**	**$ 127,519**	**$ 128,000**	**$ 120,000**	**$ 120,000**	**$ (8,000)**	**-6%**	

54910 - CEMETERY

DESCRIPTION	2017 ACTIVITY	2018 ACTIVITY	2019 AMENDED BUDGET	2020 DEPARTMENT REQUESTED	2020 MAYOR PROPOSED	CHANGE FROM 2019 BUDGET	CHANGE FROM 2019 BUDGET	NOTES
TURF MAINTENACE	$ 19,000	$ 19,000	$ 19,000	$ 20,000	$ 20,000	$ 1,000	5%	MORE IN LINE WITH HISTORICAL COSTS
MISC EXPENSES	$ 17,984	$ 21,147	$ 16,000	$ 16,000	$ 16,000	$ -	0%	
TOTAL APPROPRIATIONS	$ 36,984	$ 40,147	$ 35,000	$ 36,000	$ 36,000	$ 1,000	3%	

55200 - PARKS

DESCRIPTION	2017 ACTIVITY	2018 ACTIVITY	2019 AMENDED BUDGET	2020 DEPARTMENT REQUESTED	2020 MAYOR PROPOSED	CHANGE FROM 2019 BUDGET	CHANGE FROM 2019 BUDGET	NOTES
SALARIES	$ 6,733	$ 5,978	$ 5,157	$ 5,272	$ 5,272	$ 115	2%	
WAGES	$ 64,913	$ 61,454	$ 45,307	$ 46,386	$ 46,386	$ 1,079	2%	
OVERTIME	$ 119					$ -	N/A	
SEASONAL/TEMPORARY	$ 63,989	$ 65,771	$ 82,410	$ 83,876	$ 83,876	$ 1,466	2%	
EMPLOYEE BENEFITS	$ 15,048	$ 14,717	$ 13,519	$ 13,884	$ 13,884	$ 365	3%	
HEALTH INSURANCE	$ 11,277	$ 8,592	$ 9,403	$ 18,362	$ 18,362	$ 8,959	95%	DUE TO SHIFTS IN EMPLOYEE ELECTIONS
UTILITIES	$ 18,410	$ 24,453	$ 21,000	$ 24,000	$ 24,000	$ 3,000	14%	MORE IN LINE WITH HISTORICAL AMOUNTS
RENTING/LEASING EQMT - PARKS		$ 3,763	$ 4,000	$ 4,000	$ 4,000	$ -	0%	
OFFICE SUPPLIES	$ 32	$ 66				$ -	N/A	
VEHICLE FUEL	$ 3,472	$ 3,707	$ 5,000	$ 4,200	$ 4,200	$ (800)	-16%	
OPERATING EXPENSES	$ 32,064	$ 26,129	$ 35,500	$ 35,500	$ 35,500	$ -	0%	
REPAIRS/MAINTENANCE	$ 8,941	$ 8,020	$ 9,000	$ 9,000	$ 9,000	$ -	0%	
TOTAL APPROPRIATIONS	$ 224,998	$ 222,650	$ 230,296	$ 244,480	$ 244,480	$ 14,184	6%	

STAFFING REQUESTS

DEPARTMENT STAFFING REQUESTS:	2020 DEPARTMENT BUDGET	2020 MAYOR /FINANCE BUDGET	DIFFERENCE
	1,653,416	1,653,416	-
PARKS MAINTENANCE FULL-TIME	67,742	-	67,742
	1,721,158	1,653,416	67,742

55500 - IT/MEDIA SERVICES

DESCRIPTION	2017 ACTIVITY	2018 ACTIVITY	2019 AMENDED BUDGET	2020 DEPARTMENT REQUESTED	2020 MAYOR PROPOSED	CHANGE FROM 2019 BUDGET	CHANGE FROM 2019 BUDGET	NOTES
SALARIES	$ 36,450	$ 76,623	$ 82,912	$ 99,990	$ 99,990	$ 17,078	21%	DUE TO 2019 RIGHT SIZING
WAGES	$ 52,527	$ 57,972	$ 59,843	$ 61,229	$ 61,229	$ 1,386	2%	
WAGES - PART TIME		$ 17,249	$ 17,000	$ 17,391	$ 17,391	$ 391	2%	
SEASONAL/TEMPORARY	$ 16,499					$ -	N/A	
EMPLOYEE BENEFITS	$ 13,664	$ 21,682	$ 22,114	$ 25,142	$ 25,142	$ 3,028	14%	WAGE AND WRS INCREASES
HEALTH INSURANCE	$ 24,601	$ 35,603	$ 44,228	$ 44,348	$ 44,348	$ 120	0%	
TRAINING		$ 72	$ 2,500	$ 2,500	$ 2,500	$ -	0%	
TELEPHONE	$ 2,734	$ 2,468	$ 1,900	$ 44,480	$ 44,480	$ 42,580	2241%	ALL LANDLINE AND CHARTER COSTS TO IT DEPT.
POSTAGE			$ 210	$ 140	$ 140	$ (70)	-33%	$ CHANGE IS MINIMAL
TRAVEL/CONFERENCE	$ 159	$ 675	$ 1,750	$ 2,750	$ 2,750	$ 1,000	57%	NATIONAL MEDIA CONFERENCE IN CHICAGO IN 2020
OUTSIDE SERVICES/CONTRACTS - WEBSITE		$ 11,077	$ 9,000	$ 6,000	$ 6,000	$ (3,000)	-33%	IT DEPT. COVERING ALL ADOBE SUBSCRIPTIONS
OUTSIDE SERVICES/CONTRACTS-2	$ 2,446	$ 6,761	$ 37,950	$ 42,000	$ 42,000	$ 4,050	11%	SOCIAL MEDIA ARCHIVING
EQUIPMENT MAINTENANCE	$ 9,687	$ 22,692	$ 10,000	$ 12,000	$ 12,000	$ 2,000	20%	IT RELATED MAINT COSTS SHIFTING TOWARDS IT DEPT AND OUT OF OTHER DEPARTMENTS
MISC EXPENSES	$ 90,406	$ 14,555	$ 21,000	$ 10,620	$ 10,620	$ (10,380)	-49%	SHIFTING WHERE COSTS ARE BEING CODED TO CAPTURE COSTS MORE APPROPRIATELY
OFFICE SUPPLIES			$ 1,860	$ 1,860	$ 1,860	$ -	0%	
SUBSCRIPTIONS/DUES		$ 875	$ 975	$ 4,145	$ 4,145	$ 3,170	325%	IT DEPT. COVERING ALL ADOBE SUBSCRIPTIONS
VEHICLE EXPENSE		$ 23	$ 575	$ 575	$ 575	$ -	0%	
OPERATING EXPENSES	$ 8	$ 343	$ 5,160	$ 3,000	$ 3,000	$ (2,160)	-42%	MORE IN LINE W/ HISTORICAL AND YTD ACTUAL
TOTAL APPROPRIATIONS	$ 249,181	$ 268,670	$ 318,977	$ 378,170	$ 378,170	$ 59,193	19%	NEARLY ALL ATTRIBUTABLE TO WAGE INCREASES AND CHANGE IN TELEPHONE

STAFFING REQUESTS

DEPARTMENT STAFFING REQUESTS:	2020 DEPARTMENT BUDGET	2020 MAYOR /FINANCE BUDGET	DIFFERENCE
	378,170	378,170	-
INCREASE WSTO EMPLOYEE BUDGET	2,201	-	2,201
	380,371	378,170	2,201

215 - LIBRARY

DESCRIPTION	2017 ACTIVITY	2018 ACTIVITY	2019 AMENDED BUDGET	2020 MAYOR PROPOSED	CHANGE TO 2019 BUDGET	CHANGE TO 2019 BUDGET	NOTES
DANE COUNTY SERVICE FEES	$ 219,115	$ 213,167	$ 220,254	$ 229,680	$ 9,426	4%	
OTHER COUNTIES SERVICE FEES	$ 8,715	$ 9,107	$ 8,041	$ 10,090	$ 2,049	25%	$ CHANGE IS MINIMAL
MISC. REVENUE	$ 4,675	$ 1,153		$ -	$ -	N/A	
FINES	$ 23,263	$ 23,360	$ 22,000	$ 21,000	$ (1,000)	-5%	
COPY MACHINE	$ 4,650	$ 4,704	$ 4,700	$ 4,700	$ -	0%	
TRANSFER IN	$ 567,747	$ 599,288	$ 593,813	$ 623,000	$ 29,187	5%	MAINLY DUE TO WAGE AND BENEFITS INCREASES
SURPLUS			$ 10,000	$ -	$ (10,000)	-100%	NO FUND BALANCE WILL BE USED IN 2020
SALARIES	$ 78,323	$ 86,316	$ 74,888	$ 78,563	$ 3,675	5%	
WAGES	$ 356,832	$ 371,022	$ 386,935	$ 396,057	$ 9,122	2%	
WAGES - PART TIME	$ 60,628	$ 60,860	$ 65,824	$ 70,006	$ 4,182	6%	
SEASONAL/TEMPORARY	$ 8,293	$ 8,067	$ 8,500	$ 8,500	$ -	0%	
EMPLOYEE BENEFITS	$ 67,047	$ 70,229	$ 72,012	$ 71,359	$ (653)	-1%	
HEALTH INSURANCE	$ 81,777	$ 72,403	$ 66,801	$ 84,184	$ 17,383	26%	SIGNIFICANT CHANGE IN HEALTH AND DENTAL ELECTIONS IN 2020
TELEPHONE	$ 1,473	$ 692	$ 1,000	$ -	$ (1,000)	-100%	LANDLINE AND CHARTER COSTS TO IT DEPT.
POSTAGE	$ 504	$ 400	$ 400	$ 500	$ 100	25%	$ CHANGE IS MINIMAL
TRAVEL/CONFERENCE	$ 2,570	$ 1,780	$ 1,600	$ 1,600	$ -	0%	
OUTSIDE SERVICES/CONTRACTS-2	$ 528	$ 3,867	$ 500	$ 500	$ -	0%	
OUTSIDE SERVICES/CONTRACTS-3			$ 300	$ 300	$ -	0%	
UTILITIES	$ 20,339	$ 18,165	$ 19,000	$ 19,000	$ -	0%	
UTILITIES-BUILDING 2	$ 5,537	$ 4,582	$ 6,500	$ 5,500	$ (1,000)	-15%	MORE IN LINE WITH HISTORICAL AMOUNTS
EQUIPMENT MAINTENANCE	$ 1,337	$ 1,728	$ 1,500	$ 1,900	$ 400	27%	$ CHANGE IS MINIMAL
REPAIR & MAINTENANCE	$ 7,114	$ 7,207	$ 9,000	$ 9,000	$ -	0%	
TECHNOLOGY COSTS	$ 46,542	$ 48,497	$ 48,850	$ 49,550	$ 700	1%	
MISC EXPENSES	$ 304	$ 303	$ 500	$ 500	$ -	0%	
PROGRAMS/PUBLICITY	$ 3,724	$ 3,272	$ 4,000	$ 4,000	$ -	0%	
SUBSCRIPTIONS/DUES	$ 401	$ 435	$ 400	$ 600	$ 200	50%	$ CHANGE IS MINIMAL
PERIODICALS	$ 5,956	$ 5,306	$ 5,600	$ 5,400	$ (200)	-4%	
E-RESOURCES	$ 7,843	$ 7,584	$ 8,198	$ 8,500	$ 302	4%	
AUDIO VISUAL	$ 12,566	$ 11,624	$ 11,000	$ 11,300	$ 300	3%	
BOOKS	$ 46,269	$ 48,443	$ 44,600	$ 45,700	$ 1,100	2%	
OPERATING EXPENSES	$ 4,166	$ 5,589	$ 3,800	$ 4,500	$ 700	18%	$ CHANGE IS MINIMAL
OPERATING EXPENSES-SPECIALIZED-1	$ 200	$ 206	$ 200	$ -	$ (200)	-100%	$ CHANGE IS MINIMAL
OPERATING EXPENSES-SPECIALIZED-2	$ 4,676	$ 4,800	$ 4,800	$ 4,800	$ -	0%	
CAPITAL-EQUIPMENT		$ 2,783	$ 7,100	$ 1,000	$ (6,100)	-86%	EXTERIOR PAINTING IN 2019

215 - LIBRARY

DESCRIPTION	2017 ACTIVITY	2018 ACTIVITY	2019 AMENDED BUDGET	2020 MAYOR PROPOSED	CHANGE TO 2019 BUDGET	CHANGE TO 2019 BUDGET	NOTES
CAPITAL-INFRASTRUCTURE		$ 4,718	$ 5,000	$ 6,000	$ 1,000	20%	PUBLIC ADDRESS SYSTEM AND PERIPHERALS IN 2020
TOTAL REVENUES	$ 828,165	$ 850,779	$ 858,808	$ 888,470	$ 29,662	3%	
TOTAL EXPENDITURES	$ 824,949	$ 850,878	$ 858,808	$ 888,818	$ 30,010	3%	
NET INCOME	$ 3,216	$ (99)	$ -	$ (348)	$ (348)	N/A	

STAFFING REQUESTS

	2020 DEPARTMENT BUDGET	2020 MAYOR /FINANCE BUDGET	DIFFERENCE
DEPARTMENT STAFFING REQUESTS:	888,818	888,818	-
CIRCULATION SUPERVISOR TO FT	19,211	-	19,211
ADMIN ASST. (TO 20 HOURS)	2,012	-	2,012
	910,041	888,818	21,223

- Assuming Admin Asst. position is not eligible for Health and Dental

51400 - MAYOR

DESCRIPTION	2017 ACTIVITY	2018 ACTIVITY	2019 AMENDED BUDGET	2020 DEPARTMENT REQUESTED	2020 MAYOR PROPOSED	CHANGE FROM 2019 BUDGET	CHANGE FROM 2019 BUDGET	NOTES
SALARIES	$ 61,011	$ 61,810	$ 62,992	$ 63,927	$ 63,927	$ 935	1%	
EMPLOYEE BENEFITS	$ 9,024	$ 9,173	$ 9,304	$ 9,574	$ 9,574	$ 270	3%	
HEALTH INSURANCE	$ 18,451	$ 17,801	$ 14,877	$ 14,937	$ 14,937	$ 60	0%	
TELEPHONE		$ 1,042	$ 650	$ 700	$ 700	$ 50	8%	
TRAVEL/CONFERENCE	$ 1,525	$ 359	$ 1,700	$ 1,700	$ 1,700	$ -	0%	
SUBSCRIPTIONS/DUES	$ 7,109	$ 7,297	$ 7,500	$ 7,700	$ 7,700	$ 200	3%	
OPERATING EXPENSES	$ 4,565	$ 1,740	$ 2,700	$ 2,700	$ 2,700	$ -	0%	
TOTAL APPROPRIATIONS	**$ 101,685**	**$ 99,222**	**$ 99,723**	**$ 101,238**	$ 101,238	$ 1,515	2%	

51100 - LEGISLATIVE

DESCRIPTION	2017 ACTIVITY	2018 ACTIVITY	2019 AMENDED BUDGET	2020 DEPARTMENT REQUESTED	2020 MAYOR PROPOSED	CHANGE FROM 2019 BUDGET	CHANGE FROM 2019 BUDGET	NOTES
SALARIES	$ 43,200	$ 42,450	$ 43,200	$ 43,200	$ 43,200	$ -	0%	
EMPLOYEE BENEFITS	$ 3,305	$ 3,247	$ 3,305	$ 3,300	$ 3,300	$ (5)	0%	
TRAVEL/CONFERENCE	$ 16		$ 500			$ (500)	-100%	
TOTAL APPROPRIATIONS	$ 46,521	$ 45,697	$ 47,005	$ 46,500	$ 46,500	$ (505)	-1%	

51200 - JUDICIAL

DESCRIPTION	2017 ACTIVITY	2018 ACTIVITY	2019 AMENDED BUDGET	2020 DEPARTMENT REQUESTED	2020 MAYOR PROPOSED	CHANGE FROM 2019 BUDGET	CHANGE FROM 2019 BUDGET	NOTES
SALARIES	$ 12,500	$ 12,500	$ 12,500	$ 12,500	$ 12,500	$ -	0%	
WAGES	$ 26,282	$ 27,035	$ 28,655	$ 29,373	$ 31,308	$ 2,653	9%	SLIGHT INCREASE IN CLERK HOURS - OFFSET BY REVENUE INCREASE
EMPLOYEE BENEFITS	$ 4,873	$ 4,973	$ 4,997	$ 5,384	$ 5,662	$ 665	13%	SLIGHT INCREASE IN CLERK HOURS - OFFSET BY REVENUE INCREASE
HEALTH INSURANCE	$ 2,713					$ -		
TRAVEL/CONFERENCE	$ 1,699	$ 1,733	$ 1,600	$ 2,000	$ 2,000	$ 400	25%	$ CHANGE IS MINIMAL
SUBSCRIPTIONS/DUES	$ 211	$ 97	$ 450	$ 450	$ 450	$ -	0%	
OPERATING EXPENSES	$ 7,352	$ 7,711	$ 10,000	$ 9,850	$ 9,850	$ (150)	-2%	
TOTAL APPROPRIATIONS	$ 55,630	$ 54,049	$ 58,202	$ 59,557	$ 61,770	$ 3,568	6%	

51510 - FINANCE

DESCRIPTION	2017 ACTIVITY	2018 ACTIVITY	2019 AMENDED BUDGET	2020 DEPARTMENT REQUESTED	2020 MAYOR PROPOSED	CHANGE FROM 2019 BUDGET	CHANGE FROM 2019 BUDGET	NOTES
SALARIES	$ 88,821	$ 102,531	$ 104,069	$ 104,820	$ 104,820	$ 751	1%	
WAGES	$ 89,234	$ 98,922	$ 100,478	$ 111,212	$ 111,212	$ 10,734	11%	DUE TO RESTRUCTURE FOLLOWING REQUEST FOR RECONSIDERATION
OVERTIME	$ 1,511	$ 38				$ -	N/A	
EMPLOYEE BENEFITS	$ 23,769	$ 26,181	$ 29,244	$ 31,410	$ 31,410	$ 2,166	7%	DUE TO WAGE AND WRS INCREASES
HEALTH INSURANCE	$ 41,909	$ 51,343	$ 66,343	$ 66,522	$ 66,522	$ 179	0%	
POSTAGE	$ 1,850	$ 1,505	$ 3,000	$ 3,000	$ 3,000	$ -	0%	
TRAVEL/CONFERENCE	$ 881	$ 1,273	$ 3,000	$ 3,000	$ 3,000	$ -	0%	
OUTSIDE SERVICES/CONTRACTS	$ 62,013	$ 74,538	$ 60,900	$ 70,000	$ 70,000	$ 9,100	15%	INCREASED AUDIT COSTS DUE TO NEW ACCOUNTING STANDARDS
OUTSIDE SERVICES/CONTRACTS-2	$ 2,532	$ 1,954	$ 3,000	$ 2,500	$ 2,500	$ (500)	-17%	
OUTSIDE SERVICES/CONTRACTS-3						$ -	N/A	
TAXI GRANT	$ 150,201	$ 172,111	$ 209,000	$ 191,000	$ 191,000	$ (18,000)	-9%	BASED ON LATEST REVIEW OF TAXI GRANT PROGRAM - MAJORITY OF COSTS ARE OFFSET BY REVENUES
OFFICE SUPPLIES	$ 53,993	$ 24,058	$ 24,200	$ 20,000	$ 20,000	$ (4,200)	-17%	
OPERATING EXPENSES	$ 259	$ 5,250	$ 3,000	$ 3,000	$ 3,000	$ -	0%	
TOTAL APPROPRIATIONS	$ 516,973	$ 559,704	$ 606,234	$ 606,464	$ 606,464	$ 230	0%	

51530 - ASSESSOR

DESCRIPTION	2017 ACTIVITY	2018 ACTIVITY	2019 AMENDED BUDGET	2020 DEPARTMENT REQUESTED	2020 MAYOR PROPOSED	CHANGE FROM 2019 BUDGET	CHANGE FROM 2019 BUDGET	NOTES
OUTSIDE SERVICES/CONTRACTS	$ 44,000	$ 44,000	$ 44,000	$ 44,000	$ 44,000	$ -	0%	
OUTSIDE SERVICES/CONTRACTS-2	$ 6,880	$ 3,475	$ 3,500	$ 3,600	$ 3,900	$ 400	11%	MORE IN LINE WITH 2019 ACTUAL
TOTAL APPROPRIATIONS	**$ 50,880**	**$ 47,475**	**$ 47,500**	**$ 47,600**	**$ 47,900**	**$ 400**	**1%**	

55100 - COMMITMENT TO COMMUNITY

DESCRIPTION	2017 ACTIVITY	2018 ACTIVITY	2019 AMENDED BUDGET	2020 DEPARTMENT REQUESTED	2020 MAYOR PROPOSED	CHANGE FROM 2019 BUDGET	CHANGE FROM 2019 BUDGET	NOTES
MUSEUM	$ 500		$ 500			$ (500)	-100%	
FIREWORKS	$ 782	$ 1,211	$ 1,500	$ 5,000	$ 5,000	$ 3,500	233%	ADDED FIREWORKS TO BUDGET
CITY BAND			$ 500	$ 500	$ 500	$ -	0%	
ARTS COUNCIL	$ 75	$ 75	$ 500			$ (500)	-100%	
AFFORDABLE TRANSPORTATION			$ 1,000			$ (1,000)	-100%	
TOTAL APPROPRIATIONS	**$ 1,357**	**$ 1,286**	**$ 4,000**	**$ 5,500**	**$ 5,500**	**$ 1,500**	**38%**	

51300 - LEGAL

DESCRIPTION	2017 ACTIVITY	2018 ACTIVITY	2019 AMENDED BUDGET	2020 DEPARTMENT REQUESTED	2020 MAYOR PROPOSED	CHANGE FROM 2019 BUDGET	CHANGE FROM 2019 BUDGET	NOTES
OUTSIDE SERVICES/CONTRACTS	$ 122,442	$ 125,489	$ 120,000	$ 130,000	$ 130,000	$ 10,000	8%	BASED ON HISTORIC AND YTD 2019 ACTUALS
OUTSIDE SERVICES/CONTRACTS-2	$ 7,015	$ 10,668	$ 10,000	$ 10,000	$ 10,000	$ -	0%	
OPERATING EXPENSES		$ 1,906				$ -		
TOTAL APPROPRIATIONS	**$ 129,457**	**$ 138,063**	**$ 130,000**	**$ 140,000**	$ 140,000	$ 10,000	8%	