2021 – 2025 CIP BUDGET COMMITTEE MEETINGS

TIMELINE

- August 13th, 2020
  - Fire
  - Police
  - IT/Media Services
  - RDA
- August 27th, 2020
  - Public Works
  - Planning and Buildings
  - Parks and Recreation
- September 24th, 2020
  - Finalize CIP
- October 27th, 2020 – City Council Approval

DEPARTMENTAL CIP SUMMARY

Departments	2021	2022	2023	2024	2025	
Streets/Storm Water	$ 1,910,708	$ 2,828,647	$ 1,577,715	$ 3,881,750	$ 2,474,726	***Pages 1 - 3***
Administration	$ 41,000	$ -	$ -	$ -	$ -	***Page 3***
EMS	$ 20,000	$ -	$ -	$ -	$ -	***Page 3***
Fire	$ 152,358	$ 410,500	$ 112,900	$ 1,516,000	$ 40,000	***Page 4***
IT/Media Services	$ 98,700	$ 115,000	$ 55,000	$ 95,000	$ 30,000	***Page 4***
Library	$ 16,000	$ 6,000	$ 6,000	$ 6,000	$ 6,000	***Page 5***
Parks	$ 114,000	$ 255,000	$ 458,000	$ 940,000	$ 230,500	***Page 5***
Planning	$ 165,000	$ -	$ 57,000	$ 125,000	$ 175,000	***Pages 5 - 6***
Police	$ 206,800	$ 221,000	$ 147,000	$ 147,000	$ 168,000	***Page 6***
Recreation	$ 559,587	$ 3,454,371	$ 887,092	$ 252,481	$ 997,000	***Pages 7 - 8***
Redevelopment Authority	$ 929,082	$ -	$ -	$ -	$ -	***Pages 7 - 8***
Senior Center	$ 162,500	$ 22,500	$ -	$ 60,000	$ -	***Page 8***
Streets	$ 282,000	$ 374,000	$ 298,500	$ 208,500	$ 509,300	***Pages 8***
Grand Total	**$ 4,657,735**	**$ 7,687,018**	**$ 3,599,207**	**$ 7,231,731**	**$ 4,630,526**	

CIP FUNDING SUMMARY

Funding Source	2021	2022	2023	2024	2025	Revenue Source
Building Maintenance	$ 209,500	$ 72,500	$ 77,000	$ 85,000	$ 25,000	***Rental Income***
Equipment Replacement	$ 281,223	$ 259,000	$ 263,400	$ 176,500	$ 188,300	***General Fund Contribution***
General Fund Outlay	$ 492,951	$ 682,650	$ 457,225	$ 459,300	$ 367,500	***General Fund Contribution / Debt***
General Obligation Debt	$ 2,567,970	$ 3,835,237	$ 2,215,284	$ 5,855,500	$ 2,803,801	***General Fund Contribution / Debt***
Intergovernmental	$ 18,543	$ -	$ -	$ -	$ -	***Park Improvement Fund***
Other-Grants	$ 755,367	$ 2,051,987	$ 289,250	$ 65,000	$ 300,000	***Grants***
Special Assessments	$ 134,432	$ 259,894	$ 233,923	$ 334,904	$ 330,727	***Debt***
Storm Water Fund	$ 172,750	$ 500,750	$ 38,125	$ 255,527	$ 615,198	***Debt / Storm Water Fees***
Technology Fund	$ 25,000	$ 25,000	$ 25,000	$ -	$ -	***Self-Funded***
Grand Total	**$ 4,657,735**	**$ 7,687,018**	**$ 3,599,207**	**$ 7,231,731**	**$ 4,630,526**	

CIP BORROWING RECOMMENDATION

City/Levy Borrowing	2021	2022	2023	2024	2025
Initial City Borrowing	$ 3,035,383	$ 6,829,768	$ 3,195,682	$ 6,714,704	$ 3,802,028
Less: City Grants	$ (79,896)	$ (2,051,987)	$ (289,250)	$ (65,000)	$ (300,000)
Less: Park Development Funds	$ (18,543)	$ -	$ -	$ -	$ -
Less: General Fund Contribution	$ (200,000)	$ (200,000)	$ (200,000)	$ (200,000)	$ (200,000)
Less: Township Fire Contribution	$ (23,000)	$ (105,800)	$ (21,100)	$ (452,700)	$ -
Less: Library	$ -	$ -	$ -	$ -	$ -
Less: Special Assessments	$ (50,000)	$ (41,200)	$ (48,600)	$ (55,800)	$ (62,600)
Borrowing Required	$ 2,663,944	$ 4,430,781	$ 2,636,732	$ 5,941,204	$ 3,239,428
Recommended	$ 2,300,000	$ 2,310,000	$ 2,855,000	$ 3,200,000	$ 3,510,000
Recommended Reduction	$ 364,000	$ 2,121,000	$ (218,000)	$ 2,741,000	$ (271,000)

Storm Water Borrowing	2021	2022	2023	2024	2025
Borrowing Required	$ 150,000	$ 510,000	$ -	$ 260,000	$ 385,000
Recommended	$ 150,000	$ 510,000	$ -	$ 260,000	$ 385,000
Recommended Reduction	$ -	$ -	$ -	$ -	$ -

TIF Borrowing	2021	2022	2023	2024	2025
Borrowing Required	$ 260,000	$ -	$ -	$ -	$ -
Recommended	$ 260,000	$ -	$ -	$ -	$ -
Recommended Reduction	$ -	$ -	$ -	$ -	$ -

* - Assuming 10 repayment terms - These can be adjusted based on needs identified by the City in an attempt to limit the impact on future mil rates if reductions to the existing plan are not proposed.

* - This plan is not static and is simply a road map. As priorities are identified and actual growth, economic status, etc. is determined so will this plan and forecasted repayment terms.

BORROWING SUMMARY – RECOMMENDED VS. REQUESTED

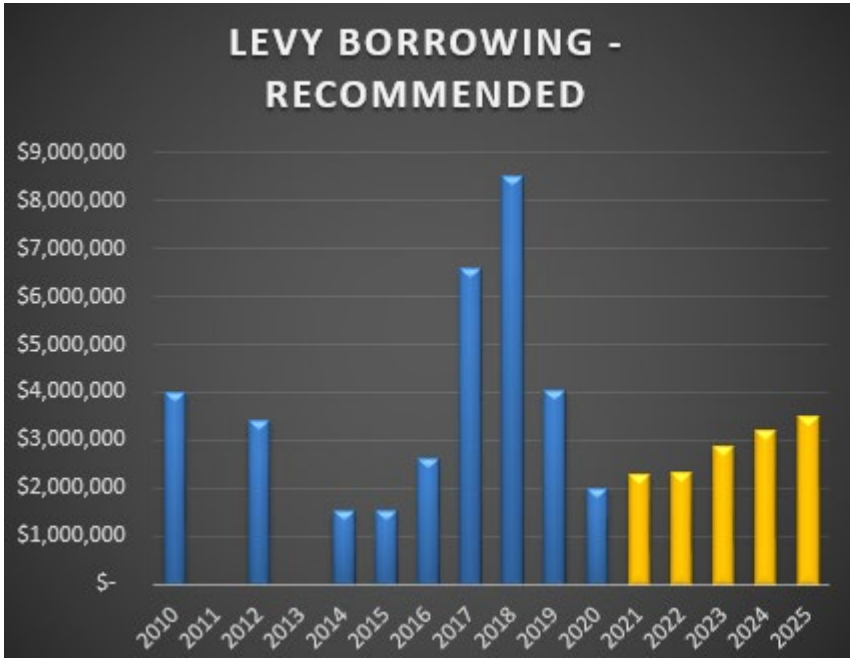

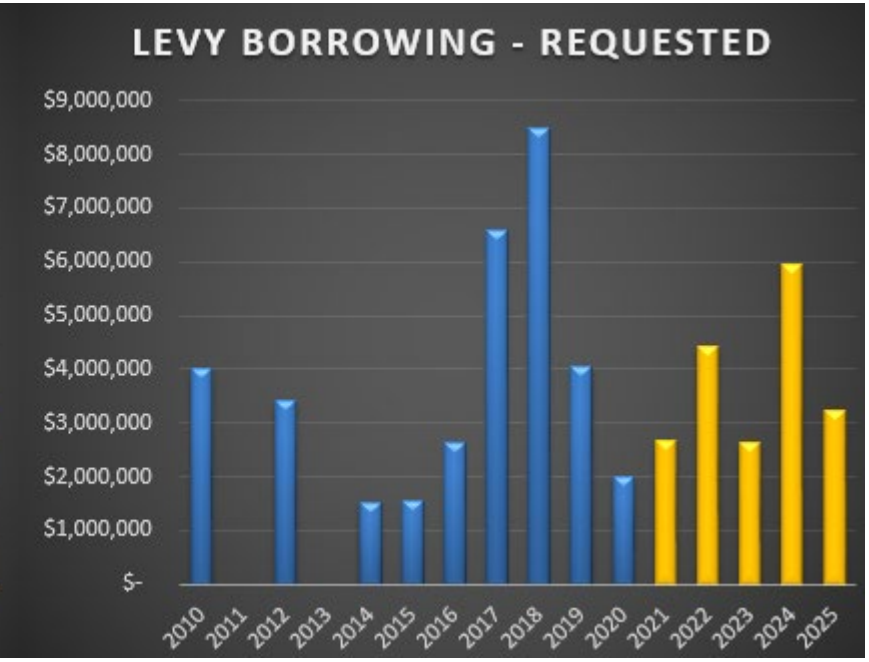

BORROWING SUMMARY – RECOMMENDED VS. REQUESTED

Forecasted Debt Ceiling

Year Ending	Recommended	Requested
2019	3.11%	3.11%
2020	2.89%	2.92%
2021	2.78%	2.83%
2022	2.65%	2.86%
2023	2.51%	2.70%
2024	2.41%	2.79%
2025	2.34%	2.67%

- City policy is 4% of equalized value
- State policy 5% of equalized value

RECOMMENDED BORROWING FUTURE IMPACT – STABLE GROWTH ASSUMED

	TID Out Equalized Value	Debt Service Increase	TIF Levy	Total Levy	Debt as % of Levy	Total Rate Per $100K Equalized Value	Change in Rate Per $100K Equalized Value	Mil Rate
2015 Levy - 2016 Budget	$ 923,322,500	$ 1,020,780		$ 7,914,655	27%	$ 857.19		$ 8.63
2016 Levy - 2017 Budget	$ 962,317,400	$ 1,070,780		$ 8,098,257	29%	$ 841.54	-1.83%	$ 8.46
2017 Levy - 2018 Budget	$ 1,019,871,200	$ 1,356,880		$ 8,507,687	31%	$ 834.19	-0.87%	$ 8.43
2018 Levy - 2019 Budget	$ 1,110,930,600	$ 1,808,211		$ 9,032,362	34%	$ 813.04	-2.54%	$ 8.36
2019 Levy - 2020 Budget	$ 1,176,283,200	$ 2,045,672		$ 9,383,714	36%	$ 797.74	-1.88%	$ 8.19
2020 Levy - 2021 Budget	$ 1,199,002,400	$ 2,160,246	$ 150,000	$ 9,630,252	36%	$ 803.19	0.68%	$ 8.16
2021 Levy - 2022 Budget	$ 1,246,132,248	$ 2,413,230	$ 465,000	$ 10,041,612	37%	$ 805.82	0.33%	$ 8.18
2022 Levy - 2023 Budget	$ 1,271,054,893	$ 2,515,340	$ 440,000	$ 10,239,076	37%	$ 805.56	-0.03%	$ 8.18
2023 Levy - 2024 Budget	$ 1,296,475,991	$ 2,615,969	$ 440,000	$ 10,436,252	38%	$ 804.97	-0.07%	$ 8.17
2024 Levy - 2025 Budget	$ 1,322,405,511	$ 2,715,791	$ 500,000	$ 10,633,828	38%	$ 804.13	-0.10%	$ 8.17
2025 Levy - 2026 Budget	$ 1,356,719,721	$ 2,815,606	$ 500,000	$ 10,855,619	38%	$ 800.14	-0.50%	$ 8.12

RECOMMENDED BORROWING FUTURE IMPACT – STABLE GROWTH ASSUMED

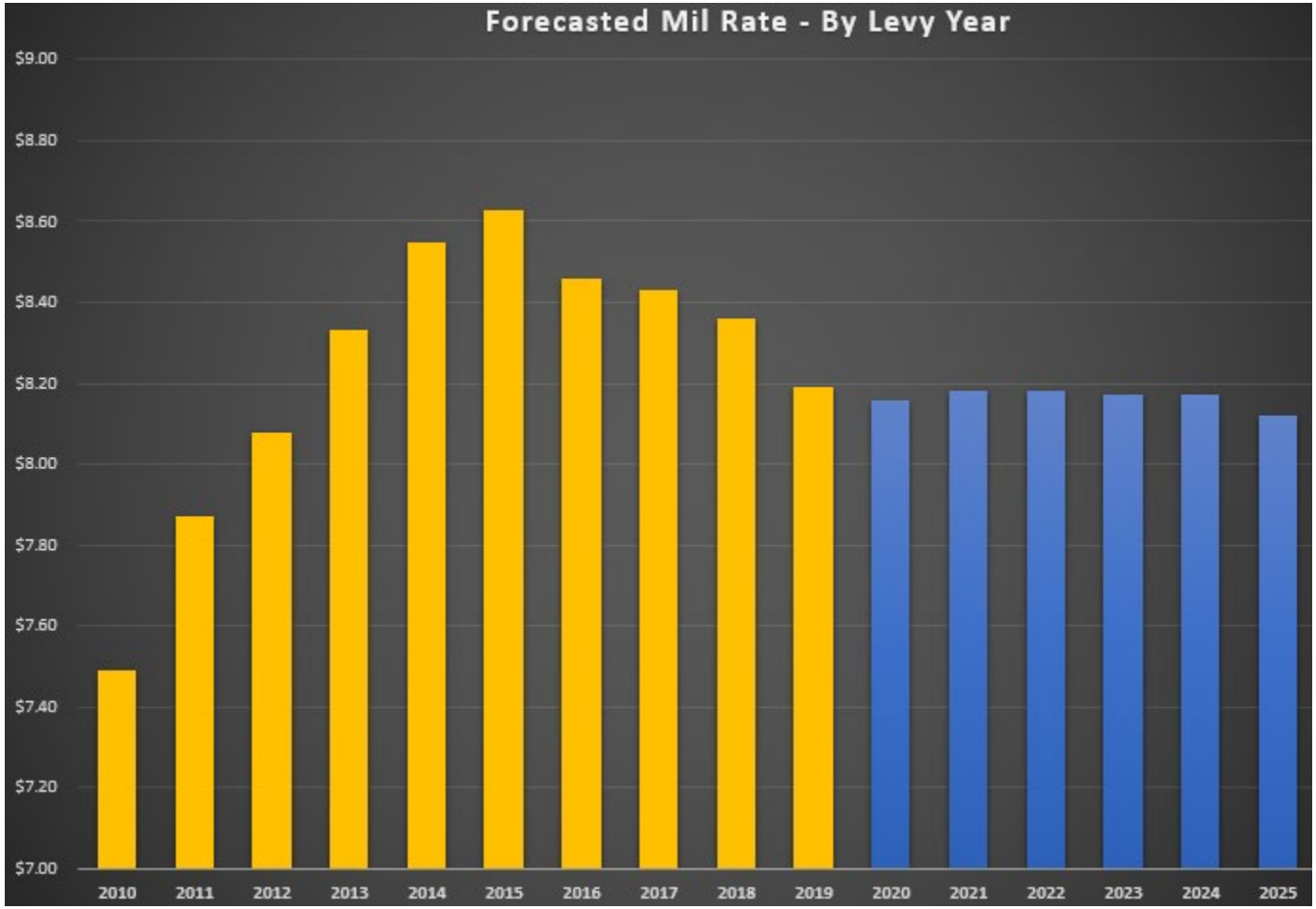

CIP COMMITTEE RECOMMENDATIONS/QUESTIONS

- IT/Media Services
  - Are we doing any remote broadcasting? If not would it make sense to wait on items related to remote broadcasting?
- Public Works
  - If there are no games/tournaments should we postpone Racetrack Scoreboard replacement?
    - At the current moment there is no indication that there will not be games next year
    - This is a relatively small dollar item and because there is not indication games will not be played, we should prepare as though they will be
    - PW will seek sponsorship, but believes this project should remain in the budget regardless of the outcome

CIP COMMITTEE RECOMMENDATIONS/QUESTIONS (CONT.)

- Public Works (cont.)
  - Who is painting the barn? The cost for concession repairs and barn painting seems low.
    - A quote was received in 2020 to scrape and spray the barn for $6,000 – Building is relatively easy to paint as there are no windows or other features
    - This leaves $34,000 in the budget for concession repairs

CIP COMMITTEE RECOMMENDATIONS/QUESTIONS (CONT.)

- Fire – See attached memo for Department Head Response
  - More specifics are needed on why loaner radios are not adequate to test them. If we buy 3 at $8,000 each and don't use them - Are we wasting $16,000?
  - Concerns regarding radios when the time comes
    - What do the Police use?
    - Does each office have his/her own?
    - Can the Fire Dept. do the same?
    - Is there economies of scale that can be achieved by working together with the Police Department or other communities to achieve some savings?
  - Additional justification requested for the key secure boxes

CIP COMMITTEE RECOMMENDATIONS/QUESTIONS (CONT.)

- Fire (cont.)
  - Concerns related to the $5,000 architectural study
    - Could the study become obsolete if funds are not immediately available for the actual renovation?
    - Is the data available supporting this is in fact needed?
    - What is the proposed timeline for construction/when will this be needed?

Memorandum

TO: Jamin Friedle, Finance Director

FROM: Joshua Ripp, Fire Chief

DATE: September 17, 2020

SUBJECT: Response to CIP Committee Questions

Good Day, below are my responses to the questions posed by the CIP Committee. I will cover the questions in order, categorized by each item, as well as adding other info to help fill in the background. I'm also available to answer questions that may remain via email or phone, if necessary before the meeting.

Radios

Background: Radios provide the basis for our communications when responding to, and mitigating incidents. More importantly, they are the lifeline of our firefighters when they are in an IDLH environment (Immediately Dangerous to Life and Health). This requires equipment that is designed for severe service, has special features for FD use (heat resistance, water resistance, large knobs/controls better manipulated by gloved hands).

We make every effort that every Firefighter we have going into an IDLH environment has a radio on them. This is to ensure they have a lifeline available to call for help, even if they get separated from the rest of their crew. These situations allow the FF to call a MAYDAY and assist crews by helping determine their location in a smoky environment.

Radio Quantities

Presently, our radios are stored on the fire apparatus in chargers. They are spread out so that those donning air packs get them. We have 30 air packs, each requiring a portable radio "allotment".

We also have a portion of the radios assigned to Officers. There are 7 officers, bumping us up to 37 radios, minimum. That puts us 5 short of just having a radio per person (assuming 42 authorized FD staffing). My proposal for a full 50, gives us spare radios for filling in when radios need repair, for use when incident officers/staff require more than one portable, as well as when mutual aid units assist us but don't have the necessary radio programming to talk on channels we utilize. These are typically larger incidents, where mutual aid units are coming in from more than Dane and Rock Counties. The units don't normally have our local channels (Stoughton FG, Stoughton PD, Dane County Channels, etc). Programming radios "on the fly" to add channels isn't a quick thing, and it has some liabilities as well. There is also not a cache of radios we can quickly access for an emergency, that have our channels programmed in.

I realize that this sounds a lot like overkill. However, in my previous job, many issues could have been remedied by agencies having a few spare radios built in to their "fleet" so that they can hand them out when needed.

Testing: The radios will have about a 10 year lifespan. This is advertised by the manufacturers of the radios. This tool, being a firefighter's lifeline, means the radio has to be durable, easily controlled by FF's and perform as expected.

I expect the test radios to be used by our FF's in the same situations that we'd expect to use the ones we eventually purchase. This means they are exposed to dirt, heat, snow, drops, loud noises, etc. I want our testing to be across multiple firefighters, to last a number of months, and include day to day operations to get FF feedback. There is potential for the test radios to get dirty, damaged, etc. If we own them, any issues not covered under warranty would be covered by insurance. If we are using "test" radios, the vendor may require us to buy it from them, and I'm uncertain if insurance would cover it.

The radios that are purchased would be repurposed for other uses within the City, or sold to other departments that utilize that model of radio. They wouldn't be wasted, sitting around, gathering dust.

Radios used by PD: The brand of radio used by STPD is one of the brands that I'm looking at. However, the radios used by PD don't have a couple features I'm looking to have in our radios. One is a larger screen/knob configuration that allows better viewing and manipulation by gloved hands, as well as high visibility coloring. The other big feature is being able to handle multiple frequency types. This is again important as the state and other county's make upgrades. This puts us in a position to be able to make adjustments with some programming, versus having to purchase additional equipment before the lifespan of these radios are up. We life in VHF for Dane County and area mutual aid, however, many other places are upgrading to 800 mhz. Patching the two requires equipment that not many agencies have in place, and most times those local 800 mhz systems don't have VHF coverage that allows patching the two. The ability to make the patch on scene doesn't happen often, as most agencies don't have that

equipment (us included). I checking with Lt. Conlin, STPD officers are assigned their own radios as well.

Purchase Timing/Cooperative Purchasing: My reason for aiming at 2022 for the purchase of our radios is to piggyback on a purchase being proposed in the City of Fitchburg. The proposal (yet to be finalized, as it's in the budget process) is to replace the Fitchburg PD and Fitchburg FD portable radios in one purchase. In recent cooperative purchases, the Chief's have seen a reduction of 8% from the "standard" group purchasing price (usually NASPO, National Association of State Procurement Officials). So for our proposed $340,000 purchase, we could see the price reduced to $312,800 (savings of $27,000).

It's entirely possible to split the purchase of radios for the FD, into 3 different purchases (10 year 1, 20 the 2nd year, 20 the 3rd year). However, I can't guarantee that we'd see the same discounts.

However, just a note, we do have to keep an eye out and plan on mobile radio replacement. They aren't as urgent, as they don't see the same abuse as the portables.

Key Secure Boxes:

Historically, some businesses provided us with access keys so that we didn't have to break locks, doors, windows, etc if we had an alarm or other call. We only had keys on the primary engine, so if that truck was on another call (in the city or mutual aid), the other units didn't have the necessary access.

The next step was for SFD to implement the Knox Key System for access to commercial buildings (with possibility of residential if so desired). This allows us to store keys for that structure on scene in a heavy duty box that is keyed specifically for the City of Stoughton. Anyone with that "key" (one of the keys that are cut to the SFD lock combination) can open any of the Knox Boxes in the City of Stoughton. We only had keys on our primary engines, and they are in a box that is accessible to any FF's that could access the station. They are also open to the public if no firefighter is able to stay with the truck. This is a security issue I've identified.

The solution is the Key Secure Box. This locks the key in highly secure box that requires entry of a code to retrieve the key. There is no way to remove the Knox Key w/o entering the code. If someone tries to force the key out of the box, the key will be destroyed before it can be forced out.

These boxes would be installed in our fire engines, command car and one at the fire station (for use by Mutual Aid units covering while we're on a call). In addition to the requirements of a code to gain access to the key, they also provide an audit trail of when each key was removed, by whom, and when it was replaced. I can also quickly remove a code from the box when staff are removed from the department.

Architect Expenditure

The expenditure of an architect is to help us plan what we can and can't do in the station in the short and long term. While I'm not anticipating this project in the short term (2-3 years), I'm looking to start planning for the next 5 to 10 years. We may find that building onto the station is prohibitive, and purchasing a house/property (as was done in Mt Horeb until recently) might be a more feasible plan. We'd need to figure out the necessary upgrades in that as well.

One item of concern I have is that our response times are growing, due to the City of Stoughton growing. I don't have hard data down yet (partly due to the street construction this year skewing data) but generally, from time of page to the first unit on scene, we are running between 9 and 11 minutes. The biggest components are response time TO the station (coming from work/home/etc.) and response time from the Station to the incident location.

Reducing time from home to the station would mean room for staff to stay over on shift (even volunteer, like EMS does). The remainder of the department would still respond in, but that first unit would be out the door faster, and on scene.

SFD staffing has been an issue. While we are actively recruiting (we started 4 new members this year) we still have some options that we can't pursue due to lack of appropriate facilities. They are:

Intern Program – These are students that live at the station while going to school at Madison College, traditionally for Fire and EMS. This is a great tool to help bolster staffing of the department. We don't have a place that we could house them at this point.

Members from out of the area "pulling shifts" – We have had multiple applications for members that we couldn't act on, due to them living outside the area. They had been interested in being a member, and coming into Stoughton to be on duty for specified periods of time. However, we don't have facilities that are conducive to someone being around the station for long periods of time.

CIP COMMITTEE RECOMMENDATIONS/QUESTIONS (CONT.)

- Police – See attached memo for Department Head Response
  - The Committee requests documentation supporting the CIP requests - including, but not limited to:
    - Equipment scores for vehicle requests
    - Difference between FirstNet Phones and Portable Radios (how many of each and replacements vs new technology)?
    - How many tasers does the department currently have, how many are being requested and what are the useful lives?
    - Justification for another electric bike based on past use
    - Justification for additional gas masks (how many does the department currently have, how many being requested, etc.)?
    - Justification for the automated license plate reader (2022)

CIP COMMITTEE RECOMMENDATIONS/QUESTIONS (CONT.)

- Planning
  - The Committee would like to know the Chamber's plans to stay in this building and if rent will be charged going forward
    - City staff is not aware of any current plans to relocate
    - There is currently no plan to backfill this space for City use if the Chamber does relocate
  - Art Sculpture
    - Is there an existing agreement?
      - A maintenance agreement for this could not be located
    - Is there potential to request local grant funding?
      - Generally not available for maintenance work like this
    - Have we approached Cummins in terms of maintaining this sculpture (financial or in-kind)?
      - City staff has not reached out to Cummins

CIP Responses

Equipment scores for vehicles: Attached

FIRSTNET: Technology is just emerging. Firstnet phones will allow for smart features and use as radio communication devices in the near future. We are proposing to replace squad phones, which are older flip phones, with smartphones. This will also allow officers to currently communicate more efficiently and receive data in the field. Smartphones will allow photo transfer from scene in real time and many other features that we currently don't have with our current phones. Including, voice over internet calling.

Electric Bikes: Due to Covid-19 we have not even taken delivery of the electric bikes at this time. Due to not being able to evaluate the Electric Bike program, we would be okay with moving this item to 2022.

GAS MASKS: As we have learned with riots in Madison and around the country, incidents can deteriorate rapidly and become all hands on deck type incidents quickly. Currently only our Crowd Control Unit members (4) have access to gas masks. This proposal will provide masks for all sworn officers (an additional 19 gas masks) and ensure their ability to respond, fully equipped, to incident that may require repertory protection. Gas masks are not just needed for Crowd Control incidents. They also provide protection from viruses and airborne chemicals.

Automated License Plate Reader: This is a new program that is just coming online and evaluation will occur. Money for 2022 is a place holder provided that the program justifies a 2nd unit. We will not know this until our current evaluation is completed in 2021, but we are anticipating that the program will likely justify another unit.

Vehicle: Detective vehicle 277 Date: 6-22-2020

Dept.: Police

CITY OF STOUGHTON

VEHICLE AND EQUIPMENT REPLACEMENT AND DEPRECIATION

ATTACHMENT "D"

Point Ranges Detail for Sedans, SUV's, Trucks (1 Ton and Less)
(Used for Categories A-1, A-2, B, C)

Factor	Points		Description
Age Hours/Usage Type of Service	1	9	Each Year of Chronological Age **2011 Ford Explorer**
	1	9.5	Each 8,000 miles or 250 hours of usage **76,064 miles = 9.508 (no hour meter)**
	1		Standard Sedans, SUV's, pickups
	2		Standard vehicles with occasional off-road use
	3		Any vehicle that pulls trailers, hauls heavy loads and has continued off-road usage
	4		Any vehicle involved in snow removal
	5	5	Police units
Reliability PM Work Not Included	1	1	In shop one time within three month time period, no major breakdowns or road calls
	2		In shop one time within three month time period, 1 breakdown/road call within same period
	3		In shop more than once within 3 month time period, 1 breakdown /road call in same time period
	4		In shop more than twice within one month time period, 1 or more breakdown/road call in same time period
	5		In shop more than twice monthly, two or more breakdowns within one month time period
M & R Costs Incident Repair Not Included	1	1	Maintenance costs are less than or equal to 20% of replacement cost
	2		Maintenance costs are 21-40% of replacement cost
	3		Maintenance costs are 41-60% of replacement cost
	4		Maintenance costs are 61-80% of replacement cost
	5		Maintenance costs are greater than or equal to 81% of replacement costs
Condition	1		No visual damage or rust, good drive train
	2	2	Minor imperfections in body and paint surface, (no rips, tears, burns), good drive train
	3		Noticeable imperfections in body and paint surface, minor rust, minor damage for add-on equipment, worn interior (one or more rips, tears, burns) and weak or noisy drive train
	4		Previous accident damage, poor paint and body condition, rust (holes), bad interior (rips, tears, cracked dash) major damage for add-on equipment and or drive train component bad

Point Ranges	Condition	Description
0-20	Excellent	Do not replace
21-28	Good	Re-evaluate for replacement for next year's budget
29-35	Fair	Qualifies for replacement this year or if M/R cost exceed 60% of cost
36+	Poor	Needs priority replacement
Total Points:	27.5	**(CURRENT)**
Projected Points:		

Vehicle: Squad 273 Date 6-22-2020

Dept.: Police

CITY OF STOUGHTON

VEHICLE AND EQUIPMENT REPLACEMENT AND DEPRECIATION

ATTACHMENT "D"

Point Ranges Detail for Sedans, SUV's, Trucks (1 Ton and Less) (Used for Categories A-1, A-2, B, C)

Factor	Points		Description
Age Hours/Usage Type of Service	1	9	Each Year of Chronological Age **2011 Ford Crown Victoria**
	1	19.8	Each **8,000** miles or 250 hours of usage **58,137 miles = 7.267 pts. 4,962 hours= 19.848pts.**
	1		Standard Sedans, SUV's, pickups
	2		Standard vehicles with occasional off-road use
	3		Any vehicle that pulls trailers, hauls heavy loads and has continued off-road usage
	4		Any vehicle involved in snow removal
	5	5	Police units
Reliability PM Work Not Included	1	1	In shop one time within three month time period, no major breakdowns or road calls
	2		In shop one time within three month time period, 1 breakdown/road call within same period
	3		In shop more than once within 3 month time period, 1 breakdown /road call in same time period
	4		In shop more than twice within one month time period, 1 or more breakdown/road call in same time period
	5		In shop more than twice monthly, two or more breakdowns within one month time period
M & R Costs Incident Repair Not Included	1	1	Maintenance costs are less than or equal to 20% of replacement cost
	2		Maintenance costs are 21-40% of replacement cost
	3		Maintenance costs are 41-60% of replacement cost
	4		Maintenance costs are 61-80% of replacement cost
	5		Maintenance costs are greater than or equal to 81% of replacement costs
Condition	1		No visual damage or rust, good drive train
	2		Minor imperfections in body and paint surface, (no rips, tears, burns), good drive train
	3	3	Noticeable imperfections in body and paint surface, minor rust, minor damage for add-on equipment, worn interior (one or more rips, tears, burns) and weak or noisy drive train
	4		Previous accident damage, poor paint and body condition, rust (holes), bad interior (rips, tears, cracked dash) major damage for add-on equipment and or drive train component bad

Point Ranges	Condition	Description
0-20	Excellent	Do not replace
21-28	Good	Re-evaluate for replacement for next year's budget
29-35	Fair	Qualifies for replacement this year or if M/R cost exceed 60% of cost
36+	Poor	Needs priority replacement
Total Points:	38.8	**(CURRENT)**
Projected Points:		

POTENTIAL 2021 BORROWING RELATED ITEMS FOR DISCUSSION

Potential 2021 Borrowing Related Items for Discussion

Project Description and Funding	Dollar Amount	Notes
Jefferson Street Bridge Deck	**$ 483,600**	**$60,000 if demolished - Construct at a later date if grant funds or TIF increment become available**
General Obligation Debt	$ 483,600	
Roby Sump Pump and Sidewalk	**$ 100,300**	**Can be delayed if needed**
General Obligation Debt	$ 28,300	
Special Assessments	$ 30,000	
Storm Water Fund	$ 42,000	
Rutland Dunn Town Line Rd	**$ 46,200**	**Will only go forward if 100% grant funded**
General Obligation Debt	$ 4,620	
Other-Grants	$ 41,580	
Architect Services, 2nd floor costing of FD	**$ 5,000**	**See Committee question**
General Fund Outlay	$ 5,000	
Knox Key Secure	**$ 4,398**	**See Committee question**
General Fund Outlay	$ 4,398	
Racetrack Scoreboards	**$ 11,000**	**See Committee question**
General Fund Outlay	$ 11,000	
Racetrack Shelter Roof/Siding	**$ 40,000**	**See Committee question**
General Fund Outlay	$ 40,000	
Art Scuplture - USH 51/138 at Cummins	**$ 15,000**	**See Committee question**
General Fund Outlay	$ 15,000	
Opera House - Tuck Pointing	**$ 40,000**	**Can be delayed if needed**
General Fund Outlay	$ 40,000	
FirstNet Phones	**$ 7,000**	**See Committee question**
General Fund Outlay	$ 7,000	
Police Gas Masks	**$ 10,000**	**See Committee question**
General Fund Outlay	$ 10,000	
Portable Radios	**$ 28,000**	**See Committee question**
General Fund Outlay	$ 28,000	
Racetrack Park Master Plan	**$ 30,000**	**Possibly delay**
General Obligation Debt	$ 30,000	

POTENTIAL 2021 SINKING FUND RELATED ITEMS FOR DISCUSSION

Potential 2021 Sinking Related Items for Discussion

Row Labels	Dollar Amount	Notes
Portable Radios	**$ 25,000**	**See Committee inquiry**
Equipment Replacement	$ 25,000	
Camera Replacement	**$ 22,500**	**See Committee inquiry**
Equipment Replacement	$ 22,500	
DVR Replacement	**$ 14,000**	**See Committee inquiry**
Equipment Replacement	$ 14,000	
Tripod Replacement (2008)	**$ 5,200**	**See Committee inquiry**
Equipment Replacement	$ 5,200	
Van Tricaster to WIN10	**$ 22,000**	**See Committee inquiry**
Equipment Replacement	$ 22,000	
Depot - Carport Roof Replacement	**$ 20,000**	**See Committee inquiry**
Building Maintenance	$ 20,000	
Depot - Exterior Wood Replacement & Paint	**$ 35,000**	**See Committee inquiry**
Building Maintenance	$ 35,000	
Electric Police Bikes	**$ 6,000**	**See Committee inquiry**
Equipment Replacement	$ 6,000	
Squad #273	**$ 42,000**	**See Committee inquiry**
Equipment Replacement	$ 42,000	
Squad #277	**$ 35,000**	**See Committee inquiry**
Equipment Replacement	$ 35,000	
Taser Replacement	**$ 4,800**	**See Committee inquiry**
Equipment Replacement	$ 4,800	

EQUIPMENT REPLACEMENT FUND

- The table below represents the forecasted available fund balance for the Equipment Replacement Fund for 2021-2025

Equipment Replacement Funding Forecast

	2021	2022	2023	2024	2025
Forecasted Beginning Balance	$ 177,909	$ 137,387	$ 116,487	$ 85,987	$ 134,287
Equip Replacement Expenditures	$ (281,223)	$ (259,000)	$ (263,400)	$ (176,500)	$ (188,300)
Annual Township Fire Funding	$ 20,700	$ 18,100	$ 12,900	$ 4,800	$ 12,100
Annual Funding	$ 220,000	$ 220,000	$ 220,000	$ 220,000	$ 220,000
Ending Balance	**$ 137,387**	**$ 116,487**	**$ 85,987**	**$ 134,287**	**$ 178,087**

BUILDING MAINTENANCE FUND

- The table below represents the forecasted available fund balance for the Building Maintenance Fund for 2021-2025
  - It should be noted this includes planned expenditures related to the Power House totaling $115,000

Building Maintenance Funding Forecast

	2021	2022	2023	2024	2025
Forecasted Beginning Balance	$ 93,542	$ 24,042	$ 91,542	$ 154,542	$ 209,542
Bldg Maint Expenditures	$ (209,500)	$ (72,500)	$ (77,000)	$ (85,000)	$ (25,000)
Annual Funding	$ 140,000	$ 140,000	$ 140,000	$ 140,000	$ 140,000
Ending Balance	**$ 24,042**	**$ 91,542**	**$ 154,542**	**$ 209,542**	**$ 324,542**

SUMMARY

- Struggling TIF Districts are impacting the current borrowing potential of the City
- Significant borrowing in 2017, 2018 and 2019 are impacting the current borrowing potential of the City
- The ongoing pandemic causes significant challenges in attempting to forecast the impact on property values in the near term
- The recommended reduction to the 2021 borrowing is approximately $370,000. This is simply a recommendation to drive the CIP Budget Committee conversations and will depend heavily on the outcome of the Build Grant.
- Due to the number of unknown situations we are asking that you focus mainly on the 2021 CIP while not losing sight of 2022-2025 as well. The results of the ~~Build Grant~~, Lead Service Grant, COVID-19, potential TIF development, etc. will all play a part in how we approach the 2022-2025 CIP budgets.

SUMMARY

- The City is anticipating a cash inflow from the closure of TIF No. 3 of approximately $130,000 in 2021. The Council will need to determine how to best utilize these funds.
- $138,000 in grants relating to the RDA bridge are currently pending
- For your reference, the following slides include a listing of major projects in 2021 – 2025.

MAJOR 2021 CIP PROJECTS

Project Description	2021
ROBY RD WEST PAVEMENT REPLACEMENT	$ 496,380
JEFFERSON ST. BRIDGE DECK	$ 483,600
Pedestrian Bridge Construction	$ 475,103
Riverfront Trail and Amenities	$ 242,379
Riverbank Restoration	$ 211,600
Preventative Maintenance	$ 180,000
NYGAARD PAVEMENT REPLACEMENT	$ 159,928
LINCOLN AVE PAVEMENT REPLACEMENT	$ 132,437
Nordic Ridge Inclusive Playground	$ 122,807
#23 Backhoe (John Deere)	$ 119,000
ROBY SUMP PUMP AND SIDEWALK	$ 100,300
RD PII River Restoration	$ 100,000
#27 Toro 5900	$ 95,000
RD PII T, U, P Design (RDA to Water St)	$ 89,976
BREWER CT/HYLAND	$ 82,500
PROJECT ENGINEERING	$ 82,408
	$ 3,173,418

MAJOR 2022 CIP PROJECTS

Project Description	2022
RD PII T, U, P (RDA to Water St)	$ 1,278,505
RD PII WW Park Construction	$ 1,205,154
ACADEMY ST - RECONSTRUCTION	$ 780,945
RD PII Dam Removal - Construction	$ 484,500
MILWAUKEE ST PAVEMENT REPLACEMENT	$ 431,485
Portable Radios	$ 368,000
RD PII River Restoration	$ 325,000
KINGS LYNN PAVEMENT REPLACEMENT	$ 237,131
PROJECT ENGINEERING	$ 214,213
ROWE ST/BEN WAITE CIR RECONSTRUCTION	$ 211,184
#7 Patrol Truck (Chevy)	$ 193,000
Preventative Maintenance	$ 180,000
HILLCREST & HOLTON PAVEMENT REPLACEMENT	$ 157,889
BICKLEY CT PAVEMENT REPLACEMENT	$ 133,511
USH 51 ROUNDABOUTS	$ 132,000
WILSON ST PAVEMENT REPLACEMENT	$ 104,498
Sidewalk Program	$ 100,000
	$ 6,537,015

MAJOR 2023 CIP PROJECTS

Project Description	2023
MADISON ST - PULVERIZATION	$ 276,789
PRAIRIE ST - RECONSTRUCTION	$ 183,180
Preventative Maintenance	$ 180,000
Norse Park Playground	$ 175,000
Yahara Trail-Hospital to Cooper's (IKI)	$ 175,000
TAFT ST - RECONSTRUCTION	$ 155,796
JACKSON ST - PULVERIZATION	$ 148,176
TAFT ST - PULVERIZATION	$ 144,901
#33 Bucket Truck - International 4300	$ 140,000
Schefelker Park - Shelter/Restroom Building	$ 134,375
Veterans Park - Shelter/Restroom Building	$ 134,375
Yahara Trail Paving-Viking Park to Hospital	$ 108,117
Settler's Point Trail Network	$ 104,500
MCKINLEY ST - PULVERIZATION	$ 102,358
Racetrack Park Parking Lots & ADA Routes Design & Engineering	$ 100,000
Sidewalk Program	$ 100,000
	$ 2,362,567

MAJOR 2024 CIP PROJECTS

Project Description	2023
Ladder #4 Replacement	$ 1,500,000
RACETRACK ROAD - RECONSTRUCTION	$ 1,028,349
Racetrack Park Parking Lots & ADA Routes	$ 700,000
CHICAGO - RECONSTRUCTION	$ 515,848
PAGE STREET - RECONSTRUCTION	$ 439,076
PROJECT ENGINEERING	$ 376,930
BERRY STREET - RECONSTRUCTION	$ 356,236
DEVONSHIRE - PULVERIZATION	$ 333,872
RACETRACK PARK - NORTH LOT AND ROAD	$ 230,940
GILES STREET - RECONSTRUCTION	$ 227,889
Preventative Maintenance	$ 180,000
Racetrack Playground	$ 150,000
Yahara Trail Paving-Bus Park to Ped Bridge	$ 142,681
#20 Grader (John Deere 570A)	$ 115,000
City Hall - Roof Replacement	$ 100,000
Sidewalk Program	$ 100,000
	$ 6,496,821

MAJOR 2025 CIP PROJECTS

Project Description	2023
EAST SOUTH ST - RECONSTRUCTION	$ 915,382
RD PIII Yahara Riverfront Rental Facility	$ 600,000
FOURTH ST - PULVERIZATION/RECONSTRUCT	$ 441,293
RD PIII Mandt Park Updates	$ 397,000
PROJECT ENGINEERING	$ 242,703
RANDOLPH RECONSTRUCTION	$ 233,409
International Patrol Truck #14	$ 205,000
#41 Leaf Vacuum Unit	$ 180,000
Preventative Maintenance	$ 180,000
Opera House - Window Replacement	$ 150,000
MOLINE PULVERIZATION	$ 140,558
FIFTH STREET - RECONSTRUCTION	$ 124,140
Sidewalk Program	$ 100,000
	$ 3,909,485