PUBLIC LIBRARY FUNDING IN DANE CO.

Stoughton City Council

October 10, 2023

WHO PAYS FOR LIBRARY SERVICES?

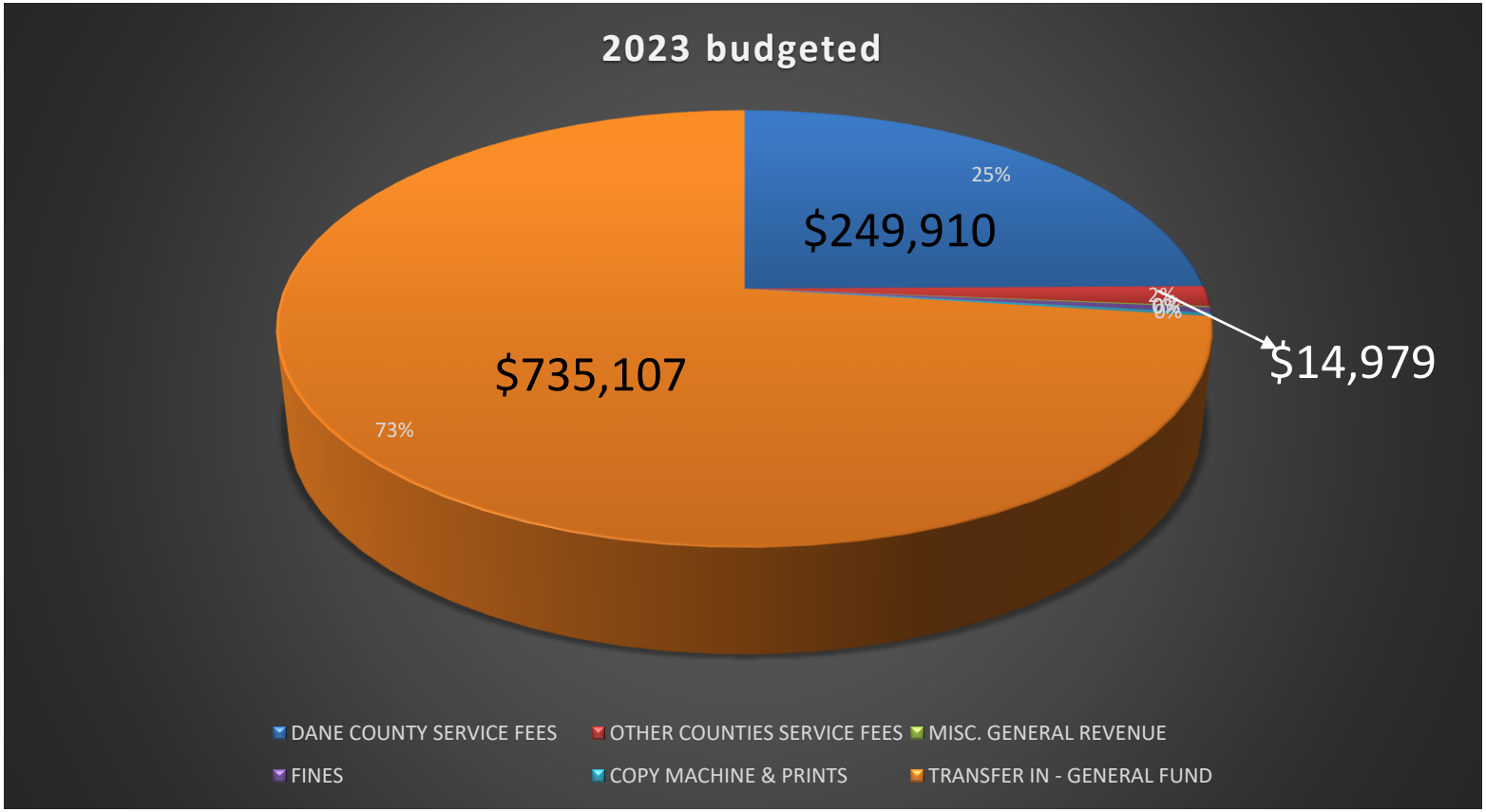

WHO USES LIBRARY SERVICES?

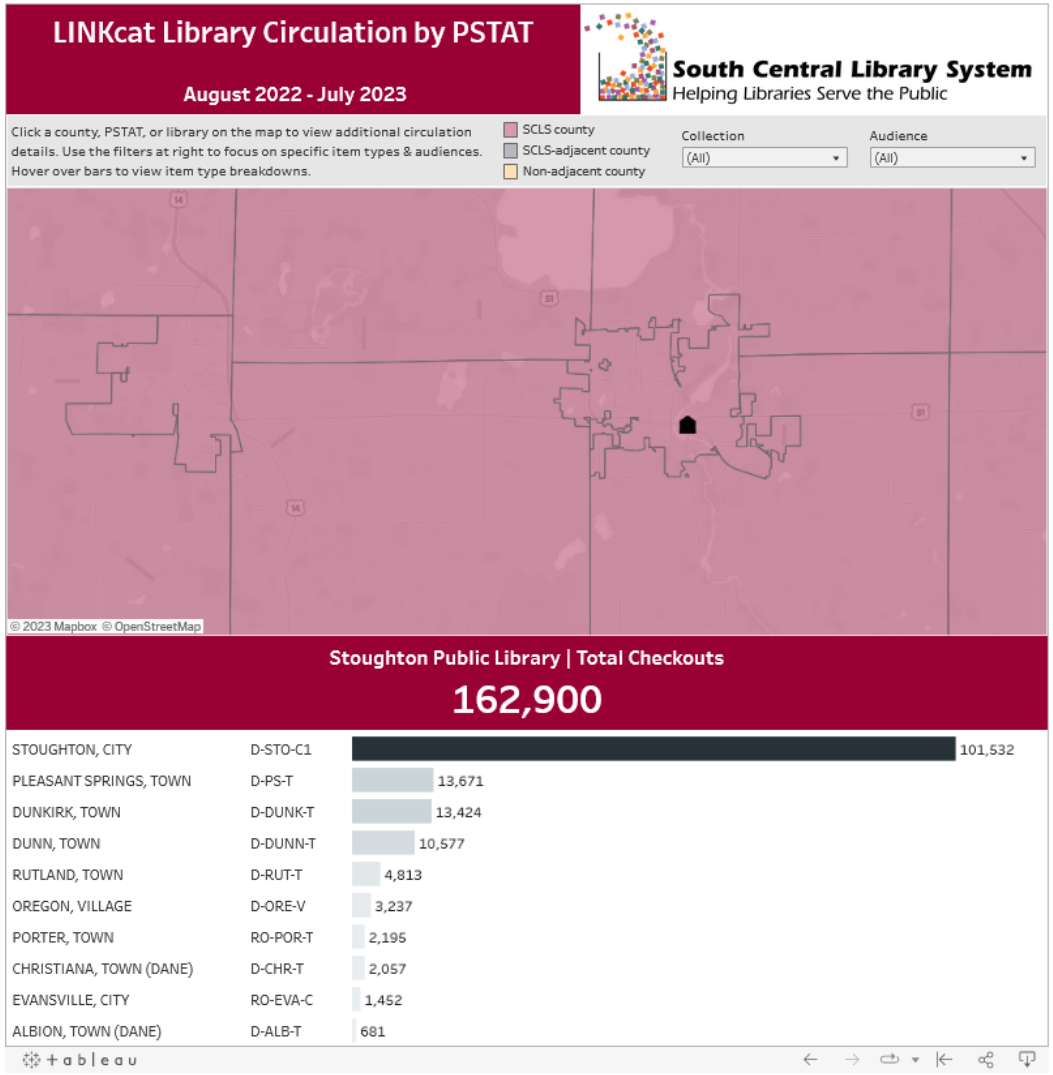

DANE CO. LIBRARY SERVICE FEES

- Paid annually to each library based on use by residents and non-residents
- Calculated using cost-per-circulation (CPC): Total expenditures/Total Circulation
- Dane Co. pays at 100% of CPC (70% required by state law)

COUNTY LIBRARY STANDARDS

- Six standards:
  - Open hours
  - Staff (as FTE)
  - Public Internet computers
  - Materials expenditures
  - ~~Total items owned~~
  - ~~Total items added~~
- Minimums based on municipal population

MINIMUM APPROPRIATION

- The amount a municipality must appropriate to a public library to claim exemption from the county library tax under state statute 43.64(2)(b)

- Calculated based on equalized value of property

MINIMUM APPROPRIATION

Per 2023 DOR DaneCo EqVal

	EXEMPT LIBS	2023 EQ VAL	2024 Min App	2023 App	Diff
Villages	Belleville	287,834,000	$96,487	$326,233	$229,746
	Black Earth	185,893,400	$62,315	$133,657	$71,342
	Cambridge	244,190,100	$81,857	$105,000	$23,143
	Cross Plains	493,701,500	$165,497	$304,803	$139,306
	Deerfield	298,681,800	$100,123	$172,927	$72,804
	DeForest	1,630,550,500	$546,589	$680,003	$133,414
	Marshall	351,303,100	$117,763	$184,000	$66,237
	Mazomanie	213,091,600	$71,432	$95,000	$23,568
	McFarland	1,512,459,400	$507,003	$733,000	$225,997
	Mount Horeb	1,085,832,200	$363,990	$506,477	$142,487
	Oregon	1,770,509,600	$593,505	$892,047	$298,542
	Waunakee	2,837,514,400	$951,184	$1,362,123	$410,939
Cities	Fitchburg	5,319,407,900	$1,783,157	$2,170,815	$387,658
	Madison	40,537,067,500	$13,588,726	$19,806,904	$6,218,178
	Middleton	4,257,883,200	$1,427,316	$1,409,912	-$17,404
	Monona	1,664,682,800	$558,030	$673,051	$115,021
	Stoughton	1,706,623,300	$572,090	$735,107	$163,017
	Sun Prairie	5,084,169,000	$1,704,301	$1,830,829	$126,528
	Verona	3,853,228,800	$1,291,669	$1,176,822	-$114,847

MINIMUM APPROPRIATION

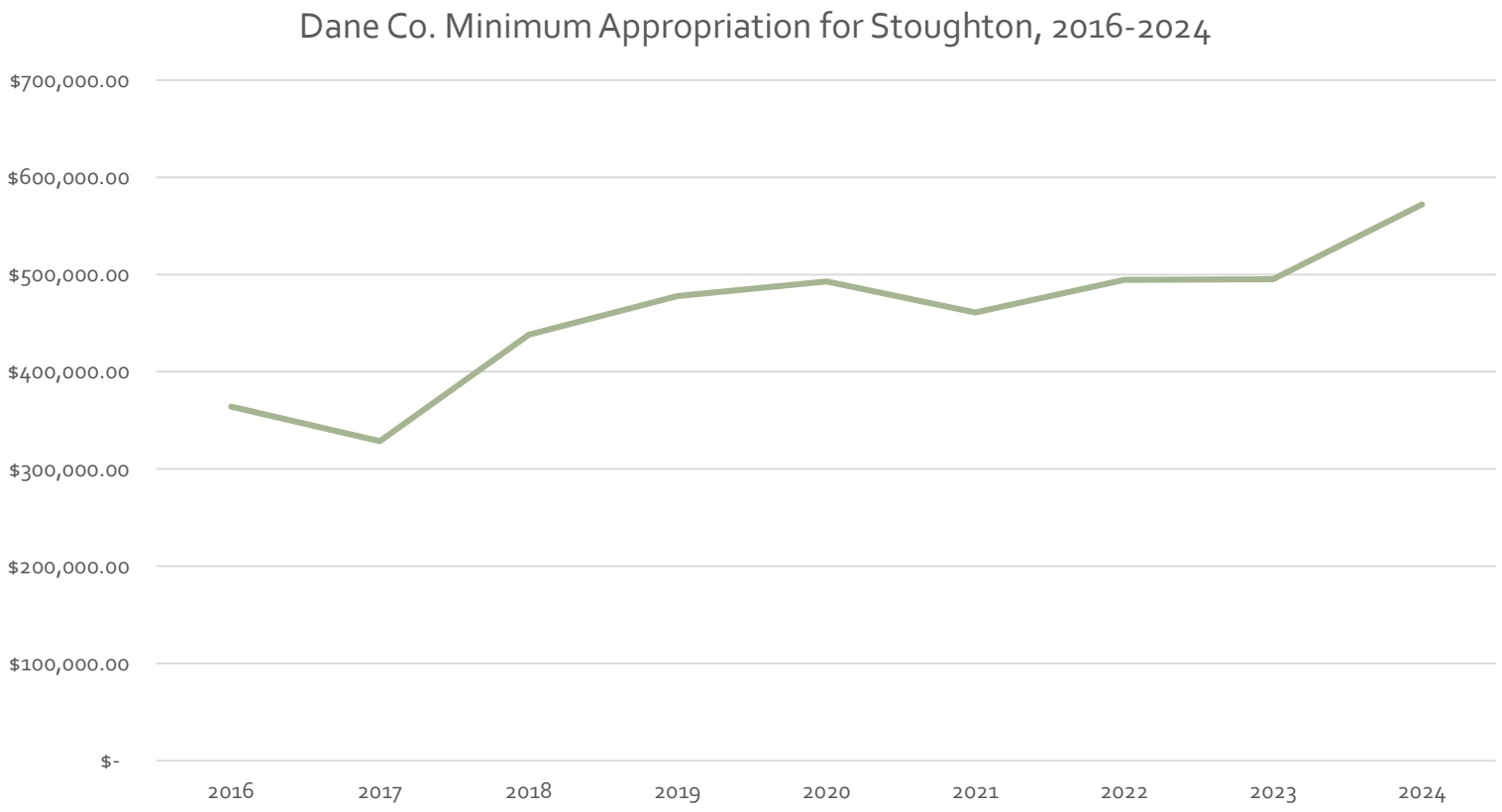

MINIMUM APPROPRIATION

Municipality	2023 min.	2023 actual	% of min.
Belleville	$ 83,775.00	$ 326,233.00	389%
Black Earth	$ 56,969.00	$ 133,657.00	235%
Cross Plains	$ 153,504.00	$ 304,803.00	199%
Deerfield	$ 93,607.00	$ 172,927.00	185%
Marshall	$ 100,589.00	$ 184,000.00	183%
Waunakee	$ 810,139.00	$ 1,362,123.00	168%
Oregon	$ 530,572.00	$ 892,047.00	168%
McFarland	$ 444,477.00	$ 733,000.00	165%
Madison	$ 12,066,936.00	$ 19,806,904.00	164%
Fitchburg	$ 1,358,271.00	$ 2,170,815.00	160%
Mount Horeb	$ 318,871.00	$ 506,477.00	159%
Stoughton	$ 495,102.00	$ 735,107.00	148%
Cambridge	$ 72,974.00	$ 105,000.00	144%
Deforest	$ 494,906.00	$ 680,003.00	137%
Mazomanie	$ 69,188.00	$ 95,000.00	137%
Monona	$ 541,549.00	$ 673,051.00	124%
Sun Prairie	$ 1,499,609.00	$ 1,830,829.00	122%
Middleton	$ 1,382,889.00	$ 1,409,912.00	102%
Verona	$ 1,176,822.00	$ 1,176,822.00	100%

SUPPORT PER CAPITA
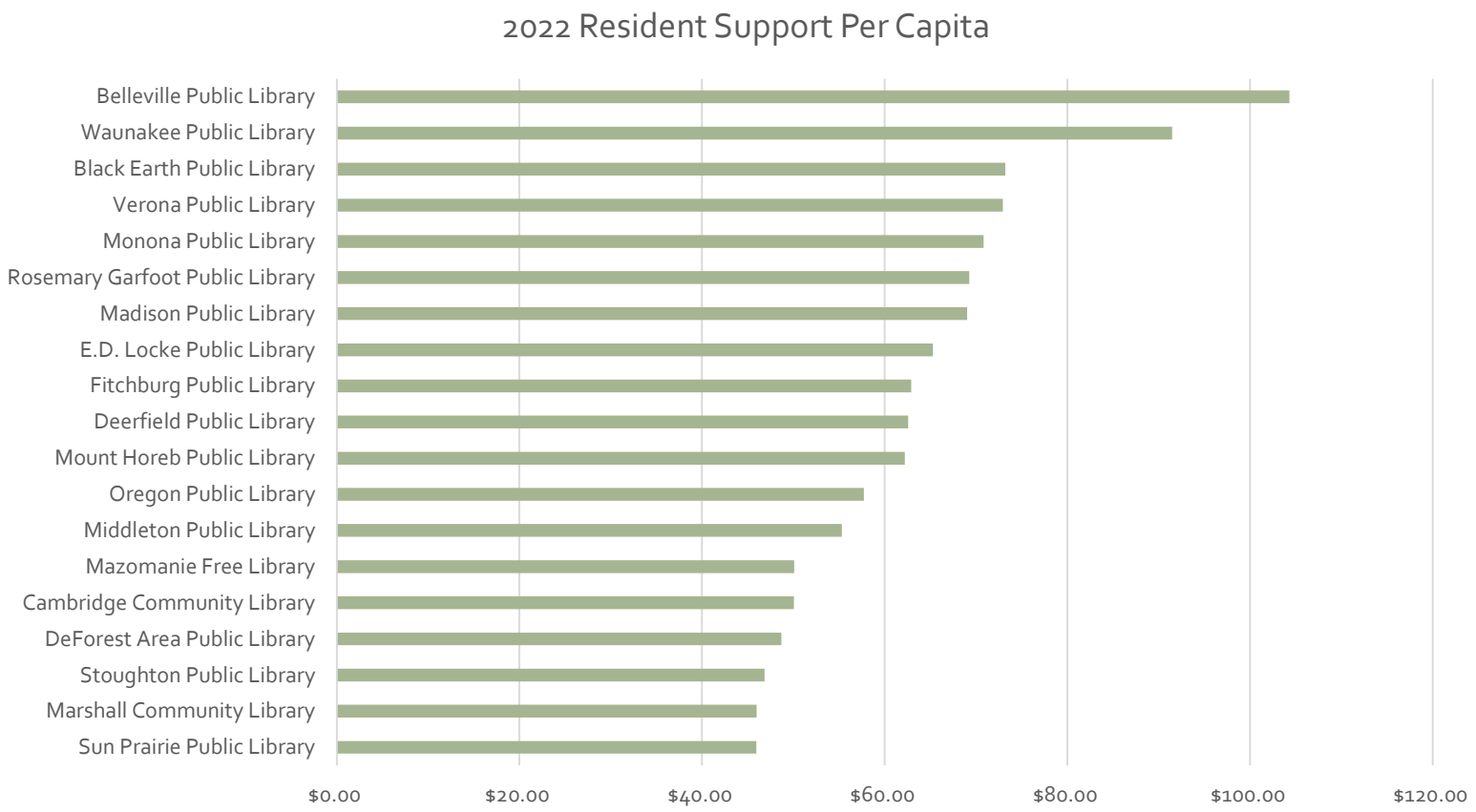
(Municipal appropriation/Resident population)