DRAFT STOUGHTON UTILITIES COMMITTEE REGULAR MEETING MINUTES

Monday, June 18, 2018 – 5:00 p.m.
Stoughton, WI

Location: Edmund T. Malinowski Board Room
Stoughton Utilities Administration Office
600 South Fourth Street
Stoughton, Wisconsin, 53589

Members Present: Citizen Member Kym Ackerman, Citizen Member David Erdman, Alderperson Regina Hirsch, Citizen Member John Kallas, Mayor Tim Swadley, Alderperson Nicole Wiessinger

Excused: Alderperson Pat O'Connor

Absent: None

Others Present: Stoughton Utilities Finance Manager Jamin Friedl, CPA, Stoughton Utilities Assistant Director Brian Hoops, Stoughton Utilities Director Robert Kardasz, P.E., Al Waller

Call to Order: Citizen Member David Erdman called the regular Stoughton Utilities Committee Meeting to order at 5:11 p.m.

Utilities Committee Consent Agenda: Stoughton Utilities staff presented and discussed the Stoughton Utilities Committee consent agenda items. Discussion followed.

Citizen Member David Erdman was presented with the "Charlie Bradburn Pillar of Public Power" award that was given to him by the Municipal Electric Utilities of Wisconsin at their recent annual conference in honor of his ten years of service to the public power industry.

Motion by Alderperson Regina Hirsch, the motion seconded by Citizen Member John Kallas, to approve the following consent agenda items as presented: Stoughton Utilities Payments Due List Report, Draft Minutes of the May 14, 2018 Regular Utilities Committee Meeting, Stoughton Utilities April 2018 Financial Summary, Stoughton Utilities April 2018 Statistical Report, Stoughton Utilities May 2018 Activities Report, Utilities Committee Annual Calendar, Communications. The motion carried unanimously 5 to 0.

Status of the Utilities Committee recommendation(s) to the Stoughton Common Council: Stoughton Utilities staff presented and discussed the following items from the Stoughton Utilities Committee that were approved and/or placed on file by the Stoughton Common Council:

- Stoughton Utilities Payments Due List Report
- Stoughton Utilities Committee April 16, 2018 Meeting Minutes
- Stoughton Utilities March 2018 Financial Summary
- Stoughton Utilities March 2018 Statistical Report
- Presentation of the electric and water tax-stabilization dividends

Mayor Tim Swadley joined the meeting at 5:20 p.m.

Stoughton Utilities

Check Register Summary - Standard

Period: - As of: 6/4/2018

Check Nbr	Type	Date	Amount Paid	Vendor ID / Name	Description
Company:	**7430**				
001607	EP	5/8/2018	42,129.51	516 WELLS FARGO BANK	VO for check batch: 308281/VO for check batch: 308281
001608	HC	5/21/2018	717,583.41	009 WPPI	WPPI-Renewable Energy/WPPI-Renewable Energy/WPPI-Buy Back Solar Credit/WPPI-Buy Back Solar Credit/WPPI-Shared Savings/WPPI-Shared Savings/WPPI-Large Power/WPPI-Large Power/WPPI-Support Services/WPPI-Support Services/WPPI-Support Services/More...
001609	HC	5/30/2018	2,375.84	001 Delta Dental - Ach	Delta Dental - May Ach/Delta Dental - May Ach/Delta Dental - May Ach/Delta Dental - May Ach/Delta Dental - May Ach/Delta Dental - May Ach
001610	HC	5/30/2018	133.72	952 AT&T	AT&T - May Ach/AT&T - May Ach/AT&T - May Ach/AT&T - May Ach
001611	HC	5/30/2018	30.52	421 FIRST DATA CHARGES	First Data-May Ach/First Data-May Ach/First Data-May Ach/First Data-May Ach/First Data-May Ach/First Data-May Ach/First Data-May Ach/First Data-May Ach
001612	HC	5/30/2018	460.44	007 TDS Metrocom - Ach	TDS Metrocom - May Ach/TDS Metrocom - May Ach/TDS Metrocom - May Ach/TDS Metrocom - May Ach/TDS Metrocom - May Ach/TDS Metrocom - May Ach/TDS Metrocom - May Ach/TDS Metrocom - May Ach
001613	HC	5/30/2018	418.78	547 Charter Communications-Ach	Charter Comm-May Ach/Charter Comm-May Ach/Charter Comm-May Ach/Charter Comm-May Ach/Charter Comm-May Ach/Charter Comm-May Ach/Charter Comm-May Ach/Charter Comm-May Ach
001614	HC	5/30/2018	727.52	004 Us Cellular - Ach	Us Cellular - May Ach/Us Cellular - May Ach/Us Cellular - May Ach/Us Cellular - May Ach/Us Cellular - May Ach/Us Cellular - May Ach/Us Cellular - May Ach/Us Cellular - May Ach
001615	HC	5/30/2018	208.26	856 GORDON FLESCH COMPANY, INC.	Gordon Flesch-May Ach/Gordon Flesch-May Ach/Gordon Flesch-May Ach/Gordon Flesch-May Ach/Gordon Flesch-May Ach/Gordon Flesch-May Ach/Gordon Flesch-May Ach/Gordon Flesch-May Ach

Stoughton Utilities

Check Register Summary - Standard

Period: - As of: 6/4/2018

Check Nbr	Type	Date	Amount Paid	Vendor ID / Name	Description
001616	HC	5/30/2018	1,313.24	002 Employee Benefits Corp - Ach	EBC - May Ach/EBC - May Ach/EBC - May Ach/EBC - May Ach/EBC - May Ach/EBC - May Ach/EBC - May Ach/EBC - May Ach
001617	HC	5/30/2018	1,529.46	003 Alliant Energy - Ach	Alliant Energy - May Ach/Alliant Energy - May Ach/Alliant Energy - May Ach/Alliant Energy - May Ach/Alliant Energy - May Ach/Alliant Energy - May Ach/Alliant Energy - May Ach/Alliant Energy - May Ach/Alliant Energy - May Ach+
001618	HC	5/30/2018	7,462.69	008 Payroll State Taxes - Ach	State Taxes-May Ach/State Taxes-May Ach/State Taxes-May Ach/State Taxes-May Ach
001619	HC	5/30/2018	5,084.67	020 Wells Fargo Bank-Ach	Client Analysis-May Ach/Client Analysis-May Ach/Client Analysis-May Ach/Client Analysis-May Ach/Client Analysis-May Ach/Client Analysis-May Ach/Client Analysis-May Ach/Client Analysis-May Ach
001620	HC	5/30/2018	7,575.00	318 PITNEY-BOWES INC-PURCHASE POWER	Pitney Bowes-Postage/Pitney Bowes-Postage/Pitney Bowes-Postage/Pitney Bowes-Postage/Pitney Bowes-Postage/Pitney Bowes-Postage/Pitney Bowes-Postage/Pitney Bowes-Postage
001621	HC	5/30/2018	40,647.64	010 WI Dept. of Revenue Taxpayment-Ach	Dept of Rev-May Ach/Dept of Rev-May Ach
001622	HC	5/30/2018	15,592.33	010 WI Dept. of Revenue Taxpayment-Ach	Dept of Rev-May Ach/Dept of Rev-May Ach/Dept of Rev-May Ach/Dept of Rev-May Ach
001623	HC	5/30/2018	37,392.01	025 Payroll Federal Taxes- Ach	Federal Taxes-May Ach/Federal Taxes-May Ach/Federal Taxes-May Ach/Federal Taxes-May Ach/Federal Taxes-May Ach/Federal Taxes-May Ach/Federal Taxes-May Ach
025574	CK	5/3/2018	480.00	058 BOARDMAN CLARK LLP	Boardman Clark-Pole Agreement/Boardman Clark-Pole Agreement
025575	CK	5/3/2018	514.75	166 INKWORKS, INC.	Inkworks-Inserts/Inkworks-Inserts
025576	CK	5/3/2018	4,650.00	323 SMART GRID SOLUTIONS	Smart Grid-Reset/Smart Grid-Reset

Stoughton Utilities

Check Register Summary - Standard

Period: - As of: 6/4/2018

Check Nbr	Type	Date	Amount Paid	Vendor ID / Name	Description
025577	CK	5/3/2018	6,740.52	448 STRAND ASSOCIATES INC.	Strand-18 Utility Construction/Strand-18 Utility Construction/Strand-19 Projects/Strand-19 Projects/Strand-17 Utility Construction/Strand-17 Utility Construction/Strand-17 Utility Construction/Strand-17 Utility Construction/Strand-19 Projects/More...
025578	CK	5/3/2018	2,413.20	726 J & R UNDERGROUND	J & R Underground-Subs Wrk/J & R Underground-Subs Wrk
025579	CK	5/3/2018	1,101.20	290 MID-WEST TREE & EXCAVATION, INC	Midwest-Trenching/Midwest-Trenching/Midwest-Trenching/Midwest-Trenching/Midwest-Trenching/Midwest-Trenching/Midwest-Trenching/Midwest-Trenching
025580	CK	5/3/2018	27,383.63	303 MP SYSTEMS, INC.	MP Systems-Pay App #6/MP Systems-Pay App #6
025581	CK	5/3/2018	37.77	324 ELECTRICAL TESTING LAB., LLC.	Elec Testing-Sleeves Tests/Elec Testing-Sleeves Tests
025582	CK	5/3/2018	82.50	327 BORDER STATES ELECTRIC SUPPLY	Border States-Supplies/Border States-Supplies
025583	CK	5/3/2018	2,440.14	491 PUBLIC SVC. COMM. OF WI.	PSC - Assessments/PSC - Assessments
025584	CK	5/3/2018	8,115.03	400 RESCO	Resco-Transformer/Resco-Supplies/Resco-Supplies/Resco-Transformer/Resco-Supplies/Resco-Supplies
025585	CK	5/3/2018	481.30	455 ROYAL OAK & ASSOCIATES, INC.	Royal Oak-GPS systems/Royal Oak-GPS systems
025586	CK	5/3/2018	2,994.68	781 DUNKIRK WATER POWER CO LLC	Dunkirk-April Dunkirk Dam/Dunkirk-April Dunkirk Dam
025587	CK	5/3/2018	40.00	133 WISCONSIN SCTF	WI SCTF-May A Support/WI SCTF-May A Support
025588	CK	5/3/2018	272.00	133 WISCONSIN SCTF	WI SCTF-May A Support/WI SCTF-May A Support
025589	CK	5/3/2018	176.77	133 WISCONSIN SCTF	WI SCTF-May A Support/WI SCTF-May A Support
025590	CK	5/3/2018	2,979.00	892 ELECTRICAL POWER PRODUCTS, INC.	Elec Pwr-scada retainage/Elec Pwr-scada retainage
025591	CK	5/10/2018	1,133.13	448 STRAND ASSOCIATES INC.	Strand-Well 4 Replacement/Strand-Well 4 Replacement/Strand-WWTP Extras/Strand-WWTP Extras

Stoughton Utilities

Check Register Summary - Standard

Period: - As of: 6/4/2018

Check Nbr	Type	Date	Amount Paid	Vendor ID / Name	Description
025592	CK	5/10/2018	460.00	084 HARVEST FARMS, LLC	Harvest Farms-Embedded Credits/Harvest Farms-Embedded Credits
025593	CK	5/10/2018	319.00	201 TCIC, INC.	TCIC-West Sub Cable/TCIC-West Sub Cable
025594	CK	5/10/2018	396.90	358 KUNZ GLOVE CO., INC.	Kunz Gloves-Gloves/Kunz Gloves-Gloves
025595	CK	5/10/2018	16,162.76	539 DEPT OF ADMIN-WISMART VENDOR #396028867 E	Dept of Admin-Public Benefits/Dept of Admin-Public Benefits
025596	CK	5/10/2018	1,380.00	807 KETTLE PARK WEST, LLC.-LOT 7B	Kettle Park-Embedded Credits/Kettle Park-Embedded Credits
025597	CK	5/10/2018	261.00	186 STAFFORD ROSENBAUM LLC	Stafford-Ordinance Review/Stafford-Ordinance Review/Stafford-Well 4 Motor control/Stafford-Well 4 Motor control
025598	CK	5/10/2018	5,128.98	207 L.W. ALLEN, INC.	LW Allen-Rebuild Pump/LW Allen-Rebuild Pump
025599	CK	5/10/2018	101.65	400 RESCO	Resco-Supplies/Resco-Supplies
025600	CK	5/10/2018	8,231.00	729 SHC SUGAR HILL CONSULTING, LLC	SHC Sugar Hill-Consulting/SHC Sugar Hill-Consulting
025601	CK	5/10/2018	20.00	756 ID-ACCESS	Id Access-Id Tags/Id Access-Id Tags/Id Access-Id Tags/Id Access-Id Tags
025602	CK	5/10/2018	612.05	562 BRIAN KOCH	B Koch-Customer Refund/B Koch-Customer Refund
025603	CK	5/10/2018	149.98	936 MELISSA ANDERSEN	M Andersen-Customer Refund/M Andersen-Customer Refund/M Andersen-Customer Refund/M Andersen-Customer Refund/M Andersen-Customer Refund/M Andersen-Customer Refund
025604	CK	5/10/2018	37,464.34	131 CITY OF STOUGHTON	City Stoton-March Aflac/City Stoton-March Aflac/City Stoton-May Life Ins/City Stoton-May Life Ins/City Stoton-March Rent/City Stoton-March Rent/City Stoton-Apr Delta Vision/City Stoton-Apr Delta Vision/City Stoton-March Aflac/City Stoton-March Aflac+
025605	CK	5/16/2018	992.82	280 LIVINGSTON MICROGRAPHICS, INC	Livingston-Dis Lamps/Livingston-Dis Lamps
025606	CK	5/16/2018	249.00	405 ROSENBAUM CRUSHING & EXCAV.	Rosenbaum-Dump charges/Rosenbaum-Dump charges/Rosenbaum-Dump charges/Rosenbaum-Dump charges

Stoughton Utilities

Check Register Summary - Standard

Period: - As of: 6/4/2018

Check Nbr	Type	Date	Amount Paid	Vendor ID / Name	Description
025607	CK	5/16/2018	3,777.98	451 INSIGHT FS	Insight-Fuel/Insight-Fuel/Insight-Fuel/Insight-Fuel/Insight-Fuel/Insight-Fuel
025608	CK	5/16/2018	25.00	675 WI STATE LABORATORY OF HYGIENE	Lab of Hygiene-Fluoride tests/Lab of Hygiene-Fluoride tests
025609	CK	5/16/2018	300.00	875 WI CPA	WI CPA-Renewal/WI CPA-Renewal/WI CPA-Renewal/WI CPA-Renewal/WI CPA-Renewal/WI CPA-Renewal
025610	CK	5/16/2018	1,686.58	327 BORDER STATES ELECTRIC SUPPLY	Border States-Inventory/Border States-Inventory/Border States-Supplies/Border States-Supplies
025611	CK	5/16/2018	276.60	400 RESCO	Resco-Inventory/Resco-Inventory/Resco-Inventory/Resco-Inventory
025612	CK	5/16/2018	46.92	106 GURINDEREEP SINGHY DHILLON	G Dhillon-Customer Refund/G Dhillon-Customer Refund
025613	CK	5/16/2018	40.00	161 CHRIST LUTHERAN CHURCH-GLORIA	Christ Lutheran-Customer Ref/Christ Lutheran-Customer Ref
025614	CK	5/16/2018	132.78	257 CHRISTIAN & JESSICA SCHLOSS	C Schloss-Customer Refund/C Schloss-Customer Refund
025615	CK	5/16/2018	720.00	662 PGH FIRE PROTECTION, LLC	PGH-Preventer tests/PGH-Preventer tests/PGH-Preventer tests/PGH-Preventer tests
025616	CK	5/16/2018	18.31	757 KEVIN BARTOSCH	K Bartosch-Customer Refund/K Bartosch-Customer Refund
025617	CK	5/16/2018	19,797.20	131 CITY OF STOUGHTON	City Stoton-May Retirement/City Stoton-May Retirement/City Stoton-May Retirement/City Stoton-May Retirement/City Stoton-May Retirement/City Stoton-May Retirement
025618	CK	5/16/2018	272.00	133 WISCONSIN SCTF	WI SCTF-May B Support/WI SCTF-May B Support
025619	CK	5/16/2018	40.00	133 WISCONSIN SCTF	WI SCTF-May B Support/WI SCTF-May B Support
025620	CK	5/16/2018	176.77	133 WISCONSIN SCTF	WI SCTF-May B Support/WI SCTF-May B Support
025621	CK	5/23/2018	43,815.54	131 CITY OF STOUGHTON	City Stoton-Stormwater/City Stoton-Stormwater

Stoughton Utilities

Check Register Summary - Standard

Period: - As of: 6/4/2018

Check Nbr	Type	Date	Amount Paid	Vendor ID / Name	Description
025622	CK	5/23/2018	2,171.00	201 TCIC, INC.	TCIC - Cable Antenna/TCIC - Cable Antenna/TCIC - Cable Replacement/TCIC - Cable Replacement/TCIC - Scada Antenna cables/TCIC - Scada Antenna cables/TCIC - Scada Antenna cables/TCIC - Scada Antenna cables/TCIC - Cable Antenna/TCIC - Cable Antenna
025623	CK	5/23/2018	156.00	270 WISCONSIN STATE JOURNAL	State Journal-subscription/State Journal-subscription/State Journal-subscription/State Journal-subscription/State Journal-subscription
025624	CK	5/23/2018	72.00	584 VINING SPARKS IBG, L.P.	Vining Sparks-Safekeeping/Vining Sparks-Safekeeping
025625	CK	5/23/2018	596.03	327 BORDER STATES ELECTRIC SUPPLY	Border States-Supplies/Border States-Supplies/Border States-Supplies/Border States-Supplies
025626	CK	5/23/2018	1,709.77	400 RESCO	Resco-Supplies/Resco-Supplies/Resco-Supplies/Resco-Supplies/Resco-Supplies/Resco-Supplies/Resco-Supplies/Resco-Supplies/Rescp-Inventory/Rescp-Inventory/Resco-Supplies/Resco-Supplies/Resco-Supplies/Resco-Supplies
025627	CK	5/23/2018	7,316.45	727 GLS UTILITY LLC	GLS-April Locates/GLS-April Locates/GLS-April Locates/GLS-April Locates/GLS-April Locates
025628	CK	5/31/2018	13,381.88	327 BORDER STATES ELECTRIC SUPPLY	Border States-Inventory/Border States-Inventory
025629	CK	5/31/2018	11,433.65	400 RESCO	Resco-Inventory/Resco-Inventory/Resco-Transformers/Resco-Transformers/Resco-Inventory/Resco-Inventory/Resco-Supplies/Resco-Supplies/Resco-Transformers/Resco-Transformers
025630	CK	5/31/2018	377.39	500 FIRST CLASS MAILERS INC.	First Class Mailers-Mailings/First Class Mailers-Mailings
025631	CK	5/31/2018	1,392.32	741 FEARING'S AUDIO-VIDEO SECURITY	Fearings-Port Patch Panel/Fearings-Port Patch Panel/Fearings-Port Patch Panel/Fearings-Port Patch Panel/Fearings-Port Patch Panel/Fearings-Port Patch Panel
025632	CK	5/31/2018	1,020.00	041 POWER SYSTEM ENGINEERING, INC.	Power Systems-GIS services/Power Systems-GIS services

Stoughton Utilities

Check Register Summary - Standard

Period: - As of: 6/4/2018

Check Nbr	Type	Date	Amount Paid	Vendor ID / Name	Description
025633	CK	5/31/2018	3,361.80	290 MID-WEST TREE & EXCAVATION, INC	Midwest Trenching-Trenching/Midwest Trenching-Trenching/Midwest Trenching-Trenching/Midwest Trenching-Trenching/Midwest Trenching-Trenching/Midwest Trenching-Trenching/Midwest Trenching-Trenching/Midwest Trenching-Trenching
025634	CK	5/31/2018	93.73	307 MICHELLE CHRISTENSON	M Christenson-Customer Refund/M Christenson-Customer Refund
025635	CK	5/31/2018	125.63	635 DIANE GROSS	D Gross-Customer Refund/D Gross-Customer Refund
025636	CK	5/31/2018	150.77	802 JENNIFER ZICKOVICH	J Zickovich-Customer Refund/J Zickovich-Customer Refund/J Zickovich-Customer Refund/J Zickovich-Customer Refund/J Zickovich-Customer Refund/J Zickovich-Customer Refund
101653	CK	5/3/2018	13,414.90	157 FORSTER ELEC. ENG.,INC.	Forster-Add to Project/Forster-Add to Project/Forster-West Sub/Forster-West Sub/Forster-Tech Assist/Forster-Scada/Forster-Scada/Forster-Tech Assist/Forster-Tech Assist/Forster-Tech Assist/Forster-Scada/Forster-Scada
101654	CK	5/3/2018	144.40	181 BRIAN HOOPS	B Hoops-Mileage/B Hoops-Mileage/B Hoops-Conference/B Hoops-Conference
101655	CK	5/3/2018	3,920.00	463 GREAT-WEST	Great West-May A Def Comp/Great West-May A Def Comp
101656	CK	5/3/2018	450.00	731 NORTH SHORE BANK FSB-DEFERRED COMP.	N Shore Bank-May A Def Comp/N Shore Bank-May A Def Comp
101657	CK	5/10/2018	45.39	181 BRIAN HOOPS	B Hoops-Mileage/B Hoops-Mileage/B Hoops-Mileage/B Hoops-Mileage
101658	CK	5/10/2018	205.54	828 PHILLIP ZWEEP	P Zweep-Class/P Zweep-Class
101659	CK	5/10/2018	3,672.37	852 INFOSEND, INC	Infosend-Billing & Mailing/Infosend-Billing & Mailing/Infosend-Billing & Mailing/Infosend-Billing & Mailing/Infosend-Billing & Mailing/Infosend-Billing & Mailing/Infosend-Billing & Mailing

Stoughton Utilities

Check Register Summary - Standard

Period: - As of: 6/4/2018

Check Nbr	Type	Date	Amount Paid	Vendor ID / Name	Description
101660	CK	5/10/2018	152.00	859 ANDREW RUDER	A Ruder-School/A Ruder-School/A Ruder-School/A Ruder-School
101661	CK	5/16/2018	44.00	310 HANSON PEST MANAGEMENT	Hanson Pest-Pest Maint.
101662	CK	5/16/2018	3,920.00	463 GREAT-WEST	Great West-May B Def Comp/Great West-May B Def Comp
101663	CK	5/16/2018	450.00	731 NORTH SHORE BANK FSB-DEFERRED COMP.	N Shore Bk-May B Def Comp/N Shore Bk-May B Def Comp
101664	CK	5/16/2018	5,903.91	995 MEUW	Meuw-Safety Mgmt/Meuw-Safety Mgmt/Meuw-Safety Mgmt/Meuw-Safety Mgmt/Meuw-Safety Mgmt/Meuw-Safety Mgmt
101665	CK	5/23/2018	301.46	181 BRIAN HOOPS	B Hoops-Conference/B Hoops-Conference
101666	CK	5/23/2018	61.75	193 SCOTT GRADY	S Grady-Reimbursement/S Grady-Reimbursement
101667	CK	5/23/2018	5,249.01	603 SEERA-WIPFLI LLP	Seera-CTC Funds/Seera-CTC Funds
101668	CK	5/23/2018	500.00	181 BRIAN HOOPS	B Hoops-Voiceshot/B Hoops-Voiceshot/B Hoops-Voiceshot/B Hoops-Voiceshot/B Hoops-Voiceshot/B Hoops-Voiceshot
		Company Total	1,167,548.97		

Date: Tuesday, May 08, 2018
Time: 11:00AM
User: SGUNSOLUS

Stoughton Utilities
Posting Preview Report

Select By: {PSSPurchCard.RefNbr} = '0000000084'

Import ID: 009010 **Import # : 0000000084**

Company	Account	Sub	Vendor ID	Merchant	Amount	Description	Post Date	Emp ID	Projec
7430	143	000000	108	ASLESON'S TRUE VALUE HDW	-143.46	REFUNDED	04/10/2018	5200	-
7430	143	000000	894	THE OSTHOFF RESORT	-3.15	Training expense - Lodging incidental - WLIA Annual Conference - Charge Re	04/05/2018	4300	-
7450	652	000000	571	USA BLUE BOOK	-258.40	RETURNED FOOT VALVES	04/06/2018	7400	-
7460	833	000000	937	SPEE-DEE DELIVERY	21.12	SAMPLE SHIPPING COSTS	04/02/2018	8300	-
7460	833	000000	974	NORTHERN LAKE SERVICE, IN	39.00	WW SAMPLE TESTING	04/09/2018	8300	-
7460	833	000000	974	NORTHERN LAKE SERVICE, IN	579.40	WW SAMPLE TESTING	04/13/2018	8300	-
7460	833	000000	937	SPEE-DEE DELIVERY	19.98	SAMPLE SHIPPING COSTS	04/16/2018	8300	-
7460	833	000000	974	NORTHERN LAKE SERVICE, IN	32.00	WW SAMPLE TESTING	04/20/2018	8300	-
7430	586	000000	259	ITRON INC	1,238.64	Itron Metering - Quarterly hardware and software maintenance and support	04/23/2018	3650	-
7450	663	000000	259	ITRON INC	450.41	Itron Metering - Quarterly hardware and software maintenance and support	04/23/2018	3650	-
7460	851	000000	259	ITRON INC	563.03	Itron Metering - Quarterly hardware and software maintenance and support	04/23/2018	3650	-
7430	921	000000	836	MSFT E04005JEMM	31.90	SOFTWARE LICENSING - HOSTED MICROSOFT LYNC	04/03/2018	5250	-
7450	921	000000	836	MSFT E04005JEMM	11.60	SOFTWARE LICENSING - HOSTED MICROSOFT LYNC	04/03/2018	5250	-
7460	851	000000	836	MSFT E04005JEMM	14.50	SOFTWARE LICENSING - HOSTED MICROSOFT LYNC	04/03/2018	5250	-
7430	903	000000	419	PAYFLOW/PAYPAL	37.82	Credit card processing - Desktop and recurring	04/03/2018	5250	-
7450	903	000000	419	PAYFLOW/PAYPAL	13.61	Credit card processing - Desktop and recurring	04/03/2018	5250	-
7460	840	000000	419	PAYFLOW/PAYPAL	18.15	Credit card processing - Desktop and recurring	04/03/2018	5250	-
7430	233	001099	419	PAYFLOW/PAYPAL	6.07	Credit card processing - Desktop and recurring	04/03/2018	5250	-
7430	903	000000	419	PAYFLOW/PAYPAL	58.12	Credit card processing - MyAccount Online	04/03/2018	5250	-
7450	903	000000	419	PAYFLOW/PAYPAL	20.92	Credit card processing - MyAccount Online	04/03/2018	5250	-
7460	840	000000	419	PAYFLOW/PAYPAL	27.90	Credit card processing - MyAccount Online	04/03/2018	5250	-
7430	233	001099	419	PAYFLOW/PAYPAL	9.31	Credit card processing - MyAccount Online	04/03/2018	5250	-
7430	921	000000	604	CDW GOVT #MJR7844	1,305.34	2018 DESKTOP REPLACEMENTS X4	04/13/2018	5250	-
7450	921	000000	604	CDW GOVT #MJR7844	474.67	2018 DESKTOP REPLACEMENTS X4	04/13/2018	5250	-
7460	851	000000	604	CDW GOVT #MJR7844	593.35	2018 DESKTOP REPLACEMENTS X4	04/13/2018	5250	-
7430	921	000000	604	CDW GOVT #MKB8037	23.58	WAP BRACKETS X4 - GARAGES AND WAREHOUSE	04/16/2018	5250	-
7450	921	000000	604	CDW GOVT #MKB8037	8.57	WAP BRACKETS X4 - GARAGES AND WAREHOUSE	04/16/2018	5250	-
7460	851	000000	604	CDW GOVT #MKB8037	10.73	WAP BRACKETS X4 - GARAGES AND WAREHOUSE	04/16/2018	5250	-
7430	921	000000	994	AMAZON MKTPLACE PMTS	236.85	Wireless access points x4 - Garages and warehouse	04/16/2018	5250	-
7450	921	000000	994	AMAZON MKTPLACE PMTS	86.12	Wireless access points x4 - Garages and warehouse	04/16/2018	5250	-
7460	851	000000	994	AMAZON MKTPLACE PMTS	107.67	Wireless access points x4 - Garages and warehouse	04/16/2018	5250	-
7430	921	000000	604	CDW GOVT #MKD2163	386.19	SWITCH UPGRADE - GARAGES	04/16/2018	5250	-
7450	921	000000	604	CDW GOVT #MKD2163	140.43	SWITCH UPGRADE - GARAGES	04/16/2018	5250	-
7460	851	000000	604	CDW GOVT #MKD2163	175.56	SWITCH UPGRADE - GARAGES	04/16/2018	5250	-
7430	921	000000	422	AMAZON.COM AMZN.COM/BILL	135.28	Admin iPad accessories	04/16/2018	5250	-
7450	921	000000	422	AMAZON.COM AMZN.COM/BILL	49.19	Admin iPad accessories	04/16/2018	5250	-
7460	851	000000	422	AMAZON.COM AMZN.COM/BILL	61.51	Admin iPad accessories	04/16/2018	5250	-
7430	588	000000	436	STOUGHTON LUMBER CO	3.78	SINGLE CUT KEY	04/05/2018	5200	-
7430	143	000000	108	ASLESON'S TRUE VALUE HDW	143.46	REFUNDED	04/10/2018	5200	-
7430	593	000000	108	ASLESON'S TRUE VALUE HDW	67.99	MISC REPAIRS	04/10/2018	5200	-
7430	594	000000	108	ASLESON'S TRUE VALUE HDW	67.99	MISC REPAIRS	04/10/2018	5200	-
7450	642	000000	108	ASLESON'S TRUE VALUE HDW	4.47	SAMPLING SITE KEYS	04/20/2018	8400	-

Date: Tuesday, May 08, 2018
Time: 11:00AM
User: SGUNSOLUS

Stoughton Utilities
Posting Preview Report

Select By: {PSSPurchCard.RefNbr} = '0000000084'

Company	Account	Sub	Vendor ID	Merchant	Amount	Description	Post Date	Emp ID	Projec
7450	633	000000	108	ASLESON'S TRUE VALUE HDW	13.99	ELECTRIC PANEL REPAIR	04/26/2018	8400	-
7450	675	000000	148	FASTENAL COMPANY01	10.20	VALVE BOX REPAIRS	04/04/2018	8700	-
7430	932	000000	507	WAL-MART #1176	6.87	SALT FOR SIDEWALKS	04/17/2018	8700	-
7450	932	000000	507	WAL-MART #1176	2.50	SALT FOR SIDEWALKS	04/17/2018	8700	-
7460	834	000000	507	WAL-MART #1176	3.13	SALT FOR SIDEWALKS	04/17/2018	8700	-
7430	932	000000	108	ASLESON'S TRUE VALUE HDW	6.04	TOILET REPAIRS	04/26/2018	8700	-
7450	932	000000	108	ASLESON'S TRUE VALUE HDW	2.19	TOILET REPAIRS	04/26/2018	8700	-
7460	834	000000	108	ASLESON'S TRUE VALUE HDW	2.76	TOILET REPAIRS	04/26/2018	8700	-
7430	932	000000	436	STOUGHTON LUMBER CO	12.64	TOILET REPAIRS	04/27/2018	8700	-
7450	932	000000	436	STOUGHTON LUMBER CO	4.59	TOILET REPAIRS	04/27/2018	8700	-
7460	834	000000	436	STOUGHTON LUMBER CO	5.76	TOILET REPAIRS	04/27/2018	8700	-
7450	934	000000	043	AIRGASS NORTH	64.85	GAS REFILL	04/30/2018	8700	-
7450	675	000000	108	ASLESON'S TRUE VALUE HDW	10.99	CURB STOP REPAIR SUPPLIES	04/24/2018	7400	-
7460	832	000000	148	FASTENAL COMPANY01	6.36	EASTWOOD LIFT STATION MAINT.	04/04/2018	8710	-
7460	827	000000	994	TRACTOR SUPPLY #2236	44.99	HAND TRUCK	04/11/2018	8710	-
7460	831	000000	436	STOUGHTON LUMBER CO	8.20	MANHOLE REPAIRS	04/13/2018	8710	-
7460	834	000000	626	663 STOUGHTON BUMPER TO B	38.99	SOCKET FOR PISTON PUMP	04/19/2018	8710	-
7460	833	000000	108	ASLESON'S TRUE VALUE HDW	11.99	TDSL PUMP REPAIRS	04/19/2018	8710	-
7460	834	000000	626	663 STOUGHTON BUMPER TO B	12.89	EXHAUST FAN BELT	04/26/2018	8710	-
7460	851	000000	962	OFFICESUPPLY.COM	78.00	WYPALL TOWELS	04/02/2018	8200	-
7460	831	000000	674	NORTHERN SEWER EQUIP	209.40	JET VAC PARTS	04/09/2018	8200	-
7460	827	000000	108	ASLESON'S TRUE VALUE HDW	10.99	FEELER GAUGE	04/11/2018	8200	-
7460	833	000000	148	FASTENAL COMPANY01	3.11	TDSL PUMP SUPPLIES	04/13/2018	8200	-
7460	827	000000	626	663 STOUGHTON BUMPER TO B	77.60	TORQUE WRENCH	04/13/2018	8200	-
7460	833	000000	108	ASLESON'S TRUE VALUE HDW	32.15	TDSL PUMP SUPPLIES	04/13/2018	8200	-
7460	833	000000	207	LW ALLEN	2,761.48	TDSL PARTS AND REPAIRS	04/17/2018	8200	-
7460	833	000000	994	GREENHOUSE MEGASTO	191.93	DISINFECTION TANK COVER	04/26/2018	8200	-
7460	834	000000	108	ASLESON'S TRUE VALUE HDW	15.98	MOP HEADS	04/26/2018	8200	-
7430	903	000000	954	VOICESHOT LLC	60.00	Outbound dialing funds refill	04/19/2018	3670	-
7450	903	000000	954	VOICESHOT LLC	21.60	Outbound dialing funds refill	04/19/2018	3670	-
7460	840	000000	954	VOICESHOT LLC	28.80	Outbound dialing funds refill	04/19/2018	3670	-
7430	233	001099	954	VOICESHOT LLC	9.60	Outbound dialing funds refill	04/19/2018	3670	-
7430	926	000000	578	THE SHOE BOX	194.00	SAFETY BOOTS	04/16/2018	5400	-
7430	921	000000	352	STAPLS7195198555000001	96.57	GENERAL KITCHEN AND JANITORIAL SUPPLIES	04/05/2018	3680	-
7450	921	000000	352	STAPLS7195198555000001	35.11	GENERAL KITCHEN AND JANITORIAL SUPPLIES	04/05/2018	3680	-
7460	851	000000	352	STAPLS7195198555000001	43.91	GENERAL KITCHEN AND JANITORIAL SUPPLIES	04/05/2018	3680	-
7430	921	000000	352	STAPLS7195199444000001	26.34	GENERAL OFFICE SUPPLIES	04/05/2018	3680	-
7450	921	000000	352	STAPLS7195199444000001	9.48	GENERAL OFFICE SUPPLIES	04/05/2018	3680	-
7460	851	000000	352	STAPLS7195199444000001	12.64	GENERAL OFFICE SUPPLIES	04/05/2018	3680	-
7430	233	001099	352	STAPLS7195199444000001	4.23	GENERAL OFFICE SUPPLIES	04/05/2018	3680	-
7430	921	000000	994	JIMMY JOHNS - 1959 - E	25.85	Meeting expense - SU supervisors	04/06/2018	3680	-
7450	921	000000	994	JIMMY JOHNS - 1959 - E	9.40	Meeting expense - SU supervisors	04/06/2018	3680	-
7460	851	000000	994	JIMMY JOHNS - 1959 - E	11.75	Meeting expense - SU supervisors	04/06/2018	3680	-
7430	920	000000	089	MUNICIPAL ELECTRIC UTILIT	260.00	Training Expense - Registration - MEUW Annual Conference - RKardasz	04/10/2018	3680	-

Date: Tuesday, May 08, 2018
Time: 11:00AM
User: SGUNSOLUS

Stoughton Utilities
Posting Preview Report

Select By: {PSSPurchCard.RefNbr} = '0000000084'

Company	Account	Sub	Vendor ID	Merchant	Amount	Description	Post Date	Emp ID	Projec
7450	642	000000	824	UPS 1ZG194WT0334006728	9.73	SHIPPING OF WATER SAMPLES TO LAB	04/12/2018	3680	-
7430	920	000000	445	TLF STOUGHTON FLORAL	17.87	Departure gift - DOlson	04/16/2018	3680	-
7450	920	000000	445	TLF STOUGHTON FLORAL	6.50	Departure gift - DOlson	04/16/2018	3680	-
7460	850	000000	445	TLF STOUGHTON FLORAL	8.13	Departure gift - DOlson	04/16/2018	3680	-
7430	921	000000	601	FOSDAL BAKERY LLC	4.67	Meeting expense - Utilities Committee	04/17/2018	3680	-
7450	921	000000	601	FOSDAL BAKERY LLC	1.70	Meeting expense - Utilities Committee	04/17/2018	3680	-
7460	851	000000	601	FOSDAL BAKERY LLC	2.13	Meeting expense - Utilities Committee	04/17/2018	3680	-
7450	642	000000	824	UPS 1ZG194WT0335219130	9.73	SHIPPING OF WATER SAMPLES TO LAB	04/19/2018	3680	-
7430	920	000000	445	TLF STOUGHTON FLORAL	29.39	Welcome gift - TSwadley	04/20/2018	3680	-
7450	920	000000	445	TLF STOUGHTON FLORAL	10.69	Welcome gift - TSwadley	04/20/2018	3680	-
7460	850	000000	445	TLF STOUGHTON FLORAL	13.37	Welcome gift - TSwadley	04/20/2018	3680	-
7450	642	000000	824	UPS 1ZG194WT0304388695	9.73	SHIPPING OF WATER SAMPLES TO LAB	04/27/2018	3680	-
7430	921	000000	352	STAPLS7196536366000001	111.23	GENERAL OFFICE SUPPLIES	04/27/2018	3680	-
7450	921	000000	352	STAPLS7196536366000001	40.04	GENERAL OFFICE SUPPLIES	04/27/2018	3680	-
7460	851	000000	352	STAPLS7196536366000001	53.39	GENERAL OFFICE SUPPLIES	04/27/2018	3680	-
7430	233	001099	352	STAPLS7196536366000001	17.81	GENERAL OFFICE SUPPLIES	04/27/2018	3680	-
7430	926	000000	398	HOFFMAN BOOTS	284.00	SAFETY BOOTS	04/03/2018	6960	-
7430	593	000000	436	STOUGHTON LUMBER CO	25.98	TOOLS FOR TRUCK #5	04/20/2018	6960	-
7430	594	000000	436	STOUGHTON LUMBER CO	25.99	TOOLS FOR TRUCK #5	04/20/2018	6960	-
7430	593	000000	108	ASLESON'S TRUE VALUE HDW	5.74	DRILL BITS	04/17/2018	5296	-
7430	594	000000	108	ASLESON'S TRUE VALUE HDW	5.74	DRILL BITS	04/17/2018	5296	-
7430	593	000000	436	STOUGHTON LUMBER CO	3.99	MISC SUPPLIES	04/18/2018	5296	-
7430	594	000000	436	STOUGHTON LUMBER CO	4.00	MISC SUPPLIES	04/18/2018	5296	-
7430	920	000000	601	FOSDAL BAKERY LLC	31.50	DONUTS	04/19/2018	5296	-
7430	593	000000	436	STOUGHTON LUMBER CO	15.90	MISC SUPPLIES	04/27/2018	5296	-
7430	594	000000	436	STOUGHTON LUMBER CO	15.90	MISC SUPPLIES	04/27/2018	5296	-
7430	593	000000	436	STOUGHTON LUMBER CO	5.27	MISC SUPPLIES	04/02/2018	6930	-
7430	594	000000	436	STOUGHTON LUMBER CO	5.28	MISC SUPPLIES	04/02/2018	6930	-
7430	593	000000	108	ASLESON'S TRUE VALUE HDW	7.53	MISC SUPPLIES	04/04/2018	6930	-
7430	594	000000	108	ASLESON'S TRUE VALUE HDW	7.53	MISC SUPPLIES	04/04/2018	6930	-
7450	663	000000	571	USA BLUE BOOK	140.38	GASKETS FOR METER INSTALLS	04/10/2018	5275	-
7450	642	000000	974	NORTHERN LAKE SERVICE, IN	4,644.00	DNR REQUIRED WATER TESTING	04/13/2018	5275	-
7450	631	000000	134	CRESCENT ELECTRIC 130	22.18	WELL #5 GROUNDING	04/05/2018	6980	-
7430	933	000000	994	KWIK TRIP 47200004721	41.90	GAS FOR SCHOOL	04/20/2018	6980	-
7430	593	000000	894	HAMPTON INN EAU CLAIRE	178.00	HOTEL FOR SCHOOL	04/23/2018	6980	-
7430	594	000000	894	HAMPTON INN EAU CLAIRE	178.00	HOTEL FOR SCHOOL	04/23/2018	6980	-
7430	926	000000	809	CINTAS 446	160.23	UNIFORM CLEANING	04/02/2018	4000	-
7450	926	000000	809	CINTAS 446	29.54	UNIFORM CLEANING	04/02/2018	4000	-
7460	854	000000	809	CINTAS 446	22.27	UNIFORM CLEANING	04/02/2018	4000	-
7430	926	000000	809	CINTAS 446	160.23	UNIFORM CLEANING	04/09/2018	4000	-
7450	926	000000	809	CINTAS 446	29.54	UNIFORM CLEANING	04/09/2018	4000	-
7460	854	000000	809	CINTAS 446	22.27	UNIFORM CLEANING	04/09/2018	4000	-
7450	652	000000	994	CREAM CTY STATELINE SCA	303.00	WELL 6 AND 4 SERVICE CALL/SCALE	04/11/2018	4000	-
7430	143	000000	994	CREAM CTY STATELINE SCA	16.67	SALES TAX CHARGED	04/11/2018	4000	-

Date: Tuesday, May 08, 2018
Time: 11:00AM
User: SGUNSOLUS

Stoughton Utilities
Posting Preview Report

Select By: {PSSPurchCard.RefNbr} = '0000000084'

Company	Account	Sub	Vendor ID	Merchant	Amount	Description	Post Date	Emp ID	Projec
7430	932	000000	124	CLEAN GREEN WISCONSIN	109.45	ADMIN AREA CLEANING	04/11/2018	4000	-
7450	932	000000	124	CLEAN GREEN WISCONSIN	39.80	ADMIN AREA CLEANING	04/11/2018	4000	-
7460	834	000000	124	CLEAN GREEN WISCONSIN	49.75	ADMIN AREA CLEANING	04/11/2018	4000	-
7450	107.14	000000	354	HYDRO DESIGNS	1,000.00	CROSS CONNECTION-MARCH 2018	04/13/2018	4000	180901XX - 1
7450	107.14	000000	354	HYDRO DESIGNS	1,000.00	CROSS CONNECTION-FEBRUARY 2018	04/13/2018	4000	180901XX - 1
7430	926	000000	809	CINTAS 446	160.23	UNIFORM CLEANING	04/16/2018	4000	-
7450	926	000000	809	CINTAS 446	29.54	UNIFORM CLEANING	04/16/2018	4000	-
7460	854	000000	809	CINTAS 446	22.27	UNIFORM CLEANING	04/16/2018	4000	-
7430	934	000000	994	CAPITAL EQUIPMENT	69.00	FORK LIFT MAINT.	04/18/2018	4000	-
7450	107.14	000000	354	HYDRO DESIGNS	1,000.00	CROSS CONNECTION-JANUARY 2018	04/18/2018	4000	180901XX - 1
7450	641	000000	309	HAWKINS INC	1,600.54	CHEMICALS	04/19/2018	4000	-
7430	926	000000	809	CINTAS 446	160.23	UNIFORM CLEANING	04/23/2018	4000	-
7450	926	000000	809	CINTAS 446	29.54	UNIFORM CLEANING	04/23/2018	4000	-
7460	854	000000	809	CINTAS 446	22.27	UNIFORM CLEANING	04/23/2018	4000	-
7450	107.14	000000	994	DSPS E SERVICE FEE COM	0.40	HYDRANT METER BACK FLOW PREVENTER TESTING	04/26/2018	4000	180901XX - 1
7450	107.14	000000	994	DSPS EPAY ISE	20.00	HYDRANT METER BACKFLOW PREVENTER TESTING	04/26/2018	4000	180901XX - 1
7430	926	000000	281	AMARIL UNIFORM COMPANY #1	198.99	BRIAN SCHEEL JACKET	04/30/2018	4000	-
7430	926	000000	809	CINTAS 446	160.23	UNIFORM CLEANING	04/30/2018	4000	-
7450	926	000000	809	CINTAS 446	29.54	UNIFORM CLEANING	04/30/2018	4000	-
7460	854	000000	809	CINTAS 446	22.27	UNIFORM CLEANING	04/30/2018	4000	-
7430	926	000000	578	THE SHOE BOX	241.00	SAFETY BOOTS	04/02/2018	6940	-
7430	593	000000	894	HAMPTON INN - EAU CLAI	178.00	HOTEL FOR SCHOOL	04/23/2018	6940	-
7430	594	000000	894	HAMPTON INN - EAU CLAI	178.00	HOTEL FOR SCHOOL	04/23/2018	6940	-
7430	593	000000	148	FASTENAL COMPANY01	65.38	CHIPPER BLADES	04/30/2018	6940	-
7430	232	001099	134	CRESCENT ELECTRIC 087	2,310.00	ELECTRIC INVENTORY	04/03/2018	4100	-
7430	232	001099	134	CRESCENT ELECTRIC 087	418.50	ELECTRIC INVENTORY	04/03/2018	4100	-
7450	232	001099	550	FIRST SUPPLY WFPG MAD	1,644.25	WATER INVENTORY	04/04/2018	4100	-
7430	932	000000	134	CRESCENT ELECTRIC 087	1,821.87	OUTSIDE LIGHTS	04/05/2018	4100	-
7450	932	000000	134	CRESCENT ELECTRIC 087	662.50	OUTSIDE LIGHTS	04/05/2018	4100	-
7460	834	000000	134	CRESCENT ELECTRIC 087	828.13	OUTSIDE LIGHTS	04/05/2018	4100	-
7430	583	000000	355	STUART C IRBY	365.50	MISC OH SUPPLIES	04/09/2018	4100	-
7430	232	001099	355	STUART C IRBY	429.00	ELECTRIC INVENTORY	04/09/2018	4100	-
7430	107.14	000000	521	WESCO - # 7855	6,137.64	EAST SUB WILDLIFE PROTECTION	04/09/2018	4100	180013XX - 1
7430	932	000000	422	AMAZON.COM	54.74	RUGS FOR LOBBY	04/10/2018	4100	-
7450	932	000000	422	AMAZON.COM	19.90	RUGS FOR LOBBY	04/10/2018	4100	-
7460	834	000000	422	AMAZON.COM	24.89	RUGS FOR LOBBY	04/10/2018	4100	-
7430	163	000000	148	FASTENAL COMPANY01	312.67	BACK STORAGE AREA	04/11/2018	4100	-
7450	163	000000	148	FASTENAL COMPANY01	104.23	BACK STORAGE AREA	04/11/2018	4100	-
7430	583	000000	824	UPS 1ZD4W91T0320005410	13.18	RUBBER SLEEVES TO BE TESTED	04/13/2018	4100	-
7430	593	000000	355	STUART C IRBY	85.00	MISC OH SUPPLIES	04/13/2018	4100	-
7430	232	001099	355	STUART C IRBY	546.30	ELECTRIC INVENTORY	04/13/2018	4100	-
7430	593	000000	994	HALLS SAFETY EQUIPMENT CO	22.95	DOUBLE FACE HAMMER	04/16/2018	4100	-
7430	594	000000	994	HALLS SAFETY EQUIPMENT CO	22.95	DOUBLE FACE HAMMER	04/16/2018	4100	-
7430	593	000000	786	NAPA PARTS - SNP 0027410	12.66	SAFETY VESTS	04/16/2018	4100	-

Date: Tuesday, May 08, 2018
Time: 11:00AM
User: SGUNSOLUS

Stoughton Utilities
Posting Preview Report

Select By: {PSSPurchCard.RefNbr} = '0000000084'

Company	Account	Sub	Vendor ID	Merchant	Amount	Description	Post Date	Emp ID	Projec
7430	594	000000	786	NAPA PARTS - SNP 0027410	12.66	SAFETY VESTS	04/16/2018	4100	-
7450	673	000000	816	CORE & MAIN LP 233	148.83	MAIN REPAIR ACCESSORIES	04/17/2018	4100	-
7430	232	001099	355	STUART C IRBY	657.91	ELECTRIC INVENTORY	04/19/2018	4100	-
7450	232	001099	816	CORE & MAIN LP 233	348.75	WATER INVENTORY	04/25/2018	4100	-
7430	593	000000	983	C M HYDRAULIC TOOL SUPP	314.17	HYDRAULIC TOOL REPAIR	04/30/2018	4100	-
7430	594	000000	983	C M HYDRAULIC TOOL SUPP	314.18	HYDRAULIC TOOL REPAIR	04/30/2018	4100	-

Total: 42,129.51

STOUGHTON UTILITIES COMMITTEE REGULAR MEETING MINUTES

Monday, May 14, 2018 – 5:00 p.m.
Stoughton, WI

Location: Edmund T. Malinowski Board Room
Stoughton Utilities Administration Office
600 South Fourth Street
Stoughton, Wisconsin, 53589

Members Present: Citizen Member Kym Ackerman, Citizen Member David Erdman, Citizen Member John Kallas, Alderperson Pat O'Connor, Mayor Tim Swadley, Alderperson Nicole Wiessinger

Excused: Alderperson Regina Hirsch

Absent: None

Others Present: Stoughton Utilities Finance Manager Jamin Friedl, CPA, Stoughton Utilities Assistant Director Brian Hoops, Stoughton Utilities Director Robert Kardasz, P.E., Stoughton Utilities Operations Specialist Martin Seffens

Call to Order: Stoughton Utilities Director Robert Kardasz called the regular Stoughton Utilities Committee Meeting to order at 5:00 p.m.

Utilities Committee Consent Agenda: Stoughton Utilities staff presented and discussed the Stoughton Utilities Committee consent agenda items. Discussion followed.

Motion by Alderperson Pat O'Connor, the motion seconded by Citizen Member John Kallas, to approve the following consent agenda items as presented: Stoughton Utilities Payments Due List Report, Draft Minutes of the April 16, 2018 Regular Utilities Committee Meeting, Stoughton Utilities March 2018 Financial Summary, Stoughton Utilities March 2018 Statistical Report, Stoughton Utilities April 2018 Activities Report, Utilities Committee Annual Calendar, Communications. The motion carried unanimously 6 to 0.

Election of the Utilities Committee Chairperson and Vice-Chairperson: Motion by Alderperson Pat O'Connor to nominate Citizen Member David Erdman to the position of Stoughton Utilities Committee Chairperson. Discussion followed. The motion carried unanimously 6 to 0.

Motion by Alderperson Pat O'Connor to nominate Citizen Member John Kallas to the position of Stoughton Utilities Committee Vice-Chairperson. Discussion followed. The motion carried unanimously 6 to 0.

Election of the Utilities Committee Liaison and Alternate Liaison to the Stoughton Common Council: Motion by Alderperson Pat O'Connor to nominate Alderperson Regina Hirsch to the position of Utilities Committee Liaison to the Stoughton Common Council. Discussion followed. The motion carried unanimously 6 to 0.

Motion by Alderperson Nicole Wiessinger to nominate Alderperson Pat O'Connor to the position of Alternate Liaison to the Stoughton Common Council. Discussion followed. The motion carried unanimously 6 to 0.

Selection of the Utilities Committee date and time: Motion by Citizen Member David Erdman, the motion seconded by Citizen Member John Kallas, to designate the monthly meeting date to remain as the Monday after the first regularly scheduled meeting of the Stoughton Common Council at 5:00 p.m. Discussion followed. The motion carried unanimously 6 to 0.

Status of the Utilities Committee recommendation(s) to the Stoughton Common Council: Stoughton Utilities staff presented and discussed the following items from the Stoughton Utilities Committee that were approved and/or placed on file by the Stoughton Common Council:

- Stoughton Utilities Payments Due List Report
- Stoughton Utilities Committee March 19, 2018 Meeting Minutes
- Stoughton Utilities February 2018 Financial Summary
- Stoughton Utilities February 2018 Statistical Report

Proposed Electric and Water Tax Stabilization Dividends: Stoughton Utilities staff presented and discussed proposed electric and water tax stabilization dividends of $27,975 and $6,261 respectively. Discussion followed. Motion by Alderperson Pat O'Connor, the motion seconded by Alderperson Nicole Wiessinger, to approve the electric and water tax-stabilization dividends as presented, and to present them to the Stoughton Common Council. The motion carried 5 to 1, with Citizen Member John Kallas voting noe.

Anticipated 2017 Fund Transfers to the City of Stoughton: Stoughton Utilities staff presented and discussed the following anticipated transfers to the City of Stoughton in 2018:

Payment in lieu of taxes	$814,931
Tax-Stabilization Dividends	$34,235
Rent: Stoughton Utilities Administration Building	$97,415
Administration Charges	$64,000
Police Department Emergency Contact Service	$9,000
Stormwater Management Fee	$7,567
Economic Development Contribution	$1,000
Total:	$1,028,148

Staff informed the committee that these transfers do not include fees for construction related permits, street opening permits, Project RoundUP donations, Commitment to Community donations, renewable energy project grants, or other applicable fees and charges. It was further explained that Stoughton Utilities pays all employment wages and overhead, insurance costs, and legal expenses, and does not receive any taxpayer funding. Discussion followed.

Stoughton Utilities goals status report: Stoughton Utilities staff presented and discussed the Stoughton Utilities goals status report. It was explained that these goals are presented to the Utilities Committee annually, and staff continues to review and revise these goals, noting both

organizational accomplishments, as well as designating new areas for growth. Discussion followed.

Customer collections status report and disconnection timeline: Stoughton Utilities staff presented and discussed a number of items related to Stoughton Utilities' collection efforts. Topics discussed included:

- The amount of current delinquencies 30 or more days past due, a comparison of these amounts to past years, and a discussion of delinquency trends and patterns;
- Historical collection practices prior to 2008;
- Collection practices put into place since 2008, including policies passed by the Utilities Committee and Common Council regarding deferred payment agreements and customer deposits, adherence to the Wisconsin Public Service Commission (PSC) administrative rules, policies regarding notification of delinquencies, partnership with the Wisconsin Department of Revenue, PSC rule tariffs regarding tenant customers, and the utilization of the property tax roll;
- The typical disconnected account has three bills outstanding, and has received service without payment for approximately 115 days;
- A summary of April's disconnection activity, including a timeline of all customer notifications provided prior to disconnection;
- A theoretical timeline for a new customer taking service on January 1 who may have been subject to disconnection in April;
- A sampling of actual anonymized payment histories for customers recently disconnected.

Discussion followed.

Commitment to Community program funding and customer return: Stoughton Utilities staff presented and discussed Stoughton Utilities' Commitment to Community program funding, including the separate funds for both energy conservation and low-income assistance. A brief history of the program and how each fund has been managed was presented.

Stoughton Utilities currently partners with the State of Wisconsin Focus on Energy Program for energy conservation funding, while also maintaining funding for locally administered energy conservation programs unique to Stoughton Utilities. Historical data from 2016, 2017, and 2018 YTD was provided showing the program's return to customers.

Stoughton Utilities currently partners with the State of Wisconsin Home Energy Assistance Program for low income assistance funding. Historical data from the past four heating seasons was provided showing the program's return to customers, and a comparison was provided to the last four heating seasons that Stoughton Utilities maintained a self-administered program.

Discussion followed.

West Substation construction status update: Stoughton Utilities staff presented and discussed the status of the ongoing construction of the new West Substation, including work done by SU's construction contractor to construct the substation structure and outbound underground distribution

lines, as well as work recently completed by American Transmission Company (ATC) to construct the incoming transmission line. Plans and construction photos were shared. Discussion followed.

Cost analysis of an overhead to underground electric system conversion: Motion by Citizen Member David Erdman, the motion seconded by Alderperson Pat O'Connor, to table this item until a future meeting when all members are present. The motion carried unanimously 6 to 0.

Invitation to attend an Orientation to WPPI Energy: Stoughton Utilities staff presented and discussed an upcoming half-day educational program about WPPI Energy and the benefits of joint action. This orientation is open to utility staff and governing officials. If a quorum of the Utilities Committee may be present, the appropriate public notice will be posted as required by law. Discussion followed.

Utilities Committee future agenda items: Cost analysis of an overhead to underground electric system conversion, annual wastewater Compliance Maintenance Annual report (CMAR).

Adjournment: Motion by Citizen Member John Kallas, the motion seconded by Alderperson Nicole Wiessinger, to adjourn the regular Stoughton Utilities Committee Meeting at 5:50 p.m. The motion carried unanimously 6 to 0.

Respectfully submitted

Brian R. Hoops
Stoughton Utilities Assistant Director

Stoughton Utilities

Financial Summary

April 2018-YTD

Highlights-Comparison to prior month

I have no concerns with the utility's financial status. The following items are meant to illustrate significant changes in the financial summary from prior periods.

Overall Summary:

- The April 2018 results are reasonable in comparison to the March 2018 and April 2017 results. Detailed analysis is provided below.

Electric Summary:

- Electric sales decreased $114,200 compared to March due to a 8% decrease in consumption and 6% decrease in peak demand
- Purchased power costs decreased $99,700 compared to March due to a 5% decrease in kWh purchased
- Operating expenses decreased $45,900 compared to March due to more labor being capitalized in April, less in conference/seminar costs and the write off of uncollectible accounts in March
- Non-operating income increased $9,800 compared to March mainly due to $8,900 in 1st quarter ATC earnings
- Unrestricted cash balances are at 4.80 months of sales (Goal is 6 months)
- ROR is 1.14% compared to 1.34% this time last year

Water Summary:

- Water sales decreased $3,600 compared to March due to a 3% decrease in consumption
- Operating expenses increased $10,300 compared to March mainly due to $4,600 in DNR required testing and $2,300 in PSC assessments
- Unrestricted cash balances are at 1.45 months of sales (Goal is 6 months)
- ROR is 0.73% compared to 1.03% this time last year
- Amounts in construction in progress to date that will be expensed at year-end:

  $ 17,400

Wastewater Summary:

- Wastewater sales decreased $6,800 compared to March due to a 4% decrease in sales consumption
- Operating expenses increased $11,900 compared to March mainly due to repairs to a lift station pump and a TDSL pump
- Unrestricted cash balances are at 10.44 months of sales (Goal is 6 months)

Submitted by:
Jamin Friedl, CPA

STOUGHTON UTILITIES
Balance Sheets
As of April 30, 2018

	Electric	Water	Wastewater	Combined
Assets				
Cash & Investments	$ 7,072,076	$ 1,254,208	$ 3,020,990	$ 11,347,274
Customer A/R	1,278,197	208,325	198,676	1,685,198
Other A/R	144,758	152	4	144,915
Other Assets	958,306	277,277	167,438	1,403,021
Plant in Service	26,271,405	15,492,155	29,538,690	71,302,250
Accumulated Depreciation	(13,627,512)	(5,247,714)	(11,276,946)	(30,152,172)
Plant in Service - CIAC	3,434,431	7,589,175	-	11,023,606
Accumulated Depreciation-CIAC	(1,729,733)	(2,109,591)	-	(3,839,324)
Construction Work in Progress	3,073,759	75,222	86,279	3,235,260
GASB 68 Deferred Outflow	457,351	157,142	173,873	788,366
Total Assets	$ 27,333,038	$ 17,696,350	$ 21,909,005	$ 66,938,394
Liabilities + Net Assets				
Accounts Payable	$ 209,350	$ 64,243	$ 45,079	$ 318,672
Payable to City of Stoughton	587,774	566,305	-	1,154,079
Interest Accrued	7,572	(368)	(2,298)	4,906
Other Liabilities	602,066	99,242	128,074	829,382
Long-Term Debt	5,138,833	2,703,378	4,568,264	12,410,475
Net Assets	20,565,354	14,185,264	17,082,128	51,832,747
GASB 68 Deferred Inflow	222,090	78,286	87,758	388,134
Total Liabilities + Net Assets	$ 27,333,038	$ 17,696,350	$ 21,909,005	$ 66,938,394

STOUGHTON UTILITIES
Year-to-Date Combined Income Statement
April 2018

	Electric	Water	Wastewater	Total
Operating Revenue:				
Sales	$ 4,527,729	$ 659,209	$ 648,858	$ 5,835,796
Other	53,802	21,521	27,775	103,099
Total Operating Revenue:	**$ 4,581,531**	**$ 680,730**	**$ 676,634**	**$ 5,938,895**
Operating Expense:				
Purchased Power	3,331,435	-	-	3,331,435
Expenses (Including Taxes)	591,264	295,417	289,455	1,176,136
PILOT	149,332	146,000	-	295,332
Depreciation	371,032	164,400	282,332	817,764
Total Operating Expense:	**$ 4,443,064**	**$ 605,817**	**$ 571,787**	**$ 5,620,667**
Operating Income	**$ 138,468**	**$ 74,913**	**$ 104,847**	**$ 318,228**
Non-Operating Income	261,837	16,412	32,996	311,245
Non-Operating Expense	(42,635)	(17,032)	(40,900)	(100,567)
Net Income	**$ 357,669**	**$ 74,294**	**$ 96,943**	**$ 528,906**

STOUGHTON UTILITIES
Year-to-Date Combined Income Statement
April 2017

	Electric	Water	Wastewater	Total
Operating Revenue:				
Sales	$ 4,425,687	$ 658,182	$ 635,459	$ 5,719,329
Other	51,796	$ 20,060	$ 26,655	98,510
Total Operating Revenue:	**$ 4,477,483**	**$ 678,242**	**$ 662,114**	**$ 5,817,838**
Operating Expense:				
Purchased Power	3,312,235	-	-	3,312,235
Expenses (Including Taxes)	538,989	285,162	312,579	1,136,730
PILOT	132,000	140,332	-	272,332
Depreciation	331,952	153,568	271,668	757,188
Total Operating Expense:	**$ 4,315,176**	**$ 579,062**	**$ 584,247**	**$ 5,478,486**
Operating Income	**$ 162,307**	**$ 99,180**	**$ 77,866**	**$ 339,353**
Non-Operating Income	261,618	27,280	39,896	328,794
Non-Operating Expense	(45,362)	(31,332)	(45,000)	(121,694)
Net Income	**$ 378,564**	**$ 95,128**	**$ 72,762**	**$ 546,454**

STOUGHTON UTILITIES
Detailed Monthly Income Statements
April 2018

ELECTRIC

	April 2018	March 2018	Change from Prior Month	April 2017
Operating Revenue:				
Sales	$ 1,003,178	$ 1,117,370	$ (114,191)	$ 1,006,944
Other	2,810	2,340	470	(6,263)
Total Operating Revenue:	**$ 1,005,988**	**$ 1,119,709**	**$ (113,721)**	**$ 1,000,681**
Operating Expense:				
Purchased Power	716,932	816,677	(99,745)	731,384
Expenses (Including Taxes)	112,215	158,141	(45,925)	159,344
PILOT	37,333	37,333	-	33,000
Depreciation	92,758	92,758	-	82,988
Total Operating Expense:	**$ 959,239**	**$ 1,104,909**	**$ (145,670)**	**$ 1,006,716**
Operating Income	**$ 46,750**	**$ 14,801**	**$ 31,949**	**$ (6,035)**
Non-Operating Income	18,001	8,162	9,839	28,474
Non-Operating Expense	(9,879)	(9,905)	26	(10,587)
Net Income	**$ 54,871**	**$ 13,057**	**$ 41,814**	**$ 11,853**

WATER

	April 2018	March 2018	Change from Prior Month	April 2017
Operating Revenue:				
Sales	$ 165,161	$ 168,799	$ (3,638)	$ 160,244
Other	5,278	5,328	(49)	5,026
Total Operating Revenue:	**$ 170,439**	**$ 174,126**	**$ (3,687)**	**$ 165,270**
Operating Expense:				
Expenses (Including Taxes)	78,838	68,573	10,265	82,434
PILOT	36,500	36,500	-	35,083
Depreciation	41,100	41,100	-	38,392
Total Operating Expense:	**$ 156,438**	**$ 146,173**	**$ 10,265**	**$ 155,909**
Operating Income	**$ 14,001**	**$ 27,953**	**$ (13,952)**	**$ 9,361**
Non-Operating Income	1,853	(1,096)	2,949	2,054
Non-Operating Expense	(4,258)	(4,258)	-	(7,833)
Net Income	**$ 11,597**	**$ 22,599**	**$ (11,002)**	**$ 3,582**

WASTEWATER

	April 2018	March 2018	Change from Prior Month	April 2017
Operating Revenue:				
Sales	$ 161,463	$ 168,229	$ (6,766)	$ 152,826
Other	7,902	6,635	1,268	10,562
Total Operating Revenue:	**$ 169,366**	**$ 174,864**	**$ (5,498)**	**$ 163,388**
Operating Expense:				
Expenses (Including Taxes)	77,846	65,908	11,938	89,241
Depreciation	70,583	70,583	-	67,917
Total Operating Expense:	**$ 148,429**	**$ 136,491**	**$ 11,938**	**$ 157,158**
Operating Income	**$ 20,937**	**$ 38,373**	**$ (17,436)**	**$ 6,229**
Non-Operating Income	2,155	142	2,013	1,270
Non-Operating Expense	(10,225)	(10,225)	-	(11,250)
Net Income	**$ 12,867**	**$ 28,290**	**$ (15,423)**	**$ (3,751)**

STOUGHTON UTILITIES

Rate of Return

Year-to-Date April 2018

	Electric	Water
Operating Income (Regulatory)	$ 138,468	$ 74,913
Average Utility Plant in Service	25,746,211	15,428,295
Average Accumulated Depreciation	(13,511,103)	(5,085,964)
Average Materials and Supplies	180,600	40,675
Average Regulatory Liability	(121,884)	(188,258)
Average Customer Advances	(132,308)	-
Average Net Rate Base	$ 12,161,515	$ 10,194,749
April 2018 Rate of Return	**1.14%**	**0.73%**
April 2017 Rate of Return	**1.34%**	**1.03%**
December 2017 Rate of Return	**6.46%**	**3.22%**
Authorized Rate of Return	**5.00%**	**5.25%**

STOUGHTON UTILITIES
Cash and Investments Summary
As of April 30, 2018

Electric		**April 2018**
Unrestricted (4.80 months sales)	$	5,431,046
Bond Reserve	$	460,722
Redemption Fund (P&I)	$	71,243
Depreciation	$	25,000
Designated	$	1,084,065
Total	**$**	**7,072,076**

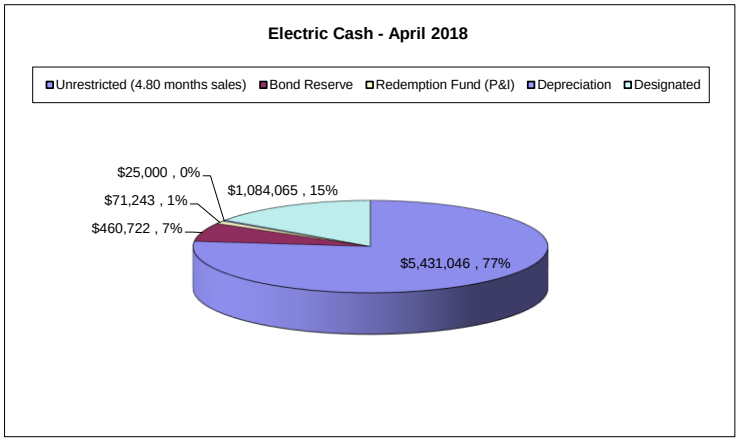

Water		**April 2018**
Unrestricted (1.45 months sales)	$	238,725
Bond Reserve	$	252,000
Redemption Fund (P&I)	$	31,632
Depreciation	$	25,000
Designated	$	706,851
Total	**$**	**1,254,208**

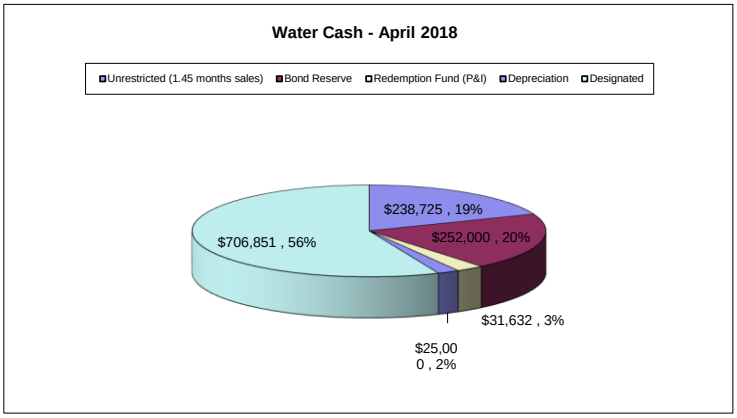

Wastewater	**April 2018**
Unrestricted (10.44 months sales)	1,693,364
DNR Replacement	1,146,154
Redemption Fund (P&I)	23,556
Depreciation	33,283
Designated	124,633
Total	**3,020,990**

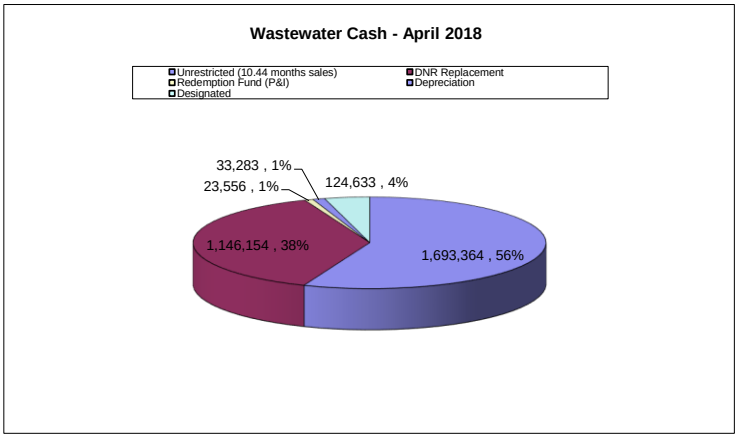

STOUGHTON UTILITIES
2018 Statistical Worksheet

Electic	Total Sales 2017 KwH	Total KwH Purchased 2017	Total Sales 2018 KwH	Total KwH Purchased 2018	Demand Peak 2017	Demand Peak 2018
January	12,379,222	12,812,545	12,609,523	13,204,183	23,662	24,195
February	10,691,419	10,759,773	11,167,697	11,394,593	21,934	22,984
March	11,785,378	11,607,813	11,302,081	11,305,664	20,399	20,886
April	9,553,672	10,048,660	10,321,192	10,759,236	18,091	19,558
May						
June						
July						
August						
September						
October						
November						
December						
TOTAL	**44,409,691**	**45,228,791**	**45,400,493**	**46,663,676**		

Water	Total Sales 2017 Gallons	Total Gallons Pumped 2017	Total Sales 2018 Gallons	Total Gallons Pumped 2018	Max Daily High 2017	Max Daily Highs 2018
January	37,110,000	43,748,000	35,560,000	44,660,000	1,629,000	1,668,000
February	34,905,000	41,145,000	33,594,000	41,438,000	1,780,000	1,711,000
March	38,893,000	40,725,000	36,877,000	40,980,000	1,542,000	1,449,000
April	33,884,000	39,290,000	35,691,000	40,572,000	2,105,000	1,583,000
May						
June						
July						
August						
September						
October						
November						
December						
TOTAL	**144,792,000**	**164,908,000**	**141,722,000**	**167,650,000**		

Wastewater	Total Sales 2017 Gallons	Total Treated Gallons 2017	Total Sales 2018 Gallons	Total Treated Gallons 2018	Precipitation 2017	Precipitation 2018
January	25,221,000	33,337,000	25,668,000	31,460,000	2.43	2.15
February	23,196,000	27,663,000	23,717,000	30,781,000	1.34	3.54
March	26,255,000	29,882,000	25,915,000	28,544,000	2.69	0.75
April	23,309,000	32,828,000	24,788,000	28,602,000	6.80	1.87
May						
June						
July						
August						
September						
October						
November						
December						
TOTAL	**97,981,000**	**123,710,000**	**100,088,000**	**119,387,000**	**13.26**	**8.31**