DRAFT STOUGHTON UTILITIES COMMITTEE REGULAR MEETING MINUTES

Monday, February 19, 2018 – 5:00 p.m.
Stoughton, WI

Location: Edmund T. Malinowski Board Room
Stoughton Utilities Administration Office
600 South Fourth Street
Stoughton, Wisconsin, 53589

Members Present: Citizen Member Kym Ackerman, Alderperson Matt Bartlett, Alderperson Michael Engelberger, Citizen Member David Erdman, Citizen Member John Kallas, Alderperson Pat O'Connor, Mayor Donna Olson

Excused: None

Absent: None

Others Present: Stoughton Utilities Wastewater System Supervisor Brian Erickson, Stoughton Utilities Finance Manager Jamin Friedl, CPA, Stoughton Utilities Assistant Director Brian Hoops, Stoughton Utilities Director Robert Kardasz, P.E.

Call to Order: Mayor Donna Olson called the Regular Stoughton Utilities Committee Meeting to order at 5:00 p.m.

Utilities Committee Consent Agenda: Stoughton Utilities staff presented and discussed the Stoughton Utilities Committee consent agenda items. Discussion followed.

Motion by Alderperson Pat O'Connor, the motion seconded by Alderperson Michael Engelberger, to approve the following consent agenda items as presented: Stoughton Utilities Payments Due List Report, Draft Minutes of the January 16, 2018 Regular Utilities Committee Meeting, Stoughton Utilities December 2017 Financial Summary, Stoughton Utilities December 2017 Statistical Report, Stoughton Utilities January 2018 Activities Report, Utilities Committee Annual Calendar, Communications. The motion carried unanimously 7 to 0.

Status of the Utilities Committee recommendation(s) to the Stoughton Common Council: Stoughton Utilities staff presented and discussed the following items from the Stoughton Utilities Committee that were approved and/or placed on file by the Stoughton Common Council:

- Stoughton Utilities Payments Due List Report
- Stoughton Utilities Committee October 16, 2017 Meeting Minutes
- Stoughton Utilities September 2017 Financial Summary
- Stoughton Utilities October 2017 Financial Summary
- Stoughton Utilities November 2017 Financial Summary
- Stoughton Utilities September 2017 Statistical Report
- Stoughton Utilities October 2017 Statistical Report
- Stoughton Utilities November 2017 Statistical Report
- Proclamation in Honor of Donald Hanson's Service to the City of Stoughton

Stoughton Utilities

Check Register Summary - Standard

Period: - As of: 2/2/2018

Check Nbr	Type	Date	Amount Paid	Vendor ID / Name	Description
Company:	**7430**				
001543	EP	1/4/2018	17,060.62	516 WELLS FARGO BANK	VO for check batch: 308030
001544	HC	1/30/2018	4,304.00	014 A T C Company - Ach	A T C Co - Jan Ach
001545	HC	1/30/2018	180.00	318 PITNEY-BOWES INC	Pitney Bowes-Purchase pwr/Pitney Bowes-Purchase pwr/Pitney Bowes-Purchase pwr/Pitney Bowes-Purchase pwr
001546	HC	1/30/2018	166.75	856 GORDON FLESCH COMPANY, INC.	Gordon Flesch-Jan Ach/Gordon Flesch-Jan Ach/Gordon Flesch-Jan Ach/Gordon Flesch-Jan Ach
001547	HC	1/30/2018	1,980.48	001 Delta Dental - Ach	Delta Dental - Jan Ach/Delta Dental - Jan Ach/Delta Dental - Jan Ach
001548	HC	1/30/2018	1,353.24	002 Employee Benefits Corp - Ach	EBC - Jan Ach/EBC - Jan Ach/EBC - Jan Ach/EBC - Jan Ach
001549	HC	1/30/2018	3,326.50	003 Alliant Energy - Ach	Alliant Energy - Jan Ach/Alliant Energy - Jan Ach/Alliant Energy - Jan Ach/Alliant Energy - Jan Ach/Alliant Energy - Jan Ach/Alliant Energy - Jan Ach
001550	HC	1/30/2018	694.87	004 Us Cellular - Ach	Us Cellular - June Ach/Us Cellular - June Ach/Us Cellular - June Ach/Us Cellular - June Ach
001551	HC	1/30/2018	417.43	547 Charter Communications-Ach	Charter Comm-Jan Ach/Charter Comm-Jan Ach/Charter Comm-Jan Ach/Charter Comm-Jan Ach
001552	HC	1/30/2018	466.87	007 TDS Metrocom - Ach	TDS Metrocom - Jan Ach/TDS Metrocom - Jan Ach/TDS Metrocom - Jan Ach/TDS Metrocom - Jan Ach
001553	HC	1/30/2018	132.47	952 AT&T	AT&T - Jan Ach/AT&T - Jan Ach
001554	HC	1/30/2018	71,945.26	025 Payroll Federal Taxes- Ach	Federal Taxes - Jan Ach/Federal Taxes - Jan Ach/Federal Taxes - Jan Ach/Federal Taxes - Jan Ach
001555	HC	1/30/2018	7,915.56	020 Wells Fargo Bank-Ach	Client Analysis - Jan Ach/Client Analysis - Jan Ach/Client Analysis - Jan Ach/Client Analysis - Jan Ach
001556	HC	1/30/2018	16,594.91	010 WI Dept. of Revenue Taxpayment-Ach	Dept of Rev - Jan Ach/Dept of Rev - Jan Ach

Stoughton Utilities

Check Register Summary - Standard

Period: - As of: 2/2/2018

Check Nbr	Type	Date	Amount Paid	Vendor ID / Name	Description
001557	HC	1/30/2018	30.52	421 FIRST DATA CHARGES	First Data - Jan Ach/First Data - Jan Ach/First Data - Jan Ach/First Data - Jan Ach
001558	HC	1/30/2018	9,095.14	008 Payroll State Taxes - Ach	State Taxes - Jan Ach/State Taxes - Jan Ach
001559	HC	1/30/2018	900,972.50	009 WPPI	WPPI-Renewable Energy/WPPI-Buy Back Solar Credit/WPPI-Shared Savings/WPPI-Large Power/WPPI-Support Services/WPPI-Support Services/WPPI-Support Services
001560	HC	1/30/2018	3,535.00	889 PITNEY BOWES INC	Pitney Bowes-Jan Ach/Pitney Bowes-Jan Ach/Pitney Bowes-Jan Ach/Pitney Bowes-Jan Ach
025369	CK	1/4/2018	6,578.08	362 UTILITY SERVICE CO., INC	Utiltiy Svcs-Qtr tower
025370	CK	1/4/2018	1,306.95	448 STRAND ASSOCIATES INC.	Strand-B & G foods/Strand-Scada/Strand-Uniroyal/Strand-Colorco n/Strand-wwtp issues
025371	CK	1/4/2018	3,420.82	781 DUNKIRK WATER POWER CO LLC	Dunkirk Dam-Dec Dunkirk
025372	CK	1/4/2018	1,743.00	927 XYLEM WATER SOLUTIONS USA INC	Xylem Water-Service Contract
025373	CK	1/10/2018	460.00	084 HARVEST FARMS, LLC	Harvest Farms-Emb Costs
025374	CK	1/10/2018	23,607.00	135 CTW CORPORATION	CTW-Pump Rebuild
025375	CK	1/10/2018	113.25	143 DIGGERS HOTLINE, INC.	Diggers Hotline-Dec Locates
025376	CK	1/10/2018	350.00	290 MID-WEST TREE & EXCAVATION, INC	Midwest-Trenching/Midwest-Trenching
025377	CK	1/10/2018	25.00	675 WI STATE LABORATORY OF HYGIENE	Lab of Hygiene-Fluoride tests
025378	CK	1/10/2018	43,145.22	131 CITY OF STOUGHTON	City Stoton-Stormwater
025379	CK	1/10/2018	6,420.00	496 A.C. ENGINEERING COMPANY	AC Eng-Sub Work
025380	CK	1/10/2018	80,058.00	892 ELECTRICAL POWER PRODUCTS, INC.	Elec Pwr-Scada panels/Elec Pwr-Scada
025381	CK	1/10/2018	1,950.00	959 G. FOX & SON, INC.	G Fox-Sewer Repairs
025382	CK	1/11/2018	176.77	133 WISCONSIN SCTF	WI SCTF-Jan A Support

Stoughton Utilities

Check Register Summary - Standard

Period: - As of: 2/2/2018

Check Nbr	Type	Date	Amount Paid	Vendor ID / Name	Description
025383	CK	1/11/2018	1,920.21	451 INSIGHT FS	Insight=Fuel/Insight=Fuel/Insight=Fuel
025384	CK	1/11/2018	66,669.00	634 COOPER POWER SYSTEMS, LLC	Cooper-N Sub Project/Cooper-N Sub Project
025385	CK	1/17/2018	52.29	034 JOSEPH & KAREN FRIES	J Fries-Customer Refund/J Fries-Customer Refund/J Fries-Customer Refund
025386	CK	1/17/2018	90.20	056 ASSOCIATED BANK	Assoc Bank-Customer Refund/Assoc Bank-Customer Refund/Assoc Bank-Customer Refund
025387	CK	1/17/2018	2,122.50	222 SCHWEITZER ENGINEERING LABORATORIES, INC.	Schweitzer-Cntrl replace/Schweitzer-Reg Controls
025388	CK	1/17/2018	44,870.00	328 CG POWER SYSTEMS USA INC.	CG Power-west sub
025389	CK	1/17/2018	78.02	474 WOODWARD COMMUNITY MEDIA	Woodward-Ads
025390	CK	1/17/2018	68,747.67	131 CITY OF STOUGHTON	City Stoton-Dec Health Prem/City Stoton-Mechanical work/City Stoton-Dec Health Prem/City Stoton-Mechanical work/City Stoton-Dec Life Ins/City Stoton-Dec Life Ins/City Stoton-Dec Aflac/City Stoton-Dec Aflac/City Stoton-Mechanical work/More...
025391	CK	1/17/2018	3,590.56	166 INKWORKS, INC.	Inkworks-Inserts/Inkworks-Office supply/Inkworks-Office Supply/Inkworks-Inserts/Inkworks-Office Supply/Inkworks-Office supply/Inkworks-Office supply/Inkworks-Office supply/Inkworks-Inserts/Inkworks-Office Supply/Inkworks-Inserts+
025392	CK	1/17/2018	118.99	400 RESCO	Resco-Supplies
025393	CK	1/17/2018	1,880.71	405 ROSENBAUM CRUSHING & EXCAV.	Rosenbaum-Dump Fees & fill
025394	CK	1/24/2018	15,192.00	596 CITIES & VILLAGES MUTUAL INS.	Cities-Auto Phys. damage ins/Citites-Boiler Mach ins/Cities-Liability ins/Cities-Liability ins/Citites-Boiler Mach ins/Cities-Auto Phys. damage ins/Cities-Auto Phys. damage ins/Citites-Boiler Mach ins/Cities-Liability ins
025395	CK	1/24/2018	255.99	324 ELECTRICAL TESTING LAB., LLC.	Elec Testing-Glove tests
025396	CK	1/24/2018	1,150.00	332 MADISON METRO SEWERAGE DIST	Madison Metro-Watershed mgmt

Stoughton Utilities

Check Register Summary - Standard

Period: - As of: 2/2/2018

Check Nbr	Type	Date	Amount Paid	Vendor ID / Name	Description
025397	CK	1/24/2018	72.00	584 VINING SPARKS IBG, L.P.	Vining Sparks-Safekeeping
025398	CK	1/24/2018	2,342.50	727 GLS UTILITY LLC	GLS Utility-Dec Locates/GLS Utility-Dec Locates/GLS Utility-Dec Locates
025399	CK	1/24/2018	20.00	756 ID-ACCESS	Id Access-Id Tags
025400	CK	1/24/2018	19,524.74	131 CITY OF STOUGHTON	City Stoton-Jan Retirement/City Stoton-Jan Retirement/City Stoton-Jan Retirement
025401	CK	1/24/2018	176.77	133 WISCONSIN SCTF	WI SCTF-Jan B Support
025402	CK	1/24/2018	1,000.00	345 EYES OF HOPE STOUGHTON, INC	Eyes of Hope-Contribution
025403	CK	1/24/2018	359.57	829 COLIN MCDERMOTT	C Mcdermott-Customer refund/C Mcdermott-Customer refund
025404	CK	1/24/2018	22.91	863 CHSS INVESTMENTS LLC	CHSS Inv-Customer Refund
025405	CK	1/31/2018	31.30	166 INKWORKS, INC.	Inkworks-Bus Cards
025406	CK	1/31/2018	110.59	400 RESCO	Resco-Supplies
025407	CK	1/31/2018	17,416.79	448 STRAND ASSOCIATES INC.	Strand-Scada/Strand-Well 4 replacement/Strand-Engineering/Strand-17 Utility const/Strand-17 Utility const/Strand-17 Utility const/Strand-Engineering/Strand-17 Utility const/Strand-Discharge review/Strand-Engineering
025408	CK	1/31/2018	6,400.00	959 G. FOX & SON, INC.	G Fox-Harding St Manhole/G Fox-Harding St Manhole
025409	CK	1/31/2018	85.85	054 KALLIE STENMAN	K Stenman-Customer Refund
025410	CK	1/31/2018	29,725.80	467 NORTH SHORE BANK	N Shore Bk-Sick Leave
025411	CK	1/31/2018	137.38	676 MARTIN WINGROVE	M Wingrove-Customer Refund
025412	CK	1/31/2018	12.67	932 MB LANDSCAPE MGMT LLC	MB Landscaping-Customer Ref
101587	VC	1/5/2018	0.00	014 A T C Company - Ach	A T C Co - Oct Ach/A T C Co - Oct Ach/A T C Co - Oct Ach/A T C Co - Oct Ach

Stoughton Utilities

Check Register Summary - Standard

Period: - As of: 2/2/2018

Check Nbr	Type	Date	Amount Paid	Vendor ID / Name	Description
101588	ZC	1/5/2018	0.00	014 A T C Company - Ach	A T C Co - Oct Ach/A T C Co - Oct Ach/ATC-void ck 101587
101589	CK	1/11/2018	184.38	181 BRIAN HOOPS	B Hoops-Meal Exp/B Hoops-Mileage
101590	CK	1/11/2018	72.00	310 HANSON PEST MANAGEMENT	Hanson-Pest Maint/Hanson-Pest Maint.
101591	CK	1/11/2018	152.00	404 JESSE MOWERY	J Mowery-Meal Exp/J Mowery-Meal Exp
101592	CK	1/11/2018	114.00	499 ROBERT KARDASZ	R Kardasz-Meal Exp
101593	CK	1/11/2018	1,668.85	648 BAKER TILLY VIRCHOW KRAUSE, LLP	Baker Tilly-Audit/Baker Tilly-Audit/Baker Tilly-Audit
101594	CK	1/11/2018	2,920.00	463 GREAT-WEST	Great West-Jan A Def Comp
101595	CK	1/11/2018	5,204.83	603 SEERA	Seera-CTC Funds
101596	CK	1/11/2018	450.00	731 NORTH SHORE BANK FSB	N Shore BK-Jan A Def Comp
101597	CK	1/11/2018	655.98	809 CINTAS CORPORATION #446	Cintas-Clothes Cleaning/Cintas-Clothes Cleaning/Cintas-Clothes Cleaning/Cintas-Clothes Cleaning/Cintas-Clothes Cleaning/Cintas-Clothes Cleaning/Cintas-Clothes Cleaning/Cintas-Clothes Cleaning/Cintas-Clothes Cleaning
101598	CK	1/11/2018	18,282.33	995 MEUW	MEUW-Member Dues/MEUW-Safety mgmt/MEUW-Safety mgmt/MEUW-Member Dues/MEUW-Safety mgmt
101599	CK	1/24/2018	2,820.00	463 GREAT-WEST	Great West-Jan B Def Comp
101600	CK	1/24/2018	450.00	731 NORTH SHORE BANK FSB	N Shore Bk-Jan B Def Comp
101601	CK	1/24/2018	484.57	809 CINTAS CORPORATION #446	Cintas-Clothes Cleaning/Cintas-Cloths cleaning/Cintas-Cloths cleaning/Cintas-Clothes Cleaning/Cintas-Cloths cleaning/Cintas-Clothes Cleaning
101602	CK	1/24/2018	786.10	852 INFOSEND, INC	Infosend-Billing & Mailing/Infosend-Billing & Mailing/Infosend-Billing & Mailing/Infosend-Billing & Mailing
		Company Total	1,527,948.26		

Date: Thursday, January 04, 2018
Time: 11:38AM
User: SGUNSOLUS

Stoughton Utilities
Posting Preview Report

Select By: {PSSPurchCard.RefNbr} = '0000000080'

Import ID: 009010 **Import # : 0000000080**

Company	Account	Sub	Vendor ID	Merchant	Amount	Description	Post Date	Emp ID	Projec
7430	143	000000	422	AMAZONPRIME MEMBERSHIP	-99.76	Automatic renewal. Cancelled Dec 19 with refund.	12/20/2017	5250	-
7460	833	000000	390	BADGER WATER	67.60	WATER FOR WW LAB	12/01/2017	8300	-
7460	833	000000	830	NCL OF WISCONSIN INC	249.90	LAB SUPPLIES	12/28/2017	8300	-
7460	833	000000	830	NCL OF WISCONSIN INC	44.95	LAB SUPPLIES	12/29/2017	8300	-
7460	833	000000	390	BADGER WATER	28.00	WATER FOR WW LAB	12/29/2017	8300	-
7430	921	000000	604	CDW GOVT #KZP4989	70.14	SCADA CONSOLE REFRESH	12/05/2017	5250	-
7450	921	000000	604	CDW GOVT #KZP4989	70.14	SCADA CONSOLE REFRESH	12/05/2017	5250	-
7430	903	000000	419	PAYFLOW/PAYPAL	50.37	CC Processing - MyAccount Online	12/05/2017	5250	-
7450	903	000000	419	PAYFLOW/PAYPAL	18.13	CC Processing - MyAccount Online	12/05/2017	5250	-
7460	840	000000	419	PAYFLOW/PAYPAL	24.18	CC Processing - MyAccount Online	12/05/2017	5250	-
7430	233	001099	419	PAYFLOW/PAYPAL	8.07	CC Processing - MyAccount Online	12/05/2017	5250	-
7430	903	000000	419	PAYFLOW/PAYPAL	33.57	CC Processing - Desktop and recurring	12/05/2017	5250	-
7450	903	000000	419	PAYFLOW/PAYPAL	12.08	CC Processing - Desktop and recurring	12/05/2017	5250	-
7460	840	000000	419	PAYFLOW/PAYPAL	16.13	CC Processing - Desktop and recurring	12/05/2017	5250	-
7430	233	001099	419	PAYFLOW/PAYPAL	5.37	CC Processing - Desktop and recurring	12/05/2017	5250	-
7430	920	000000	994	GLACIER CANYON LLC	82.00	Training Expense - Lodging - MEUW Joint Supts - BHoops	12/08/2017	5250	-
7430	920	000000	994	GLACIER CANYON LLC	82.00	Training Expense - Lodging - MEUW Joint Supts - RKardasz	12/08/2017	5250	-
7430	920	000000	994	GLACIER CANYON LLC	99.99	Training Expense - Lodging - Apprentice Graduation - MSeffens	12/08/2017	5250	-
7430	921	000000	836	MSFT E04004UX3L	30.80	HOSTED SOFTWARE - MS LYNC	12/11/2017	5250	-
7450	921	000000	836	MSFT E04004UX3L	11.20	HOSTED SOFTWARE - MS LYNC	12/11/2017	5250	-
7460	851	000000	836	MSFT E04004UX3L	14.00	HOSTED SOFTWARE - MS LYNC	12/11/2017	5250	-
7430	143	000000	422	AMAZONPRIME MEMBERSHIP	99.76	Automatic renewal. Cancelled Dec 19 with refund.	12/14/2017	5250	-
7430	921	000000	604	CDW GOVT #LDX8846	550.25	HARD DRIVES - HP SAN - HOT SPARES X2	12/20/2017	5250	-
7450	921	000000	604	CDW GOVT #LDX8846	200.09	HARD DRIVES - HP SAN - HOT SPARES X2	12/20/2017	5250	-
7460	851	000000	604	CDW GOVT #LDX8846	250.12	HARD DRIVES - HP SAN - HOT SPARES X2	12/20/2017	5250	-
7430	921	000000	994	AMAZON MKTPLACE PMTS	161.70	Hard drives - HP SAN - Cold spare x1	12/22/2017	5250	-
7450	921	000000	994	AMAZON MKTPLACE PMTS	58.80	Hard drives - HP SAN - Cold spare x1	12/22/2017	5250	-
7460	851	000000	994	AMAZON MKTPLACE PMTS	73.50	Hard drives - HP SAN - Cold spare x1	12/22/2017	5250	-
7430	370	003300	327	BORDER STATES ELECTRIC	3,960.00	12 ELECTRIC METERS	12/14/2017	5200	-
7430	926	000000	578	THE SHOE BOX	170.00	SAFETY BOOTS	12/26/2017	5200	-
7450	926	000000	578	THE SHOE BOX	204.00	SAFETY SHOES	12/12/2017	8400	-
7430	595	000000	108	ASLESON'S TRUE VALUE HDW	44.99	PAINT FOR XFRS	12/04/2017	8700	-
7430	932	000000	436	STOUGHTON LUMBER CO	60.67	BATHROOM REPAIR SUPPLIES	12/28/2017	8700	-
7450	932	000000	436	STOUGHTON LUMBER CO	22.06	BATHROOM REPAIR SUPPLIES	12/28/2017	8700	-
7460	834	000000	436	STOUGHTON LUMBER CO	27.58	BATHROOM REPAIR SUPPLIES	12/28/2017	8700	-
7450	675	000000	108	ASLESON'S TRUE VALUE HDW	12.00	CURB STOP REPAIR SUPPLIES	12/01/2017	7400	-
7450	926	000000	578	SHOE BOX	295.00	SAFETY BOOTS	12/06/2017	7400	-
7450	675	000000	148	FASTENAL COMPANY01	18.56	CUT OFF BLADES FOR GRINDER	12/08/2017	7400	-
7450	673	000000	148	FASTENAL COMPANY01	18.57	CUT OFF BLADES FOR GRINDER	12/08/2017	7400	-
7450	675	000000	108	ASLESON'S TRUE VALUE HDW	5.99	GAS FOR TORCH	12/08/2017	7400	-
7450	673	000000	108	ASLESON'S TRUE VALUE HDW	6.00	GAS FOR TORCH	12/08/2017	7400	-
7450	673	000000	550	FIRST SUPPLY LLC #2010	152.00	REPAIR CLAMPS FOR MAIN BREAKS	12/12/2017	7400	-

Date: Thursday, January 04, 2018
Time: 11:38AM
User: SGUNSOLUS

Stoughton Utilities
Posting Preview Report

Select By: {PSSPurchCard.RefNbr} = '0000000080'

Company	Account	Sub	Vendor ID	Merchant	Amount	Description	Post Date	Emp ID	Projec
7450	675	000000	626	663 STOUGHTON BUMPER TO B	1.29	GAS LINE FOR JUMPING JACK	12/13/2017	7400	-
7450	932	000000	148	FASTENAL COMPANY01	4.59	PAINT BRUSHES	12/27/2017	7400	-
7460	831	000000	108	ASLESON'S TRUE VALUE HDW	14.27	PARTS FOR MINI CAMERA	12/08/2017	8710	-
7460	833	000000	994	TRACTOR SUPPLY #2236	19.99	FINAL CLARIFIER HEAT LAMP PARTS	12/21/2017	8710	-
7460	833	000000	148	FASTENAL COMPANY01	9.81	BEARINGS FOR RAS PUMP	12/22/2017	8710	-
7460	828	000000	626	663 STOUGHTON BUMPER TO B	26.17	WIPER BLADES/OTHER MISC	12/29/2017	8710	-
7460	833	000000	550	FIRST SUPPLY WFPG MAD	37.37	PVC PIPE	12/04/2017	8200	-
7460	833	000000	748	SHERWIN WILLIAMS 703833	140.15	PAINT SUPPLIES FOR TREATMENT PLANT	12/05/2017	8200	-
7460	832	000000	207	LW ALLEN	305.24	EASTWOOD REPAIRS	12/08/2017	8200	-
7460	833	000000	994	GALCO INDUSTRIAL ELECTRO	109.15	RELAY SWITCH/PRIMARY PUMP	12/08/2017	8200	-
7460	831	000000	674	NORTHERN SEWER EQUIP	333.00	TELEVISING EQUIP PARTS	12/19/2017	8200	-
7460	831	000000	674	NORTHERN SEWER EQUIP	434.80	TELEVISING EQUIP PARTS	12/19/2017	8200	-
7460	831	000000	674	NORTHERN SEWER EQUIP	614.10	TELEVISING EQUIP PARTS	12/26/2017	8200	-
7430	920	000000	994	FREDPRYOR CAREERTRACK	81.95	Training Expense - Registration - Dealing with Difficult People	12/22/2017	3670	-
7450	920	000000	994	FREDPRYOR CAREERTRACK	29.80	Training Expense - Registration - Dealing with Difficult People	12/22/2017	3670	-
7460	850	000000	994	FREDPRYOR CAREERTRACK	37.25	Training Expense - Registration - Dealing with Difficult People	12/22/2017	3670	-
7430	143	000000	994	LITURGICAL PUB 8009509952	395.00	MARKETING - STOUGHTON SENIOR CENTER NEWSLETTER - ANNUAL -	12/01/2017	3680	-
7430	920	000000	994	DIAMONDS DIRECT-CLVR MINI	296.25	GIFT - DHANSON RETIREMENT	12/07/2017	3680	-
7450	642	000000	824	UPS 1ZG194WT0322397016	9.40	SHIPPING OF WATER SAMPLES	12/11/2017	3680	-
7430	921	000000	352	STAPLS7188226414000001	20.94	GENERAL OFFICE SUPPLIES	12/11/2017	3680	-
7450	921	000000	352	STAPLS7188226414000001	7.54	GENERAL OFFICE SUPPLIES	12/11/2017	3680	-
7460	851	000000	352	STAPLS7188226414000001	10.05	GENERAL OFFICE SUPPLIES	12/11/2017	3680	-
7430	233	001099	352	STAPLS7188226414000001	3.36	GENERAL OFFICE SUPPLIES	12/11/2017	3680	-
7430	921	000000	994	AMAZON MKTPLACE PMTS	13.92	General kitchen and meeting supplies	12/11/2017	3680	-
7450	921	000000	994	AMAZON MKTPLACE PMTS	5.06	General kitchen and meeting supplies	12/11/2017	3680	-
7460	851	000000	994	AMAZON MKTPLACE PMTS	6.34	General kitchen and meeting supplies	12/11/2017	3680	-
7430	920	000000	445	TLF STOUGHTON FLORAL	34.78	Gift - HJohnson funeral	12/11/2017	3680	-
7450	920	000000	445	TLF STOUGHTON FLORAL	12.65	Gift - HJohnson funeral	12/11/2017	3680	-
7460	850	000000	445	TLF STOUGHTON FLORAL	15.82	Gift - HJohnson funeral	12/11/2017	3680	-
7430	921	000000	507	WAL-MART #1176	2.18	General kitchen and meeting supplies	12/12/2017	3680	-
7450	921	000000	507	WAL-MART #1176	0.79	General kitchen and meeting supplies	12/12/2017	3680	-
7460	851	000000	507	WAL-MART #1176	1.01	General kitchen and meeting supplies	12/12/2017	3680	-
7430	920	000000	439	AMER PUBLIC POWER ASSO	49.50	Training expense - Registration - Value of public utilities webinar	12/13/2017	3680	-
7450	920	000000	439	AMER PUBLIC POWER ASSO	17.82	Training expense - Registration - Value of public utilities webinar	12/13/2017	3680	-
7460	850	000000	439	AMER PUBLIC POWER ASSO	23.76	Training expense - Registration - Value of public utilities webinar	12/13/2017	3680	-
7430	233	001099	439	AMER PUBLIC POWER ASSO	7.92	Training expense - Registration - Value of public utilities webinar	12/13/2017	3680	-
7430	920	000000	445	TLF STOUGHTON FLORAL	30.22	Gift - DGlynn promotion	12/15/2017	3680	-
7450	920	000000	445	TLF STOUGHTON FLORAL	10.99	Gift - DGlynn promotion	12/15/2017	3680	-
7460	850	000000	445	TLF STOUGHTON FLORAL	13.74	Gift - DGlynn promotion	12/15/2017	3680	-
7450	642	000000	824	UPS 1ZG194WT0333861627	9.40	SHIPPING OF WATER SAMPLES	12/18/2017	3680	-
7450	642	000000	824	UPS 1ZG194WT0321044247	9.40	SHIPPING OF WATER SAMPLES	12/22/2017	3680	-
7450	642	000000	824	UPS 1ZG194WT0328956035	9.40	SHIPPING OF WATER SAMPLES	12/22/2017	3680	-
7430	920	000000	994	VIKING BREW PUB	73.66	SU HOLIDAY PARTY - FOOD	12/26/2017	3680	-
7450	920	000000	994	VIKING BREW PUB	26.78	SU HOLIDAY PARTY - FOOD	12/26/2017	3680	-

Date: Thursday, January 04, 2018
Time: 11:38AM
User: SGUNSOLUS

Stoughton Utilities
Posting Preview Report

Select By: {PSSPurchCard.RefNbr} = '0000000080'

Company	Account	Sub	Vendor ID	Merchant	Amount	Description	Post Date	Emp ID	Projec
7460	850	000000	994	VIKING BREW PUB	33.50	SU HOLIDAY PARTY - FOOD	12/26/2017	3680	-
7430	143	000000	994	VIKING BREW PUB	193.50	HOLIDAY PARTY - FUNDED/REIMBURSED BY OTHERS	12/26/2017	3680	-
7430	593	000000	894	HAMPTON INN - EAU CLAI	222.50	HOTEL FOR SCHOOL	12/06/2017	5296	-
7430	594	000000	894	HAMPTON INN - EAU CLAI	222.50	HOTEL FOR SCHOOL	12/06/2017	5296	-
7430	593	000000	601	FOSDAL BAKERY LLC	15.75	SAFETY SCHOOL	12/20/2017	5296	-
7430	594	000000	601	FOSDAL BAKERY LLC	15.75	SAFETY SCHOOL	12/20/2017	5296	-
7430	593	000000	108	ASLESON'S TRUE VALUE HDW	8.49	MISC.	12/04/2017	6930	-
7430	933	000000	317	CENEX D M SERV07083686	34.00	MISC.	12/29/2017	6930	-
7430	934	000000	317	CENEX D M SERV07083686	32.00	PROPANE FOR FORK LIFT	12/07/2017	5275	-
7430	934	000000	317	CENEX D M SERV07083686	32.00	PROPANE FOR FORK LIFT	12/20/2017	5275	-
7430	933	000000	108	ASLESON'S TRUE VALUE HDW	8.94	ELECTRIC TRUCK KEYS	12/20/2017	5275	-
7450	107.14	000000	354	HYDRO DESIGNS	1,000.00	CROSS CONNECTION INSPECTIONS	12/01/2017	4000	170901XX - 1
7430	143	000000	309	HAWKINS INC	1,717.81	INVOICE PAID TWICE	12/04/2017	4000	-
7430	934	000000	994	CAPITAL EQUIPMENT	69.00	FORK LIFT MAINT	12/13/2017	4000	-
7430	932	000000	331	MONONA PLUMBING	82.50	FIRE SYSTEM INSPECTION	12/15/2017	4000	-
7450	932	000000	331	MONONA PLUMBING	30.00	FIRE SYSTEM INSPECTION	12/15/2017	4000	-
7460	834	000000	331	MONONA PLUMBING	37.50	FIRE SYSTEM INSPECTION	12/15/2017	4000	-
7430	932	000000	322	IN SUNDANCE BIOCLEAN, IN	280.50	ADMIN BLDG CLEANING	12/19/2017	4000	-
7450	932	000000	322	IN SUNDANCE BIOCLEAN, IN	102.00	ADMIN BLDG CLEANING	12/19/2017	4000	-
7460	834	000000	322	IN SUNDANCE BIOCLEAN, IN	127.50	ADMIN BLDG CLEANING	12/19/2017	4000	-
7430	933	000000	626	663 STOUGHTON BUMPER TO B	95.84	AUTO SUPPLIES	12/13/2017	6940	-
7430	933	000000	626	663 STOUGHTON BUMPER TO B	30.67	AUTO SUPPLIES	12/14/2017	6940	-
7430	933	000000	994	DIESEL FORWARD INC	89.16	AUTO SUPPLIES	12/14/2017	6940	-
7430	593	000000	355	STUART C IRBY	13.15	SHIPPING CHARGES	12/04/2017	4100	-
7430	593	000000	355	STUART C IRBY	103.30	MISC MATERIALS	12/06/2017	4100	-
7430	593	000000	355	STUART C IRBY	6.94	SHIPPING CHARGES	12/06/2017	4100	-
7430	593	000000	994	VERONA SAFETY SUPPLY	78.10	GLOVES	12/06/2017	4100	-
7430	594	000000	994	VERONA SAFETY SUPPLY	78.10	GLOVES	12/06/2017	4100	-
7450	673	000000	816	CORE & MAIN LP 233	362.50	LOCATOR	12/13/2017	4100	-
7450	675	000000	816	CORE & MAIN LP 233	362.50	LOCATOR	12/13/2017	4100	-
7430	595	000000	327	BORDER STATES ELECTRIC	263.06	XFR ARRESTOR	12/14/2017	4100	-
7430	593	000000	786	NAPA PARTS - SNP 0027410	24.60	SAFETY GLASSES	12/15/2017	4100	-
7430	594	000000	786	NAPA PARTS - SNP 0027410	24.60	SAFETY GLASSES	12/15/2017	4100	-
7430	593	000000	115	HOMEDEPOT.COM	142.44	LABEL MAKER	12/15/2017	4100	-
7430	594	000000	115	HOMEDEPOT.COM	142.44	LABEL MAKER	12/15/2017	4100	-
7430	593	000000	994	DECKER SUPPLY INC	104.24	SAFETY MATERIALS	12/19/2017	4100	-
7430	594	000000	994	DECKER SUPPLY INC	104.25	SAFETY MATERIALS	12/19/2017	4100	-
7430	920	000000	994	DOJ EPAY RECORDS CHECK	7.00	DOT BACKGROUND CHECK	12/20/2017	4100	-
7430	593	000000	786	NAPA PARTS - JVL 0027108	67.44	SAFTEY SUPPLIES	12/29/2017	4100	-
7430	594	000000	786	NAPA PARTS - JVL 0027108	67.44	SAFETY SUPPLIES	12/29/2017	4100	-

Total: 17,060.62

Stoughton Utilities

Financial Summary

December 2017-YTD

Highlights-Comparison to prior year

I have no concerns with the utility's financial status. The following items are meant to illustrate significant changes in the financial summary from prior periods.

Financial results are as expected for the year ended December 31, 2017.

Electric Summary:

- Electric sales increased by $123,100 or .87% in 2017 mainly due to a 1.71% increase in rates effective April 1, 2017 which was offset by a 1.32% decrease in consumption
- Other Operating Revenue remained relatively stable compared to 2016
- Operating Expenses decreased $32,300 compared to 2016 mainly due to a decrease in purchased power costs offset by increases in O&M, PILOT and Depreciation
- Non-operating income decreased by $476,600 in 2016 mainly due to the Kettle Park West Phase I project in 2016
- Non-operating expenses decreased by $144,000 mainly due to debt issuance costs incurred during 2016 and a decrease in interest expense in 2017
- The estimated 2017 Rate of Return was 6.47% compared to 4.95% in 2016

Water Summary:

- Water Sales increased by $76,000 or 3.88% in 2017 mainly due to a 13% increase in rates effective May 1, 2016 which was offset by a 1.62% decrease in consumption
- Other Operating Revenue remained relatively stable compared to 2016
- Operating Expenses increased $86,600 compared to 2016 as follows:

- O&M	$	37,588
- PILOT	$	32,450
- Depreciation	$	16,516

- Non-operating income decreased by $739,400 in 2016 mainly due to the Kettle Park West Phase I project in 2016
- Non-operating expenses decreased by $68,300 mainly due to debt issuance costs incurred during 2016 and a decrease in interest expense in 2017
- The estimated 2017 Rate of Return was 3.23% compared to 3.46% in 2016

Wastewater Summary:

- Wastewater Sales decreased by $26,300 or 1.31% in 2017 mainly due to a 1.53% decrease in consumption
- Other Operating Revenue increased $41,600 compared to 2016 due to an increase in surcharge revenue
- Operating Expenses decreased $7,300 compared to 2016 as follows:

- O&M	$	(7,641)
- Depreciation	$	14,954

- Non-operating income decreased by $591,700 in 2016 mainly due to the Kettle Park West Phase I and Nordic Ridge Phase I projects in 2016
- Non-operating expenses decreased by $12,700 mainly due to a decrease in interest expense in 2017

Submitted by:
Jamin Friedl, CPA

STOUGHTON UTILITIES
Balance Sheets
As of December 31, 2017

	Electric	Water	Wastewater	Combined
Assets				
Cash & Investments	$ 8,651,335	$ 1,110,285	$ 2,987,713	$ 12,749,334
Customer A/R	1,520,616	216,487	210,313	1,947,416
Other A/R	122,647	5,356	8,865	136,868
Other Assets	981,079	504,433	318,726	1,804,237
Plant in Service	26,277,682	15,471,439	29,532,551	71,281,671
Accumulated Depreciation	(13,724,774)	(5,081,214)	(10,994,875)	(29,800,864)
Plant in Service - CIAC	3,431,532	7,589,175	-	11,020,708
Accumulated Depreciation-CIAC	(1,729,733)	(2,109,591)	-	(3,839,324)
Construction Work in Progress	2,358,222	5,693	59,092	2,423,007
GASB 68 Deferred Outflow	457,351	157,142	173,873	788,366
Total Assets	$ 28,345,956	$ 17,869,204	$ 22,296,259	$ 68,511,419
Liabilities + Net Assets				
Accounts Payable	$ 1,217,493	$ 41,094	$ 15,518	$ 1,274,105
Payable to City of Stoughton	459,897	446,538	20,147	926,582
Interest Accrued	31,928	9,783	22,321	64,032
Other Liabilities	463,276	109,740	138,362	711,377
Long-Term Debt	5,748,833	3,072,793	5,026,967	13,848,593
Net Assets	20,202,440	14,110,971	16,985,186	51,298,596
GASB 68 Deferred Inflow	222,090	78,286	87,758	388,134
Total Liabilities + Net Assets	$ 28,345,956	$ 17,869,204	$ 22,296,259	$ 68,511,419

STOUGHTON UTILITIES

Year-to-Date Combined Income Statement

Year Ended December 31, 2017

	Electric	Water	Wastewater	Total
Operating Revenue:				
Sales	$ 15,139,511	$ 2,036,132	$ 1,976,907	$ 19,152,550
Other	111,513	35,096	74,406	221,014
Total Operating Revenue:	**$ 15,251,024**	**$ 2,071,228**	**$ 2,051,312**	**$ 19,373,564**
Operating Expense:				
Purchased Power	11,501,767	-	-	11,501,767
Expenses (Including Taxes)	1,755,655	1,049,771	1,012,657	3,818,084
PILOT	394,626	420,305	-	814,931
Depreciation	1,019,024	444,601	811,239	2,274,864
Total Operating Expense:	**$ 14,671,072**	**$ 1,914,677**	**$ 1,823,896**	**$ 18,409,646**
Operating Income	**$ 579,951**	**$ 156,551**	**$ 227,416**	**$ 963,918**
Non-Operating Income	210,194	258,344	257,666	726,204
Non-Operating Expense	(128,449)	(57,287)	(134,977)	(320,714)
Net Income	**$ 661,696**	**$ 357,607**	**$ 350,106**	**$ 1,369,408**

STOUGHTON UTILITIES
Comparative Annual Income Statements
Year Ended December 31, 2017 and 2016

ELECTRIC

	Calendar Year 2017	Calendar Year 2016	Change
Operating Revenue:			
Sales	$ 15,139,511	$ 15,016,370	$ 123,141
Other	111,513	99,834	11,679
Total Operating Revenue:	**$ 15,251,024**	**$ 15,116,204**	**$ 134,819**
Operating Expense:			
Purchased Power	11,501,767	11,588,139	(86,372)
Expenses (Including Taxes)	1,755,655	1,741,467	14,188
PILOT	394,626	376,785	17,841
Depreciation	1,019,024	996,954	22,070
Total Operating Expense:	**$ 14,671,072**	**$ 14,703,345**	**$ (32,273)**
Operating Income	**$ 579,951**	**$ 412,859**	**$ 167,092**
Non-Operating Income	210,194	686,834	(476,640)
Non-Operating Expense	(128,449)	(272,427)	143,978
Net Income	**$ 661,696**	**$ 827,266**	**$ (165,571)**

WATER

	Calendar Year 2017	Calendar Year 2016	Change
Operating Revenue:			
Sales	$ 2,036,132	$ 1,960,134	$ 75,999
Other	35,096	40,422	(5,326)
Total Operating Revenue:	**$ 2,071,228**	**$ 2,000,556**	**$ 70,672**
Operating Expense:			
Expenses (Including Taxes)	1,049,771	1,012,183	37,588
PILOT	420,305	387,855	32,450
Depreciation	444,601	428,084	16,516
Total Operating Expense:	**$ 1,914,677**	**$ 1,828,123**	**$ 86,554**
Operating Income	**$ 156,551**	**$ 172,433**	**$ (15,882)**
Non-Operating Income	258,344	997,771	(739,428)
Non-Operating Expense	(57,287)	(125,554)	68,266
Net Income	**$ 357,607**	**$ 1,044,651**	**$ (687,044)**

WASTEWATER

	Calendar Year 2017	Calendar Year 2016	Change
Operating Revenue:			
Sales	$ 1,976,907	$ 2,003,235	$ (26,329)
Other	74,406	32,767	41,638
Total Operating Revenue:	**$ 2,051,312**	**$ 2,036,003**	**$ 15,310**
Operating Expense:			
Expenses (Including Taxes)	1,012,657	1,020,298	(7,641)
Depreciation	811,239	796,285	14,954
Total Operating Expense:	**$ 1,823,896**	**$ 1,816,583**	**$ 7,313**
Operating Income	**$ 227,416**	**$ 219,420**	**$ 7,996**
Non-Operating Income	257,666	849,323	(591,657)
Non-Operating Expense	(134,977)	(147,663)	12,686
Net Income	**$ 350,106**	**$ 921,080**	**$ (570,974)**

STOUGHTON UTILITIES

Rate of Return

Year-to-Date December 2017

	Electric	Water
Operating Income (Regulatory)	$ 786,447	$ 320,157
Average Utility Plant in Service	25,356,009	14,982,699
Average Accumulated Depreciation	(13,184,296)	(4,893,450)
Average Materials and Supplies	158,396	37,607
Average Regulatory Liability	(144,044)	(222,486)
Average Customer Advances	(27,891)	-
Average Net Rate Base	$ 12,158,175	$ 9,904,370
Actual Rate of Return	**6.47%**	**3.23%**
Authorized Rate of Return	**5.10%**	**5.25%**
2016 Rate of Return	**4.95%**	**3.46%**

STOUGHTON UTILITIES
Cash and Investments Summary
As of December 31, 2017

Electric	**December 2017**
Unrestricted (5.92 months O&M)	6,786,544
Bond Reserve	649,338
Redemption Fund (P&I)	503,126
Designated	712,327
Total	**8,651,335**

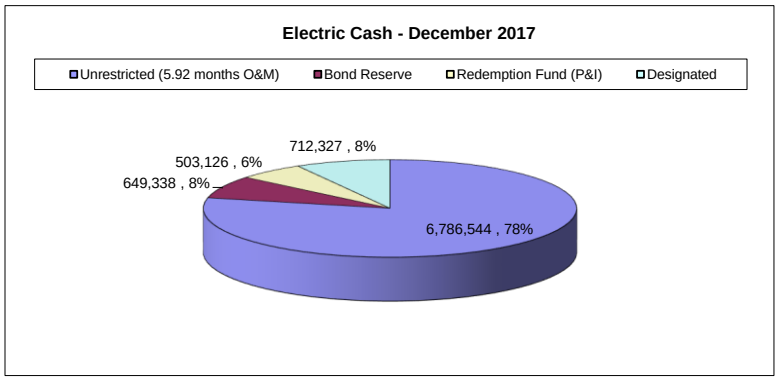

Water	**December 2017**
Unrestricted (3.41 months O&M)	292,436
Bond Reserve	244,677
Redemption Fund (P&I)	262,397
Designated	310,775
Total	**1,110,285**

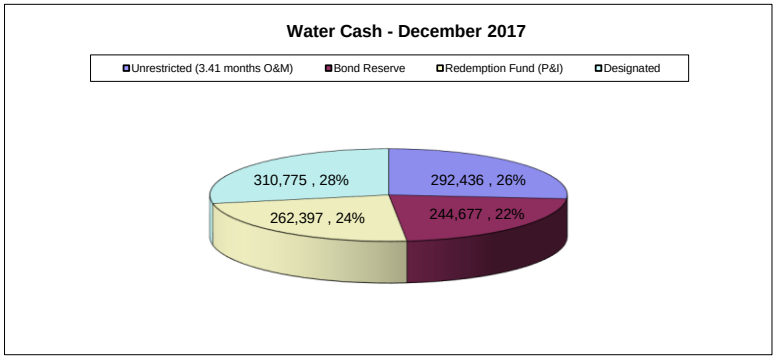

Wastewater	**December 2017**
Unrestricted (8.95 months O&M)	1,349,804
DNR Replacement	1,146,396
Redemption Fund (P&I)	333,597
Designated	157,916
Total	**2,987,713**

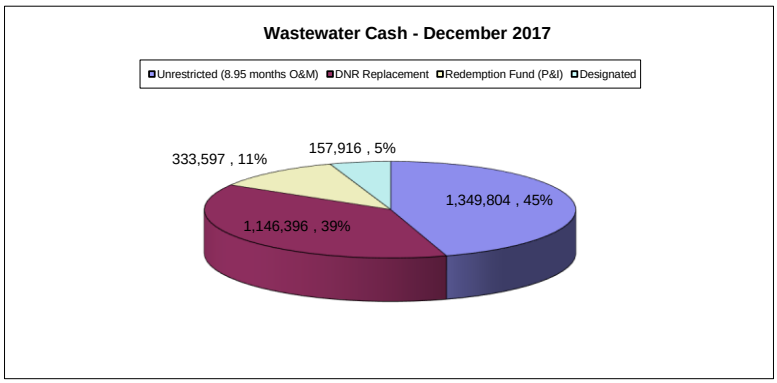

STOUGHTON UTILITIES
2017 Statistical Worksheet

Electic	Total Sales 2016 KwH	Total KwH Purchased 2016	Total Sales 2017 KwH	Total KwH Purchased 2017	Demand Peak 2016	Demand Peak 2017
January	12,434,016	12,616,291	12,379,222	12,812,545	23,731	23,662
February	11,135,691	11,327,318	10,691,419	10,759,773	21,504	21,934
March	10,581,639	10,809,478	11,785,378	11,607,813	20,668	20,399
April	9,868,197	10,133,681	9,553,672	10,048,660	18,242	18,091
May	10,526,624	10,568,931	10,496,558	10,622,971	20,689	21,934
June	12,461,104	12,841,397	12,732,532	12,662,125	29,731	32,720
July	13,984,983	14,358,016	13,227,532	13,912,583	32,378	30,828
August	14,391,132	14,795,716	12,322,240	12,624,031	32,246	28,159
September	11,540,407	11,943,908	11,483,233	11,758,812	29,604	30,090
October	10,639,943	10,889,183	10,827,374	11,031,229	20,386	21,423
November	10,599,512	10,805,303	10,909,098	11,106,960	20,685	20,487
December	12,721,333	12,711,905	12,614,808	12,493,305	24,559	22,816
TOTAL	**140,884,581**	**143,801,127**	**139,023,066**	**141,440,807**		

Water	Total Sales 2016 Gallons	Total Gallons Pumped 2016	Total Sales 2017 Gallons	Total Gallons Pumped 2017	Max Daily High 2016	Max Daily Highs 2017
January	38,657,000	42,976,000	37,110,000	43,748,000	1,642,000	1,629,000
February	37,426,000	40,703,000	34,905,000	41,145,000	1,877,000	1,780,000
March	38,688,000	42,714,000	38,893,000	40,725,000	1,745,000	1,542,000
April	36,824,000	40,784,000	33,884,000	39,290,000	1,618,000	2,105,000
May	40,240,000	43,744,000	38,370,000	41,634,000	1,754,000	1,732,000
June	41,868,000	49,688,000	41,534,000	46,477,000	2,310,000	1,876,000
July	41,277,000	52,189,000	37,083,000	43,980,000	2,216,000	2,057,000
August	41,673,000	46,456,000	42,414,000	45,656,000	1,900,000	1,839,000
September	39,450,000	43,768,000	41,685,000	45,250,000	1,769,000	1,849,000
October	39,856,000	44,027,000	43,903,000	48,156,000	1,658,000	1,950,000
November	38,473,000	43,472,000	36,949,000	40,842,000	1,762,000	1,579,000
December	36,550,000	42,207,000	36,626,000	42,082,000	1,720,000	1,582,000
TOTAL	**470,982,000**	**532,728,000**	**463,356,000**	**518,985,000**		

Wastewater	Total Sales 2016 Gallons	Total Treated Gallons 2016	Total Sales 2017 Gallons	Total Treated Gallons 2017	Precipitation 2016	Precipitation 2017
January	26,559,000	29,125,000	25,221,000	33,337,000	0.55	2.43
February	23,957,000	26,577,000	23,196,000	27,663,000	0.64	1.34
March	25,438,000	30,379,000	26,255,000	29,882,000	4.07	2.69
April	25,232,000	30,654,000	23,309,000	32,828,000	1.96	6.80
May	27,412,000	30,376,000	26,366,000	34,190,000	3.04	3.62
June	26,768,000	29,147,000	28,445,000	34,688,000	5.64	7.55
July	27,893,000	31,955,000	25,129,000	40,536,000	4.77	6.60
August	26,931,000	32,189,000	26,215,000	36,658,000	5.80	3.99
September	25,044,000	31,080,000	26,103,000	31,442,000	4.34	0.77
October	25,965,000	31,129,000	25,768,000	31,884,000	3.72	4.82
November	24,467,000	29,212,000	24,326,000	28,080,000	2.80	1.16
December	26,060,000	29,725,000	26,635,000	28,536,000	1.99	0.67
TOTAL	**311,726,000**	**361,548,000**	**306,968,000**	**389,724,000**	**39.32**	**42.44**