DRAFT STOUGHTON UTILITIES COMMITTEE REGULAR MEETING MINUTES

Monday, October 19, 2020 – 5:30 p.m.
Stoughton, WI

Location: Online Attendance: GoToMeeting ID 180-548-901.

Members Present: Citizen Member David Erdman (Chair), Alderperson Ben Heili (Vice-Chair), Alderperson Regina Hirsch, Alderperson Greg Jenson, Citizen Member John Kallas, Mayor Tim Swadley, Citizen Member Dustin Thoren

Excused: None

Absent: None

Others Present: Stoughton Director of Finance & Comptroller Jamin Friedl, Stoughton Utilities Assistant Director Brian Hoops, Stoughton Utilities Director Jill Weiss

Call to Order: Utilities Committee Chairperson David Erdman called the regular Stoughton Utilities Committee Meeting to order at 5:30 p.m.

Utilities Committee Consent Agenda: Stoughton Utilities staff presented and discussed the Stoughton Utilities Committee consent agenda items.

Motion by Jenson, the motion seconded by Kallas, to approve the following consent agenda items as presented:

a. Draft Minutes of the August 17, 2020 Regular Utilities Committee Meeting
b. Stoughton Utilities August Payments Due List Report
c. Stoughton Utilities September Payments Due List Report
d. Stoughton Utilities July Financial Summary
e. Stoughton Utilities August Financial Summary
f. Stoughton Utilities July Statistical Report
g. Stoughton Utilities August Statistical Report
h. Stoughton Utilities August Activities Report
i. Stoughton Utilities September Activities Report
j. Communications

The motion carried unanimously 7 to 0.

Status of the Utilities Committee recommendation(s) to the Stoughton Common Council: Stoughton Utilities staff presented and discussed the following items from the Stoughton Utilities Committee that were approved and/or placed on file by the Stoughton Common Council:

Consent Agenda:

1. Draft Minutes of the July 20, 2020 Regular Utilities Committee Meeting
2. Stoughton Utilities July Payments Due List Report
3. Stoughton Utilities June Financial Summary
4. Stoughton Utilities June Statistical Report

DRAFT

DRAFT STOUGHTON UTILITIES COMMITTEE REGULAR MEETING MINUTES

Monday, August 17, 2020 – 5:30 p.m.
Stoughton, WI

Location: Online Attendance: GoToMeeting ID 767-773-013.

Members Present: Citizen Member David Erdman (Chair), Alderperson Ben Heili (Vice-Chair), Alderperson Regina Hirsch, Citizen Member John Kallas, Mayor Tim Swadley, Citizen Member Dustin Thoren

Excused: None

Absent: Alderperson Greg Jenson

Others Present: Stoughton Director of Finance & Comptroller Jamin Friedl, Stoughton Utilities Assistant Director Brian Hoops, Stoughton Utilities Director Jill Weiss

Call to Order: Utilities Committee Chairperson David Erdman called the regular Stoughton Utilities Committee Meeting to order at 5:30 p.m.

Utilities Committee Consent Agenda: Stoughton Utilities staff presented and discussed the Stoughton Utilities Committee consent agenda items.

Motion by Hirsch, the motion seconded by Kallas, to approve the following consent agenda items as presented:

a. Draft Minutes of the July 20, 2020 Regular Utilities Committee Meeting
b. Stoughton Utilities July Payments Due List Report
c. Stoughton Utilities June Financial Summary
d. Stoughton Utilities June Statistical Report
e. Stoughton Utilities July Activities Report
f. Communications

The motion carried unanimously 6 to 0.

Status of the Utilities Committee recommendation(s) to the Stoughton Common Council: Stoughton Utilities staff presented and discussed the following items from the Stoughton Utilities Committee that were approved and/or placed on file by the Stoughton Common Council:

Consent Agenda:

1. Draft Minutes of the June 15, 2020 Regular Utilities Committee Meeting
2. Stoughton Utilities June Payments Due List Report
3. Stoughton Utilities May Financial Summary
4. Stoughton Utilities May Statistical Report

Business:

1. Award of the Telecommunications Make-Ready Work Contract to Hooper Corporation

Discussion followed.

Wastewater 2019 Compliance Maintenance Annual Report (CMAR): Stoughton Utilities staff presented and discussed the 2019 CMAR. Staff informed the committee that annual submittal of an electronic CMAR form (eCMAR) is required to be completed no later than June 30, however the 2020 submission date was extended to August 31, 2020 due to the ongoing COVID-19 public health crisis. Staff further informed the committee that there were no concerns noted in the CMAR. Discussion followed.

Motion by Hirsch, the motion seconded by Thoren, to approve the 2019 Compliance Maintenance Annual Report and recommend the approval and adoption of the corresponding resolution to the Stoughton Common Council on August 25, 2020. The motion carried unanimously 6 to 0.

Naming the Stoughton Utilities Director and/or the Stoughton Director of Finance/Comptroller as Authorized Representatives to File Applications for Financial Assistance from the State of Wisconsin Environmental Improvement Fund: Stoughton Utilities staff presented and discussed the requirement of any application for funding assistance from the State of Wisconsin Environmental Improvement Fund to designate a representative for filing financial assistance applications. As part of its Lead Service Line (LSL) Replacement Program, Stoughton Utilities currently plans to apply for funding assistance from the State of Wisconsin Environmental Improvement Fund. This funding will provide assistance to private property owners for the replacement of their privately-owned lead service line. Discussion followed.

Motion by Heili, the motion seconded by Kallas, to approve that the Stoughton Utilities Director and/or the Stoughton Director of Finance/Comptroller be named as Authorized Representatives to file applications for financial assistance from the State of Wisconsin Environmental Improvement Fund, and be further authorized and empowered to do all things necessary in connection with any applications for financial assistance, and recommend the approval and adoption of the corresponding resolution to the Stoughton Common Council on August 25, 2020. The motion carried unanimously 6 to 0.

Program Summary: Stoughton Utilities COVID-19 Community Recharge Incentive: Stoughton Utilities staff presented and discussed the recently concluded Community Recharge incentive program offered to Stoughton Utilities customers in partnership with the Stoughton Chamber of Commerce.

Staff informed the committee that program funds were exhausted on August 5, 2020, well ahead of schedule, and in the 30 days following the first promotions of the program, 347 customers purchased a total of 639 Chamber Bucks Certificates. Stoughton Utilities matched these purchases, and as a grand total, this program resulted in 1,378 Chamber Bucks certificates totaling $36,166 being printed to be spent at local Stoughton businesses.

Staff further informed the committee that customer feedback was very positive, with information about the program and its benefits being shared on social media by numerous customers and local small businesses, and a sampling of customer feedback was presented. Discussion followed.

Customer Collections Status Report: Stoughton Utilities staff presented and discussed an update on the current status of customer collections as a result of the COVID-19 public health crisis and recent actions taken by the Public Service Commission of Wisconsin (PSCW).

Staff informed the committee that the PSCW recently voted to extend the electric and water service disconnection moratorium until September 1, 2020, resulting in adjustments having to be made to SU's collection schedule that had been previously presented to the committee. Service disconnections will resume on September 2, delayed

from the previously planned August 26 date. Special considerations will be given to all customers that experienced a household COVID-19 infection at any time since March.

Staff further informed the committee that restored collection actions already underway have been successful, with SU experiencing in July our first decrease in 30+ day delinquencies since September 2019.

Discussion followed. At the committee's request, staff will continue to provide updates on customer delinquencies and cash flow on a quarterly basis.

Status Update: Lead Service Line Replacement Programs: Stoughton Utilities staff presented and discussed efforts that have occurred in the past year since the utility was notified of the lead action exceedance. Many efforts have been completed or are currently underway as staff proceeds with the creation of a program to replace lead service lines throughout the City of Stoughton. Recent efforts include:

- Lead service line identification and inventory record updates, including the public availability of a map showing the location of confirmed and presumed public and private lead service lines.
- Completion of the replacement of publicly-owned lead service lines in the Prospect, McKinley, and Grant Street neighborhood, and partnership with home owners replacing their privately-owned lead service lines as part of the same project.
- Continuation of a public education program, including distribution of our annual Consumer Confidence Report that highlighted lead service lines and sampling results, and other educational and informational communications to the community on lead service lines.

Discussion followed.

Stoughton Utilities Environmental Sustainability: Utilities Committee Vice-Chairman Heili presented this item and discussed that discussions have been ongoing at the City of Stoughton Community Affairs and Council Policy (CACP) Committee as well as at the Stoughton Utilities Committee related to environmental sustainability. Discussion followed.

Utilities Committee Future Agenda Items: Staff informed the committee that upcoming meeting topics include ordinance modifications related to the relocation of indirect water service lateral connections and inaccessible metering facilities, the Stoughton Utilities 5-year Capital Improvements Plan for 2021-2025, the Stoughton Utilities proposed 2021 operating budget, the Wisconsin Department of Natural Resources response to our submitted 2019 Wastewater Compliance Maintenance Annual Report (CMAR), updates on the lead service line replacement program, and updates to the Stoughton Utilities Choose Renewable program. Discussion followed.

Adjournment: Being no further business before the committee, the Chair adjourned the regular Stoughton Utilities Committee Meeting at 6:10 p.m.

Respectfully submitted

Brian R. Hoops
Stoughton Utilities Assistant Director

DRAFT

Stoughton Utilities

Check Register Summary - Standard

Period: - As of: 9/3/2020

Check Nbr	Type	Date	Amount Paid	Vendor ID / Name	Description
Company:	**7430**				
002040	EP	8/7/2020	24,577.42	516 WELLS FARGO BANK	VO for check batch: 309878
002041	HC	8/11/2020	1,301,226.55	009 WPPI	WPPI-Renewable Energy/WPPI-Buy Back Solar Credit/WPPI-Large Power/WPPI-Support Services/WPPI-Support Services/WPPI-Support Services/WPPI-Support Services
002042	HC	8/30/2020	172.29	952 AT&T	AT&T - Aug Ach/AT&T - Aug Ach
002043	HC	8/30/2020	313.01	003 Alliant Energy - Ach	Alliant Energy - Aug Ach/Alliant Energy - Aug Ach/Alliant Energy - Aug Ach/Alliant Energy - Aug Ach/Alliant Energy - Aug Ach/Alliant Energy - Aug Ach
002044	HC	8/30/2020	30.52	421 FIRST DATA CHARGES	First Data-Aug Ach/First Data-Aug Ach/First Data-Aug Ach/First Data-Aug Ach
002045	HC	8/30/2020	1,472.88	001 Delta Dental - Ach	Delta Dental - Aug Ach/Delta Dental - Aug Ach/Delta Dental - Aug Ach
002046	HC	8/30/2020	1,130.69	004 Us Cellular - Ach	Us Cellular - Aug Ach/Us Cellular - Aug Ach/Us Cellular - Aug Ach
002047	HC	8/30/2020	661.48	002 Employee Benefits Corp - Ach	EBC - Aug Ach/EBC - Aug Ach/EBC - Aug Ach/EBC - Aug Ach
002048	HC	8/30/2020	101.86	856 GORDON FLESCH COMPANY, INC.	Gordon Flesch-Aug Ach/Gordon Flesch-Aug Ach/Gordon Flesch-Aug Ach/Gordon Flesch-Aug Ach
002049	HC	8/30/2020	428.03	547 Charter Communications-Ach	Charter Comm-Aug Ach/Charter Comm-Aug Ach/Charter Comm-Aug Ach/Charter Comm-Aug Ach
002050	HC	8/30/2020	481.45	007 TDS Metrocom - Ach	TDS Metrocom - Aug Ach/TDS Metrocom - Aug Ach/TDS Metrocom - Aug Ach/TDS Metrocom - Aug Ach
002051	HC	8/30/2020	6,601.07	008 Payroll State Taxes - Ach	State Taxes - Aug Ach/State Taxes - Aug Ach
002052	HC	8/30/2020	60,922.25	010 WI Dept. of Revenue Taxpayment-Ach	Dept of Rev-Aug Ach/Dept of Rev-Aug Ach
002053	HC	8/30/2020	33,432.36	025 Payroll Federal Taxes- Ach	Federal Taxes- Aug Ach/Federal Taxes- Aug Ach/Federal Taxes- Aug Ach/Federal Taxes- Aug Ach

Stoughton Utilities

Check Register Summary - Standard

Period: - As of: 9/3/2020

Check Nbr	Type	Date	Amount Paid	Vendor ID / Name	Description
002054	HC	8/30/2020	12,058.23	020 Wells Fargo Bank-Ach	Client Analysis-Aug Ach/Client Analysis-Aug Ach/Client Analysis-Aug Ach/Client Analysis-Aug Ach
027010	CK	8/7/2020	176.77	133 WISCONSIN SCTF	WI SCTF-July A Support
027011	CK	8/7/2020	4,017.80	290 MID-WEST TREE & EXCAVATION, INC	Midwest Tree-Trenching/Midwest-Trenching/Midwest Tree-Trenching/Midwest-Trenching/Midwest-Trenching
027012	CK	8/7/2020	5,324.46	400 RESCO	Resco-Guy Strand/Resco-Inventory/Resco-Supplies/Resco-Supplies/Resco-Inventory/Resco-Supplies
027013	CK	8/7/2020	2,398.40	143 DIGGERS HOTLINE, INC.	Diggers Hotline-Locates
027014	CK	8/7/2020	3,540.00	327 BORDER STATES ELECTRIC SUPPLY	Border States-Inventory
027015	CK	8/7/2020	7,301.66	362 UTILITY SERVICE CO., INC	Utility Svc-Qtr Inv
027016	CK	8/7/2020	3,106.00	186 STAFFORD ROSENBAUM LLC	Stafford-Legal Fees/Stafford-Legal Fees
027017	CK	8/7/2020	1,244.63	280 LIVINGSTON MICROGRAPHICS, INC	Livingston-Amalgam
027018	CK	8/7/2020	190.00	568 POMP'S TIRE SERVICE, INC.	Pomps Tire-Tire Service
027019	CK	8/7/2020	1,080.00	079 WATER QUALITY INVESTIGATIONS	Water Quality-Flushing Plan
027020	CK	8/7/2020	475.00	171 ASSOCIATED TRUST CO	Assoc Trust-Revenue Bonds
027021	CK	8/7/2020	1,180.26	405 ROSENBAUM CRUSHING & EXCAV.	Rosenbaum-Dump fees/Rosenbaum-Dump fees/Rosenbaum-Dump fees/Rosenbaum-Dump fees
027022	CK	8/7/2020	2,168.99	448 STRAND ASSOCIATES INC.	Strand-WPDES Permit Review/Strand-Scada Fixes/Strand-Galvanizing Ind
027023	CK	8/12/2020	2,605.68	405 ROSENBAUM CRUSHING & EXCAV.	Rosenbaum-Restoration costs/Rosenbaum-Dump fee/Rosenbaum-Topsoil/Rosenbaum-Dump fee/Rosenbaum-Restoration costs/Rosenbaum-Restoration costs/Rosenbaum-Dump fee/Rosenbaum-Restoration costs

Stoughton Utilities

Check Register Summary - Standard

Period: - As of: 9/3/2020

Check Nbr	Type	Date	Amount Paid	Vendor ID / Name	Description
027024	CK	8/12/2020	401.12	442 WEEBLEWORLD MARGARET GASNER	Weebleworld-Const Refund
027025	CK	8/12/2020	397.65	585 RUSSELL OR KATHLEEN KELLOM	R Kellom-Const Refund
027026	CK	8/12/2020	387.03	879 DAN SPERLOEN	D Sperloen-Const Refund
027027	CK	8/12/2020	130.93	955 PETER BEHL	P Behl-Const Refund
027028	CK	8/12/2020	394.50	166 INKWORKS, INC.	Inkworks-Office Supply/Inkworks-Office Supply/Inkworks-Office Supply/Inkworks-Office Supply
027029	CK	8/12/2020	1,050.00	436 STOUGHTON LUMBER CO., INC.	Stoton Lumber-Wash Stat/Stoton Lumber-Wash Stat/Stoton Lumber-Wash Stat
027030	CK	8/12/2020	36,556.00	727 GLS UTILITY LLC	GLS - July Locates/GLS - July Locates/GLS - July Locates
027031	CK	8/12/2020	1,967.78	781 DUNKIRK WATER POWER CO LLC	Dunkirk-Customer Refund
027032	CK	8/19/2020	71.22	550 FIRST SUPPLY LLC MADISON	First Supply-Supplies/First Supply-Supplies
027033	CK	8/19/2020	17,307.08	131 CITY OF STOUGHTON	City Stoton-Aug Retirement/City Stoton-Aug Retirement/City Stoton-Aug Retirement
027034	CK	8/19/2020	176.77	133 WISCONSIN SCTF	WI SCTF-Aug A Support
027035	CK	8/19/2020	19,823.15	290 MID-WEST TREE & EXCAVATION, INC	Midwest-Trenching/Midwest-Trenching/Midwest-Trenching/Midwest-Trenching/Midwest-Trenching/Midwest-Trenching
027036	CK	8/19/2020	213.46	072 WO CHUN PAIK	Wo Paik-Customer Refund
027037	CK	8/19/2020	356.48	073 KELLY JOHNSON	K Johnson-Customer Refund
027038	CK	8/19/2020	141.38	579 DANIELLE OR JACEK KRASZEWSKI	D Kraszewski-Customer Refund
027039	CK	8/19/2020	235.39	694 TERRY MILLER	T Miller-Customer Refund
027040	CK	8/19/2020	42.93	991 GARY CHAMBERLAIN	G Chamberlain-Customer Refund

Stoughton Utilities

Check Register Summary - Standard

Period: - As of: 9/3/2020

Check Nbr	Type	Date	Amount Paid	Vendor ID / Name	Description
027041	CK	8/19/2020	61,900.90	131 CITY OF STOUGHTON	City Stoton-Mechanical Work/City Stoton-Const/City Stoton-Aug Delta Vision/City Stoton-Aug Life Ins/City Stoton-Const/City Stoton-Mechanical Work/City Stoton-Mechanical Work/City Stoton-July Aflac/City Stoton-Aug Life Ins/City Stoton-Aug Life Ins+
027042	CK	8/27/2020	16,131.32	400 RESCO	Resco-Transformer/Resco-Inventory/Resco-TDS/Resco-TDS/Resco-Inventory/Resco-TDS/Resco-Inventory/Resco-Inventory/Resco-Inventory/Resco-TDS
027043	CK	8/27/2020	35,972.87	448 STRAND ASSOCIATES INC.	Strand-2020 Utility Const/Strand-WW Extras/Strand-General Eng/Strand-2020 Utility Const
027044	CK	8/27/2020	53,925.20	131 CITY OF STOUGHTON	City Stoton-Stormwater
027045	CK	8/27/2020	8,065.00	451 INSIGHT FS	Insight-Fuel/Insight-Fuel+
027046	CK	8/27/2020	620.00	471 AMERICAN LEAK DETECTION	Amer Leak-Municipal Leak
027047	CK	8/27/2020	8,309.00	620 STELLA JONES CORPORATION	Stella Jones-Inventory
027048	CK	8/27/2020	495.00	625 GS SYSTEMS, INC.	GS System-Software Maint.
101974	CK	8/7/2020	2,215.00	157 FORSTER ELEC. ENG.,INC.	Forster-Tech Assist/Forster-E Sub Equip/Forster-Roundabout
101975	CK	8/7/2020	1,646.38	463 GREAT-WEST	Great West-Aug A Def Comp
101976	CK	8/7/2020	5,075.00	519 B & H LAWN CARE	B & H - Admin Mowing/B & H - Van Buren Mowing/B & H - County B mowing/B & H - South sub mowing/B & H - West Sub mowing/B & H - Taylor Ln mowing/B & H - South St mowing/B & H - Academy St mowing/B & H - Wa Twr mowing/B & H - WW facility mowing/More...
101977	CK	8/7/2020	450.00	731 NORTH SHORE BANK FSB-DEFERRED COMP.	N Shore Bk-Aug A Def Comp
101978	CK	8/20/2020	18,095.00	157 FORSTER ELEC. ENG.,INC.	Forster-TDS Pole Attachments/Forster-AT & T Attachments/Forster-TDS Make Ready

Stoughton Utilities

Check Register Summary - Standard

Period: - As of: 9/3/2020

Check Nbr	Type	Date	Amount Paid	Vendor ID / Name	Description
101979	CK	8/20/2020	1,619.85	463 GREAT-WEST	Great West-Aug B Def Comp
101980	CK	8/20/2020	450.00	731 NORTH SHORE BANK FSB-DEFERRED COMP.	N Shore Bk-Aug B Def Comp
101981	CK	8/27/2020	5,688.59	603 SEERA-WIPFLI LLP	Seera-CTC Funds
101982	CK	8/27/2020	2,520.75	718 CGC, INC.	CGC-2020 Utility trenching/CGC-2020 Utility trenching
101983	CK	8/27/2020	3,395.25	852 INFOSEND, INC	Infosend-Billing & Mailing/Infosend-Billing & Mailing/Infosend-Billing & Mailing/Infosend-Billing & Mailing
		Company Total	1,784,647.72		

Date: Friday, August 07, 2020
Time: 11:36AM
User: SGUNSOLUS

Stoughton Utilities

Posting Preview Report

Select By: {PSSPurchCard.RefNbr} = '0000000115'

Company	Account	Sub	Vendor ID	Merchant	Amount	Description	Post Date	Emp ID	Projec
Import ID: 009010		**Import # : 0000000115**							
7450	673	000000	816	CORE & MAIN LP 233	-1,008.00	REFUND-PAID TWICE	07/23/2020	7400	-
7430	926	000000	578	SHOE BOX	174.00	SAFETY BOOTS	07/16/2020	6940	-
7430	593	000000	436	STOUGHTON LUMBER CO	16.99	MISC.	07/20/2020	6940	-
7430	934	000000	994	TRACTOR SUPPLY #2236	8.01	PROPANE	07/23/2020	5400	-
7430	920	000000	740	FACEBK 4245GUA8Q2	176.95	EMPLOYMENT RECRUITMENT - JOURNEYMAN LINEMAN	07/06/2020	3680	-
7450	642	000000	824	UPS 1ZG194WT0323766651	10.72	SHIPPING OF WATER SAMPLES TO LAB	07/13/2020	3680	-
7430	921	000000	889	PITNEY BOWES PI	36.33	Postage machine supplies - Sealer	07/16/2020	3680	-
7450	921	000000	889	PITNEY BOWES PI	13.08	Postage machine supplies - Sealer	07/16/2020	3680	-
7460	851	000000	889	PITNEY BOWES PI	17.44	Postage machine supplies - Sealer	07/16/2020	3680	-
7430	233	001099	889	PITNEY BOWES PI	5.82	Postage machine supplies - Sealer	07/16/2020	3680	-
7450	642	000000	824	UPS 1ZG194WT0319414637	10.72	SHIPPING OF WATER SAMPLES TO LAB	07/17/2020	3680	-
7450	642	000000	824	UPS 1ZG194WT0317959044	10.72	SHIPPING OF WATER SAMPLES TO LAB	07/24/2020	3680	-
7430	920	000000	771	CEDENGINEERING COM	171.60	JW CPE	07/31/2020	1025	-
7450	920	000000	771	CEDENGINEERING COM	62.40	JW CPE	07/31/2020	1025	-
7460	850	000000	771	CEDENGINEERING COM	78.00	JW CPE	07/31/2020	1025	-
7430	903	000000	419	PAYFLOW/PAYPAL	49.67	Credit card processing - Desktop and recurring	07/03/2020	5250	-
7450	903	000000	419	PAYFLOW/PAYPAL	17.88	Credit card processing - Desktop and recurring	07/03/2020	5250	-
7460	840	000000	419	PAYFLOW/PAYPAL	23.84	Credit card processing - Desktop and recurring	07/03/2020	5250	-
7430	233	001099	419	PAYFLOW/PAYPAL	7.96	Credit card processing - Desktop and recurring	07/03/2020	5250	-
7430	921	000000	836	MSFT E0400BDSYO	1.10	HOSTED SERVICES - MICROSOFT SKYPE FOR BUSINESS TIER I - MONT	07/03/2020	5250	-
7450	921	000000	836	MSFT E0400BDSYO	0.40	HOSTED SERVICES - MICROSOFT SKYPE FOR BUSINESS TIER I - MONT	07/03/2020	5250	-
7460	851	000000	836	MSFT E0400BDSYO	0.50	HOSTED SERVICES - MICROSOFT SKYPE FOR BUSINESS TIER I - MONT	07/03/2020	5250	-
7430	903	000000	419	PAYFLOW/PAYPAL	67.27	Credit card processing - Online MyAccount	07/03/2020	5250	-
7450	903	000000	419	PAYFLOW/PAYPAL	24.21	Credit card processing - Online MyAccount	07/03/2020	5250	-
7460	840	000000	419	PAYFLOW/PAYPAL	32.29	Credit card processing - Online MyAccount	07/03/2020	5250	-
7430	233	001099	419	PAYFLOW/PAYPAL	10.78	Credit card processing - Online MyAccount	07/03/2020	5250	-
7430	921	000000	836	MSFT E0400BE7IJ	78.65	HOSTED SERVICES - MICROSOFT SKYPE FOR BUSINESS TIER II - MON	07/03/2020	5250	-
7450	921	000000	836	MSFT E0400BE7IJ	28.60	HOSTED SERVICES - MICROSOFT SKYPE FOR BUSINESS TIER II - MON	07/03/2020	5250	-
7460	851	000000	836	MSFT E0400BE7IJ	35.75	HOSTED SERVICES - MICROSOFT SKYPE FOR BUSINESS TIER II - MON	07/03/2020	5250	-
7430	921	000000	836	MSFT E0400BEIIN	5.50	HOSTED SERVICES - MICROSOFT ONEDRIVE - MONTHLY	07/06/2020	5250	-
7450	921	000000	836	MSFT E0400BEIIN	2.00	HOSTED SERVICES - MICROSOFT ONEDRIVE - MONTHLY	07/06/2020	5250	-
7460	851	000000	836	MSFT E0400BEIIN	2.50	HOSTED SERVICES - MICROSOFT ONEDRIVE - MONTHLY	07/06/2020	5250	-
7430	921	000000	854	DISCOUNTASP.NET	104.50	SSL Certificate Renewal - 1 Year - SU Website	07/22/2020	5250	-
7450	921	000000	854	DISCOUNTASP.NET	37.62	SSL Certificate Renewal - 1 Year - SU Website	07/22/2020	5250	-
7460	851	000000	854	DISCOUNTASP.NET	50.16	SSL Certificate Renewal - 1 Year - SU Website	07/22/2020	5250	-
7430	233	001099	854	DISCOUNTASP.NET	16.72	SSL Certificate Renewal - 1 Year - SU Website	07/22/2020	5250	-
7450	673	000000	108	ASLESON'S TRUE VALUE HDW	36.46	PARTNER SAW	07/03/2020	8700	-
7450	675	000000	108	ASLESON'S TRUE VALUE HDW	36.47	PARTNER SAW	07/03/2020	8700	-
7450	673	000000	818	LINCOLN CONTRACTORS SUPPL	151.98	CHOP SAW REPAIRS	07/31/2020	8700	-
7450	675	000000	818	LINCOLN CONTRACTORS SUPPL	151.98	CHOP SAW REPAIRS	07/31/2020	8700	-
7450	641	000000	309	HAWKINS INC	1,032.78	CHEMICALS	07/07/2020	7400	-
7450	642	000000	675	WI STATE HYGIENE LAB	26.00	FLUORIDE SAMPLES	07/07/2020	7400	-

Date: Friday, August 07, 2020
Time: 11:36AM
User: SGUNSOLUS

Stoughton Utilities
Posting Preview Report

Select By: {PSSPurchCard.RefNbr} = '0000000115'

Company	Account	Sub	Vendor ID	Merchant	Amount	Description	Post Date	Emp ID	Projec
7450	675	000000	816	CORE & MAIN LP 227	478.00	VALVE REPAIR	07/13/2020	7400	-
7450	675	000000	816	CORE & MAIN LP 227	650.00	VALVE REPAIR	07/13/2020	7400	-
7450	675	000000	816	CORE & MAIN 901	937.58	LEAD-COPPER FITTINGS AND CURB STOP LIDS	07/23/2020	7400	-
7450	641	000000	309	HAWKINS INC	1,936.82	CHEMICALS	07/23/2020	7400	-
7450	652	000000	571	USA BLUE BOOK	1,085.98	CHEMICAL INJECTION PARTS	07/29/2020	7400	-
7450	677	000000	571	USA BLUE BOOK	85.56	HYDRANT OIL	07/29/2020	7400	-
7450	143	000000	710	NEENAH FOUNDRY COMPANY	631.50	CITY PAID $462 - OWES $169.50	07/30/2020	7400	-
7430	370	003300	327	BORDER STATES INDUSTRIES	4,200.00	ELECTRIC METERS	07/23/2020	5200	-
7430	593	000000	422	AMZN MKTP US MV0X49SX1	47.52	RECHARGEABLE HEADLAMP	07/23/2020	5200	-
7430	594	000000	422	AMZN MKTP US MV0X49SX1	47.52	RECHARGEABLE HEADLAMP	07/23/2020	5200	-
7430	593	000000	422	AMZN MKTP US MF5YG5NZ1	129.11	MISC LINE SUPPLIES	07/30/2020	5200	-
7430	594	000000	422	AMZN MKTP US MF5YG5NZ1	129.12	MISC LINE SUPPLIES	07/30/2020	5200	-
7430	592	000000	795	EMS INDUSTRIAL, INC.	278.64	SUBSTATION FAN	07/30/2020	5200	-
7460	831	000000	108	ASLESON'S TRUE VALUE HDW	15.97	CAMERA BATTERIES	07/15/2020	8710	-
7430	926	000000	809	CINTAS CORP	89.18	UNIFORM CLEANING	07/06/2020	4000	-
7450	926	000000	809	CINTAS CORP	19.80	UNIFORM CLEANING	07/06/2020	4000	-
7460	854	000000	809	CINTAS CORP	18.86	UNIFORM CLEANING	07/06/2020	4000	-
7430	934	000000	184	LAKESIDE INTERNATIONAL	283.89	TRUCK 15 SEAT BELT REPAIR	07/08/2020	4000	-
7430	926	000000	809	CINTAS CORP	89.18	UNIFORM CLEANING	07/13/2020	4000	-
7450	926	000000	809	CINTAS CORP	19.80	UNIFORM CLEANING	07/13/2020	4000	-
7460	854	000000	809	CINTAS CORP	18.86	UNIFORM CLEANING	07/13/2020	4000	-
7430	932	000000	322	IN SUNDANCE BIOCLEAN, IN	280.50	JANITORIAL	07/14/2020	4000	-
7450	932	000000	322	IN SUNDANCE BIOCLEAN, IN	102.00	JANITORIAL	07/14/2020	4000	-
7460	834	000000	322	IN SUNDANCE BIOCLEAN, IN	127.50	JANITORIAL	07/14/2020	4000	-
7430	926	000000	809	CINTAS CORP	89.18	UNIFORM CLEANING	07/20/2020	4000	-
7450	926	000000	809	CINTAS CORP	19.80	UNIFORM CLEANING	07/20/2020	4000	-
7460	854	000000	809	CINTAS CORP	18.86	UNIFORM CLEANING	07/20/2020	4000	-
7430	926	000000	809	CINTAS CORP	89.18	UNIFORM CLEANING	07/27/2020	4000	-
7450	926	000000	809	CINTAS CORP	19.80	UNIFORM CLEANING	07/27/2020	4000	-
7460	854	000000	809	CINTAS CORP	18.86	UNIFORM CLEANING	07/27/2020	4000	-
7450	677	000000	108	ASLESON'S TRUE VALUE HDW	0.34	NUTS FOR HYDRANT REPAIR	07/10/2020	8400	-
7450	677	000000	148	FASTENAL COMPANY 01WISTG	43.84	NUTS FOR HYDRANT REPAIRS	07/29/2020	8400	-
7460	834	000000	108	ASLESON'S TRUE VALUE HDW	57.96	EXHAUST FAN BELTS	07/02/2020	8200	-
7460	833	000000	795	EMS INDUSTRIAL, INC.	558.71	DIGESTER BLDG EXHAUST FAN MOTOR	07/08/2020	8200	-
7460	833	000000	108	ASLESON'S TRUE VALUE HDW	37.51	GBT WATER LINE PARTS	07/24/2020	8200	-
7460	832	000000	292	PRECISION DRIVE & CONTRO	245.00	VENNEVOLL LS GENERATOR WIRING	07/27/2020	8200	-
7460	833	000000	292	PRECISION DRIVE & CONTRO	245.00	SLUDGE STORAGE TANK CRANE WIRING	07/27/2020	8200	-
7460	833	000000	390	BADGER WATER	33.80	LAB WATER	07/02/2020	8300	-
7460	833	000000	830	NCL OF WISCONSIN INC	227.96	LAB SUPPLIES	07/03/2020	8300	-
7460	833	000000	974	NORTHERN LAKE SERVICE- IN	311.10	NITROGEN AND MERCURY TESTING	07/09/2020	8300	-
7460	833	000000	907	ENVIRONMENTAL CONSULTING	1,475.00	ACUTE AND CHRONIC WET TEST	07/16/2020	8300	-
7460	833	000000	390	BADGER WATER	33.80	LAB WATER	07/31/2020	8300	-
7430	594	000000	134	CRESCENT ELECTRIC 087	617.88	BRADY CART TAPE	07/02/2020	4100	-
7430	232	001099	355	STUART C IRBY	8.09	ELECTRIC INVENTORY	07/02/2020	4100	-

Date: Friday, August 07, 2020
Time: 11:36AM
User: SGUNSOLUS

Stoughton Utilities

Posting Preview Report

Select By: {PSSPurchCard.RefNbr} = '0000000115'

Company	Account	Sub	Vendor ID	Merchant	Amount	Description	Post Date	Emp ID	Projec
7430	594	000000	355	STUART C IRBY	119.07	GROUND TENT SHIPPING	07/02/2020	4100	-
7430	921	000000	422	AMZN MKTP US MJ84M6JM0	30.99	INK CARTRIDGES	07/06/2020	4100	-
7450	232	001099	816	CORE & MAIN LP 233	3,019.00	WATER INVENTORY	07/15/2020	4100	-
7450	232	001099	816	CORE & MAIN LP 233	230.00	WATER INVENTORY	07/21/2020	4100	-
7430	934	000000	994	CAPITAL EQUIPMENT	69.00	FORKLIFT MAINT	07/22/2020	4100	-
7430	232	001099	355	STUART C IRBY	1,541.20	ELECTRIC INVENTORY	07/23/2020	4100	-
7430	232	001099	355	STUART C IRBY	888.25	ELECTRIC INVENTORY	07/23/2020	4100	-
7430	593	000000	355	STUART C IRBY	510.00	HOT LINE CLAMPS	07/23/2020	4100	-
7430	232	001099	355	STUART C IRBY	282.00	ELECTRIC INVENTORY	07/23/2020	4100	-
7430	107.14	000000	355	STUART C IRBY	215.00	DEAD END GUY GRIPS	07/30/2020	4100	190212XX - 1

Total: 24,577.42

Stoughton Utilities

Check Register Summary - Standard

Period: - As of: 10/6/2020

Check Nbr	Type	Date	Amount Paid	Vendor ID / Name	Description
Company:	**7430**				
002055	EP	9/8/2020	57,347.20	516 WELLS FARGO BANK	VO for check batch: 309939
002056	HC	9/8/2020	1,199,765.66	009 WPPI	Wppi-Renewable Energy/Wppi-Buy Back Solar Credit/Wppi-Large Power/Wppi-Support Services/Wppi-Support Services/Wppi-Support Services/Wppi-Support Services
002057	HC	9/30/2020	661.48	002 Employee Benefits Corp - Ach	EBC - Sept Ach/EBC - Sept Ach/EBC - Sept Ach/EBC - Sept Ach
002058	HC	9/30/2020	431.13	547 Charter Communications-Ach	Charter Comm-Sept Ach/Charter Comm-Sept Ach/Charter Comm-Sept Ach/Charter Comm-Sept Ach
002059	HC	9/30/2020	744.96	318 PITNEY-BOWES INC-PURCHASE POWER	Pitney Bowes-Sept Ach/Pitney Bowes-Sept Ach/Pitney Bowes-Sept Ach/Pitney Bowes-Sept Ach
002060	HC	9/30/2020	270.31	003 Alliant Energy - Ach	Alliant Energy - Sept Ach/Alliant Energy - Sept Ach/Alliant Energy - Sept Ach/Alliant Energy - Sept Ach/Alliant Energy - Sept Ach/Alliant Energy - Sept Ach/Alliant Energy - Sept Ach
002061	HC	9/30/2020	465.41	007 TDS Metrocom - Ach	TDS Metrocom - Sept Ach/TDS Metrocom - Sept Ach/TDS Metrocom - Sept Ach/TDS Metrocom - Sept Ach
002062	HC	9/30/2020	51.35	856 GORDON FLESCH COMPANY, INC.	Gordon Flesch-Sept Ach/Gordon Flesch-Sept Ach/Gordon Flesch-Sept Ach/Gordon Flesch-Sept Ach
002063	HC	9/30/2020	172.03	952 AT&T	AT&T-Sept Ach/AT&T-Sept Ach
002064	HC	9/30/2020	1,132.61	004 Us Cellular - Ach	Us Cellular - Sept Ach/Us Cellular - Sept Ach/Us Cellular - Sept Ach
002065	HC	9/30/2020	3,273.54	001 Delta Dental - Ach	Delta Dental - Sept Ach/Delta Dental - Sept Ach/Delta Dental - Sept Ach
002066	HC	9/30/2020	30.52	421 FIRST DATA CHARGES	First Data-Sept Ach/First Data-Sept Ach/First Data-Sept Ach/First Data-Sept Ach
002067	HC	9/30/2020	75,504.33	010 WI Dept. of Revenue Taxpayment-Ach	Dept of Rev-Sept Ach/Dept of Rev-Sept Ach

Stoughton Utilities

Check Register Summary - Standard

Period: - As of: 10/6/2020

Check Nbr	Type	Date	Amount Paid	Vendor ID / Name	Description
002068	HC	9/30/2020	13,130.35	020 Wells Fargo Bank-Ach	Client Analysis-Sept Ach/Client Analysis-Sept Ach/Client Analysis-Sept Ach/Client Analysis-Sept Ach
002069	HC	9/30/2020	33,260.75	025 Payroll Federal Taxes- Ach	Federal Taxes-Sept Ach/Federal Taxes-Sept Ach/Federal Taxes-Sept Ach/Federal Taxes-Sept Ach
002070	HC	9/30/2020	6,584.55	008 Payroll State Taxes - Ach	State Taxes-Sept Ach/State Taxes-Sept Ach
002071	HC	9/30/2020	369.80	025 Payroll Federal Taxes- Ach	Federal Taxes-Sept Ach
027049	CK	9/2/2020	595.53	029 MACQUEEN EQUIPMENT GROUP	Macqueen-Supplies
027050	CK	9/2/2020	5,412.00	209 OPEN SYSTEMS INTERNATIONAL, INC.	Open Systems-Annual Support
027051	CK	9/2/2020	4,372.99	400 RESCO	Resco-Inventory/Resco-Inventory/Resco-Supplies
027052	CK	9/2/2020	167.04	491 PUBLIC SVC. COMM. OF WI.	PSC-Assessments
027053	CK	9/2/2020	16,438.04	539 DEPT OF ADMIN-WISMART VENDOR #396028867 E	Dept of Admin-Pub Benefits
027054	CK	9/2/2020	11,678.55	327 BORDER STATES ELECTRIC SUPPLY	Border States-Supplies/Border States-Inventory/Border States-Supplies/Border States-Inventory
027055	CK	9/2/2020	8,905.00	345 CREE LIGHTING	Cree-Lighting
027056	CK	9/2/2020	19,560.67	620 STELLA JONES CORPORATION	Stella-Inventory/Stella-Inventory/Stella-Inventory
027057	CK	9/2/2020	4,129.00	058 BOARDMAN CLARK LLP	Boardman-Professional Svcs
027058	CK	9/2/2020	440.25	166 INKWORKS, INC.	Inkworks-Supplies/Inkworks-Supplies/Inkworks-Supplies/Inkworks-Supplies
027059	CK	9/2/2020	76,938.50	290 MID-WEST TREE & EXCAVATION, INC	Midwest-Trenching/Midwest-Trenching
027060	CK	9/2/2020	536.24	324 ELECTRICAL TESTING LAB., LLC.	Elec Testing-Glove Tests/Elec Testing-Glove Tests

Stoughton Utilities

Check Register Summary - Standard

Period: - As of: 10/6/2020

Check Nbr	Type	Date	Amount Paid	Vendor ID / Name	Description
027061	VC	9/3/2020	0.00	186 STAFFORD ROSENBAUM LLC	Stafford-Professional Svcs/Stafford-Professional Svcs/Stafford-Professional Svcs/Stafford-Professional Svcs/Stafford-Professional Svcs/Stafford-Professional Svcs/Stafford-Professional Svcs/Stafford-Professional Svcs
027062	VC	9/3/2020	0.00	307 DANE BUILDING CONCEPTS	Dane Bldg-Customer Refund/Dane Bldg-Customer Refund
027063	VC	9/3/2020	0.00	331 MONONA PLUMB. & FIRE PROT. INC	Monona Plumb-Inspections/Monona Plumb-Inspections/Monona Plumb-Inspections/Monona Plumb-Inspections/Monona Plumb-Inspections/Monona Plumb-Inspections
027064	VC	9/3/2020	0.00	415 STOUGHTON CHAMBER OF COMMERCE	Stoton Chamber-Chamber Bucks/Stoton Chamber-Chamber Bucks
027065	VC	9/3/2020	0.00	621 MARCUS OR JENNIFER SEEHAVER	M Seehaver-Customer Refund/M Seehaver-Customer Refund/M Seehaver-Customer Refund/M Seehaver-Customer Refund/M Seehaver-Customer Refund/M Seehaver-Customer Refund/M Seehaver-Customer Refund/M Seehaver-Customer Refund
027092	CK	9/3/2020	3,052.00	186 STAFFORD ROSENBAUM LLC	Stafford-Professional Svcs/Stafford-Professional Svcs/Stafford-Professional Svcs/Stafford-Professional Svcs
027093	CK	9/3/2020	169.53	307 DANE BUILDING CONCEPTS	Dane Bldg-Customer Refund
027094	CK	9/3/2020	175.00	331 MONONA PLUMB. & FIRE PROT. INC	Monona Plumb-Inspections/Monona Plumb-Inspections/Monona Plumb-Inspections
027095	CK	9/3/2020	170.00	415 STOUGHTON CHAMBER OF COMMERCE	Stoton Chamber-Chamber Bucks
027096	CK	9/3/2020	113.09	621 MARCUS OR JENNIFER SEEHAVER	M Seehaver-Customer Refund/M Seehaver-Customer Refund/M Seehaver-Customer Refund/M Seehaver-Customer Refund
027097	CK	9/3/2020	176.77	133 WISCONSIN SCTF	WI SCTF-Sept A Support
027098	CK	9/3/2020	343.50	696 CHRISTOPHER BROWN	C Brown-Customer Refund
027099	CK	9/3/2020	32,041.50	929 EWALD'S HARTFORD FORD LLC	Ewalds-WW Truck Purchase

Stoughton Utilities

Check Register Summary - Standard

Period: - As of: 10/6/2020

Check Nbr	Type	Date	Amount Paid	Vendor ID / Name	Description
027100	CK	9/17/2020	205.80	290 MID-WEST TREE & EXCAVATION, INC	Midwest-Trenching
027101	CK	9/17/2020	222.56	338 JOSEPH OR CHERYL ST MARIE	J Stmarie-Customer Refund
027102	CK	9/17/2020	502.00	393 WPA, LLC.	WPA-Customer Refund
027103	CK	9/17/2020	18.12	502 ERIK EBERT	E Ebert-Customer Refund
027104	CK	9/17/2020	122.22	903 BRANDON KRUGER	B Kruger-Customer Refund
027105	CK	9/17/2020	16,485.82	131 CITY OF STOUGHTON	City Stoton-Sept Retirement/City Stoton-Sept Retirement/City Stoton-Sept Retirement
027106	CK	9/17/2020	1,038.83	140 OREILLY AUTOMOTIVE STORES INC #5036	Oreilly-Deposit Refund
027107	CK	9/17/2020	5,533.91	362 UTILITY SERVICE CO., INC	Utility Svcs-Qtr Tower
027108	CK	9/17/2020	163.42	732 BROOK JOHNSON	B Johnson-Solar Credit
027109	CK	9/17/2020	476.98	858 CASEY HARKINS	C Harkins-Solar Credit
027110	CK	9/17/2020	4,675.00	131 CITY OF STOUGHTON	City Stoton-Go Debt Svc/City Stoton-Go Debt Svc
027111	CK	9/17/2020	359.65	146 STOUGHTON ELECTRIC UTIL.	Stoton Elec-1142-17
027112	CK	9/17/2020	321.36	158 JAMES POST	J Post-Solar Credit
027113	CK	9/17/2020	953.04	327 BORDER STATES ELECTRIC SUPPLY	Border States-Supplies
027114	CK	9/17/2020	137.56	494 BRUCE ANDRE	B Andre-Solar Credit
027115	CK	9/17/2020	321.10	143 DIGGERS HOTLINE, INC.	Diggers Hotline-Locates
027116	CK	9/17/2020	506.66	166 INKWORKS, INC.	Inkworks-Bill Insert
027117	CK	9/17/2020	525.00	436 STOUGHTON LUMBER CO., INC.	Stoton Lumber-PPWash/Stoton Lumber-PPWash/Stoton Lumber-PPWash
027118	CK	9/17/2020	46,169.60	727 GLS UTILITY LLC	GLS Utility-Aug Locates/GLS Utility-Aug Locates/GLS Utility-Aug Locates
027119	CK	9/17/2020	771.48	846 CUMMINS SALES AND SERVICE	Cummns-Repairs

Stoughton Utilities

Check Register Summary - Standard

Period: - As of: 10/6/2020

Check Nbr	Type	Date	Amount Paid	Vendor ID / Name	Description
027120	CK	9/17/2020	625.93	059 SCOTT SCHIMELPFENIG	S Schimelpfenig-Customer Ref/S Schimelpfenig-Customer Ref/S Schimelpfenig-Customer Ref/S Schimelpfenig-Customer Ref
027121	CK	9/17/2020	1,298.78	405 ROSENBAUM CRUSHING & EXCAV.	Rosenbaum-Sand limestone
027122	CK	9/17/2020	73.82	474 WOODWARD COMMUNITY MEDIA	Woodward-Ads
027123	CK	9/17/2020	6,374.08	620 STELLA JONES CORPORATION	Stella-Inventory
027124	CK	9/17/2020	3,395.00	959 G. FOX & SON, INC.	G Fox-Repair Storm Pipe
027125	CK	9/17/2020	3,044.03	074 TMART OPERATIONS LLC	Tmart-Deposit Refund
027126	CK	9/17/2020	144.55	353 FIRED UP NUTRITION	Fired Up-Deposit Refund
027127	CK	9/17/2020	177.93	540 CHRISTINE ZIMMERMAN	C Zimmerman-Deposit Refund
027128	CK	9/17/2020	1,000.00	735 UW-STEVENSPOINT STUDENT FIN. SVCS SSC 003	UW Stevenpoint-ID 11542243
027129	CK	9/17/2020	267.60	918 OLSON BUILDERS	Olson-Deposit Refund
027130	CK	9/17/2020	67.71	932 KATHLEEN FRIDLEY	K Fridley-Customer Refund/K Fridley-Customer Refund/K Fridley-Customer Refund
027131	CK	9/17/2020	6,984.67	400 RESCO	Resco-Inventory/Resco-Inventory/Resco-Inventory/ Resco-Supplies/Resco-Inventory/Resco-Inventory/R esco-Supplies/Resco-Inventory/Resco-Supplies
027132	CK	9/17/2020	9,525.00	415 STOUGHTON CHAMBER OF COMMERCE	Stoton Chamber-Chamber Bucks/Stoton Chamber-Dues/Stoton Chamber-Dues/Stoton Chamber-Dues
027133	CK	9/17/2020	12,853.17	448 STRAND ASSOCIATES INC.	Strand-2020 Const/Strand-2020 Const
027134	CK	9/17/2020	380,962.10	131 CITY OF STOUGHTON	City Stoton-2020 Const/City Stoton-Sept life ins/City Stoton-Aug Aflac/City Stoton-2020 Const/City Stoton-Sept life ins/City Stoton-2020 Const/City Stoton-JF Wages/City Stoton-Sept life ins/City Stoton-2020 Const/City Stoton-Aug Wa Twr Rent/More...
027135	CK	9/24/2020	460.00	084 HARVEST FARMS, LLC	Harvest Farms-Emb Credit

Stoughton Utilities

Check Register Summary - Standard

Period: - As of: 10/6/2020

Check Nbr	Type	Date	Amount Paid	Vendor ID / Name	Description
027136	CK	9/24/2020	53,213.13	131 CITY OF STOUGHTON	City Stoton-Stormwater
027137	CK	9/24/2020	10,578.30	448 STRAND ASSOCIATES INC.	Strand-WW extras/Strand-20 Const/Strand-Pump Replac.
027138	CK	9/24/2020	5,729.25	290 MID-WEST TREE & EXCAVATION, INC	Midwest-Trenching/Midwest-Trenching/Midwest-Trenching/Midwest-Trenching
027139	CK	9/24/2020	17,917.00	327 BORDER STATES ELECTRIC SUPPLY	Border States-Inventory/Border States-Inventory
027140	CK	9/24/2020	822.71	358 NATIONAL SAFETY APPAREL	Natl Safety-Safety Equipment/Natl Safety-Safety Equipment
027141	CK	9/24/2020	1,110.00	900 GENERAL HEATING & AIR CONDITION., INC.	General Heat-Maint. Agree/General Heat-Maint. Agree/General Heat-Maint. Agree
027142	CK	9/24/2020	1,302.00	186 STAFFORD ROSENBAUM LLC	Stafford-Legal Services/Stafford-Legal Services/Stafford-Legal Services/Stafford-Legal Services/Stafford-Legal Services/Stafford-Legal Services
027143	CK	9/24/2020	2,266.72	400 RESCO	Resco-Supplies/Resco-Inventory
027144	CK	9/24/2020	222.56	630 PRAIRIE CONSTRUCTION	Prairie-Customer Refund
101984	CK	9/3/2020	1,619.85	463 GREAT-WEST	Great West-Sept A Def Comp
101985	CK	9/3/2020	450.00	731 NORTH SHORE BANK FSB-DEFERRED COMP.	N Shore Bk-Sept A Def Comp
101986	CK	9/18/2020	27,812.50	157 FORSTER ELEC. ENG.,INC.	Forster-TDS Make Ready/Forster-AT&T Attachments
101987	CK	9/18/2020	1,471.35	463 GREAT-WEST	Great West-Sept B Def Comp
101988	CK	9/18/2020	300.00	731 NORTH SHORE BANK FSB-DEFERRED COMP.	N Shore Bk-Sept B Def Comp
		Company Total	2,210,191.03		

Date: Tuesday, September 08, 2020
Time: 02:22PM
User: SGUNSOLUS

Stoughton Utilities
Posting Preview Report

Select By: {PSSPurchCard.RefNbr} = '0000000119'

Import ID: 009010 **Import # : 0000000119**

Company	Account	Sub	Vendor ID	Merchant	Amount	Description	Post Date	Emp ID	Projec
7430	107.14	000000	436	STOUGHTON LUMBER CO	6.30	NYGAARD-51 RISER	08/28/2020	6940	190022UA - 1
7430	920	000000	740	FACEBK 684XUV69Q2	148.04	Advertising - Position Hiring - Lineman	08/03/2020	3680	-
7450	921	000000	422	AMAZON.COM MF4FL40Q0 AMZN	48.60	Water filters - Lead	08/06/2020	3680	-
7430	143	000001	969	PAYPAL STOHOSPFDN	1,000.00	Community Program Sponsorship - WPPI Reimbursed	08/10/2020	3680	-
7450	642	000000	824	UPS 1ZG194WT0308478652	10.77	Shipping of water samples	08/10/2020	3680	-
7430	921	000000	352	STAPLS7311684068000001	3.74	General office supplies	08/13/2020	3680	-
7450	642	000000	352	UPS 1Z17Y6230398116572	10.72	Shipping of water samples	08/14/2020	3680	-
7430	920	000000	894	UWEX REGISTRATION	100.00	Training Expense - Registration - BYungen - Electric Utility Emerging Technolo	08/26/2020	3680	-
7430	920	000000	994	DSPS E SERVICE FEE REN	1.36	JW PE RENEWALS	08/03/2020	1025	-
7450	921	000000	352	STAPLS7311684068000001	1.36	General office supplies	08/13/2020	3680	-
7460	851	000000	352	STAPLS7311684068000001	1.70	General office supplies	08/13/2020	3680	-
7430	921	000000	352	STAPLS7311684068000002	24.90	General office supplies	08/13/2020	3680	-
7450	921	000000	352	STAPLS7311684068000002	9.05	General office supplies	08/13/2020	3680	-
7460	851	000000	352	STAPLS7311684068000002	11.33	General office supplies	08/13/2020	3680	-
7460	851	000000	836	MSFT E0400BNUR2	35.75	Hosted Software - o365 - Skype for Business Tier II - Monthly	08/03/2020	5250	-
7430	903	000000	419	PAYFLOW/PAYPAL	70.67	Credit card processing Online MyAccount	08/04/2020	5250	-
7450	903	000000	419	PAYFLOW/PAYPAL	25.44	Credit card processing Online MyAccount	08/04/2020	5250	-
7460	840	000000	419	PAYFLOW/PAYPAL	33.92	Credit card processing Online MyAccount	08/04/2020	5250	-
7430	921	000000	836	MSFT E0400BNKEP	1.10	Hosted Software - o365 - Skype for Business Tier I - Monthly	08/03/2020	5250	-
7450	921	000000	836	MSFT E0400BNKEP	0.40	Hosted Software - o365 - Skype for Business Tier I - Monthly	08/03/2020	5250	-
7460	851	000000	836	MSFT E0400BNKEP	0.50	Hosted Software - o365 - Skype for Business Tier I - Monthly	08/03/2020	5250	-
7430	921	000000	836	MSFT E0400BNUR2	78.65	Hosted Software - o365 - Skype for Business Tier II - Monthly	08/03/2020	5250	-
7430	233	001099	419	PAYFLOW/PAYPAL	11.32	Credit card processing Online MyAccount	08/04/2020	5250	-
7430	903	000000	419	PAYFLOW/PAYPAL	55.57	Credit card processing Desktop and recurring	08/04/2020	5250	-
7450	903	000000	419	PAYFLOW/PAYPAL	20.00	Credit card processing Desktop and recurring	08/04/2020	5250	-
7430	920	000000	995	WI DSPS LICENSURE	68.00	JW PE RENEWAL	08/03/2020	1025	-
7430	921	000000	836	MSFT E0400BNRWY	5.50	Hosted Software - o365 - OneDrive for Business - Monthly	08/03/2020	5250	-
7450	921	000000	836	MSFT E0400BNRWY	2.00	Hosted Software - o365 - OneDrive for Business - Monthly	08/03/2020	5250	-
7460	851	000000	836	MSFT E0400BNRWY	2.50	Hosted Software - o365 - OneDrive for Business - Monthly	08/03/2020	5250	-
7450	921	000000	836	MSFT E0400BNUR2	28.60	Hosted Software - o365 - Skype for Business Tier II - Monthly	08/03/2020	5250	-
7450	921	000000	412	STORAGE PARTS DIRECT	117.00	HARD DRIVE REPLACEMENT AND SPARE - PRIMARY SAN	08/19/2020	5250	-
7460	851	000000	604	CDW GOVT #ZVP3205	559.07	Service and Maintenance Contracts - Voice Equipment	08/25/2020	5250	-
7460	854	000000	809	CINTAS CORP	18.86	UNIFORM CLEANING	08/03/2020	4000	-
7460	851	000000	412	STORAGE PARTS DIRECT	146.25	HARD DRIVE REPLACEMENT AND SPARE - PRIMARY SAN	08/19/2020	5250	-
7450	678	000000	818	LINCOLN CONTRACTORS SUPPL	1.83	FUEL BUSHING FOR JACK COMPACTOR	08/10/2020	8700	-
7430	932	000000	322	IN SUNDANCE BIOCLEAN, IN	280.50	JANITORIAL	08/12/2020	4000	-
7460	834	000000	322	IN SUNDANCE BIOCLEAN, IN	127.50	JANITORIAL	08/12/2020	4000	-
7450	631	000000	108	ASLESON'S TRUE VALUE HDW	31.97	WELL 5 EXHAUST FAN BELTS	08/05/2020	8400	-
7450	652	000000	571	USA BLUE BOOK	532.28	FLUORIDE ANALYSIS METER	08/27/2020	7400	-
7460	833	000000	108	ASLESON'S TRUE VALUE HDW	4.04	GBT SLUDGE THICKENING PARTS	08/04/2020	8710	-
7430	926	000000	809	CINTAS CORP	89.18	UNIFORM CLEANING	08/03/2020	4000	-
7450	675	000000	555	WOLF PAVING CO., INC.	270.64	PAVING-WATER SERVICE REPAIRS	08/24/2020	8740	-

Date: Tuesday, September 08, 2020
Time: 02:22PM
User: SGUNSOLUS

Stoughton Utilities
Posting Preview Report

Select By: {PSSPurchCard.RefNbr} = '0000000119'

Company	Account	Sub	Vendor ID	Merchant	Amount	Description	Post Date	Emp ID	Projec
7450	921	000000	349	GLOBALONETECHNOLOGY	126.00	HARD DRIVE REPLACEMENT AND SPARE - VIDEO SAN	08/19/2020	5250	-
7460	851	000000	349	GLOBALONETECHNOLOGY	157.50	HARD DRIVE REPLACEMENT AND SPARE - VIDEO SAN	08/19/2020	5250	-
7430	921	000000	854	DISCOUNTASP.NET	190.50	Website hosting - Hosting fee, storage, bandwidth - Annual	08/19/2020	5250	-
7450	921	000000	854	DISCOUNTASP.NET	68.58	Website hosting - Hosting fee, storage, bandwidth - Annual	08/19/2020	5250	-
7460	851	000000	854	DISCOUNTASP.NET	91.44	Website hosting - Hosting fee, storage, bandwidth - Annual	08/19/2020	5250	-
7430	233	001099	854	DISCOUNTASP.NET	30.48	Website hosting - Hosting fee, storage, bandwidth - Annual	08/19/2020	5250	-
7430	921	000000	604	CDW GOVT #ZVP3205	1,229.94	Service and Maintenance Contracts - Voice Equipment	08/25/2020	5250	-
7450	932	000000	322	IN SUNDANCE BIOCLEAN, IN	102.00	JANITORIAL	08/12/2020	4000	-
7430	933	000000	994	TRACTOR SUPPLY #2236	17.18	PROPANE FOR FORK LIFT	08/06/2020	5275	-
7450	920	000000	165	MIDWEST METER - JACKSON	80.00	ONLINE TRAINING	08/04/2020	7400	-
7430	921	000000	349	GLOBALONETECHNOLOGY	346.50	HARD DRIVE REPLACEMENT AND SPARE - VIDEO SAN	08/19/2020	5250	-
7450	642	000000	675	WI STATE HYGIENE LAB	26.00	FLUORIDE SAMPLING	08/06/2020	7400	-
7460	840	000000	419	PAYFLOW/PAYPAL	26.67	Credit card processing Desktop and recurring	08/04/2020	5250	-
7430	233	001099	419	PAYFLOW/PAYPAL	8.91	Credit card processing Desktop and recurring	08/04/2020	5250	-
7450	920	000000	957	OPC WISCONSIN RURAL WTR	250.00	Training Expense - Registration - BHoops - WRWA Classes	08/17/2020	5250	-
7450	920	000000	957	OPC MSC SERVICE FEE 024	7.97	Training Expense - Registration Fee - BHoops - WRWA Classes	08/17/2020	5250	-
7450	641	000000	309	HAWKINS INC	1,087.77	CHEMICALS	08/13/2020	7400	-
7430	921	000000	412	STORAGE PARTS DIRECT	321.75	HARD DRIVE REPLACEMENT AND SPARE - PRIMARY SAN	08/19/2020	5250	-
7450	921	000000	604	CDW GOVT #ZVP3205	447.25	Service and Maintenance Contracts - Voice Equipment	08/25/2020	5250	-
7450	926	000000	809	CINTAS CORP	19.80	UNIFORM CLEANING	08/03/2020	4000	-
7460	834	000000	507	WAL-MART #1176	22.35	DETERGENT	08/14/2020	8200	-
7460	833	000000	395	WESTECH RIGGING SUPPLY	417.62	SLUDGE MIXER CRANE LIFT CABLE	08/24/2020	8200	-
7430	232	001099	134	CRESCENT ELECTRIC 087	863.50	ELECTRIC INVENTORY	08/07/2020	4100	-
7430	107.14	000000	355	STUART C IRBY	279.50	TDS MATERIALS	08/14/2020	4100	190212XX - 1
7430	593	000000	422	AMAZON.COM MU3219C81	9.03	MESH SAFETY VESTS	08/26/2020	4100	-
7460	827	000000	148	FASTENAL COMPANY 01WISTG	85.68	WORK GLOVES	08/14/2020	8200	-
7460	834	000000	798	1901 INC	872.30	WWTP AC UNIT REPAIR	08/31/2020	8200	-
7430	232	001099	327	BORDER STATES INDUSTRIES	3,855.80	ELECTRIC INVENTORY-BSE	08/10/2020	4100	-
7430	107.14	000000	327	BORDER STATES INDUSTRIES	214.75	TDS MATERIALS	08/14/2020	4100	190212XX - 1
7430	594	000000	422	AMAZON.COM MU3219C81	9.03	MESH SAFETY VESTS	08/26/2020	4100	-
7430	593	000000	983	C M HYDRAULIC TOOL SUPP	176.19	18V LITHIUM ION IN-LINE TOOL	08/19/2020	4100	-
7430	594	000000	983	C M HYDRAULIC TOOL SUPP	176.20	18V LITHIUM ION IN-LINE TOOL	08/19/2020	4100	-
7430	107.14	000000	327	BORDER STATES INDUSTRIES	239.24	TDS MATERIALS	08/20/2020	4100	190212XX - 1
7430	107.14	000000	327	BORDER STATES INDUSTRIES	86.10	TDS MATERIALS	08/14/2020	4100	190212XX - 1
7430	232	001099	327	BORDER STATES INDUSTRIES	1,163.67	ELECTRIC INVENTORY-BSE	08/21/2020	4100	-
7430	107.14	000000	327	BORDER STATES INDUSTRIES	866.97	TDS MATERIALS	08/24/2020	4100	190212XX - 1
7430	232	001099	327	BORDER STATES INDUSTRIES	529.26	ELECTRIC INVENTORY-BSE	08/27/2020	4100	-
7430	107.14	000000	327	BORDER STATES INDUSTRIES	251.94	TDS MATERIALS	08/27/2020	4100	190212XX - 1
7430	232	001099	327	BORDER STATES INDUSTRIES	452.55	ELECTRIC INVENTORY-BSE	08/27/2020	4100	-
7430	232	001099	327	BORDER STATES INDUSTRIES	225.39	ELECTRIC INVENTORY-BSE	08/27/2020	4100	-
7430	107.14	000000	355	STUART C IRBY	292.50	TDS MATERIALS	08/11/2020	4100	190212XX - 1
7430	232	001099	327	BORDER STATES INDUSTRIES	941.97	ELECTRIC INVENTORY-BSE	08/13/2020	4100	-
7430	232	001099	327	BORDER STATES INDUSTRIES	2,453.28	ELECTRIC INVENTORY-BSE	08/13/2020	4100	-
7430	107.14	000000	355	STUART C IRBY	66.34	TDS MATERIALS	08/14/2020	4100	190212XX - 1

Date: Tuesday, September 08, 2020
Time: 02:22PM
User: SGUNSOLUS

Stoughton Utilities
Posting Preview Report

Select By: {PSSPurchCard.RefNbr} = '0000000119'

Company	Account	Sub	Vendor ID	Merchant	Amount	Description	Post Date	Emp ID	Projec
7430	232	001099	327	BORDER STATES INDUSTRIES	373.54	ELECTRIC INVENTORY-BSE	08/07/2020	4100	-
7460	833	000000	830	NCL OF WISCONSIN INC	593.72	LAB SUPPLIES	08/24/2020	8300	-
7430	107.14	000000	327	BORDER STATES INDUSTRIES	213.53	TDS MATERIALS	08/14/2020	4100	190212XX - 1
7430	232	001099	327	BORDER STATES INDUSTRIES	688.53	ELECTRIC INVENTORY-BSE	08/14/2020	4100	-
7430	107.14	000000	327	BORDER STATES INDUSTRIES	749.91	TDS MATERIALS	08/10/2020	4100	190212XX - 1
7430	107.14	000000	327	BORDER STATES INDUSTRIES	592.68	TDS MATERIALS	08/14/2020	4100	190212XX - 1
7460	833	000000	526	BATTERIES PLUS #0583	322.95	BATTERY CHANGE OUT	08/20/2020	8200	-
7460	831	000000	526	BATTERIES PLUS #0583	87.25	BATTERY CHANGE OUT	08/20/2020	8200	-
7450	673	000000	526	BATTERIES PLUS #0583	99.35	BATTERY CHANGE OUT	08/20/2020	8200	-
7450	675	000000	526	BATTERIES PLUS #0583	99.35	BATTERY CHANGE OUT	08/20/2020	8200	-
7430	593	000000	526	BATTERIES PLUS #0583	155.70	BATTERY CHANGE OUT	08/20/2020	8200	-
7430	594	000000	526	BATTERIES PLUS #0583	155.70	BATTERY CHANGE OUT	08/20/2020	8200	-
7460	831	000000	184	LAKESIDE INTERNATIONAL	1,949.42	JET VAC REPAIR	08/21/2020	8200	-
7430	107.14	000000	327	BORDER STATES INDUSTRIES	652.81	TDS MATERIALS	08/14/2020	4100	190212XX - 1
7460	834	000000	148	FASTENAL COMPANY 01WISTG	90.70	TOWELS	08/14/2020	8200	-
7430	107.14	000000	327	BORDER STATES INDUSTRIES	4.88	TDS MATERIALS	08/18/2020	4100	190212XX - 1
7460	833	000000	390	BADGER WATER	39.80	LAB SAMPLING WATER	08/31/2020	8300	-
7430	232	001099	355	STUART C IRBY	2,147.25	ELECTRIC INVENTORY-IRBY	08/06/2020	4100	-
7430	107.14	000000	355	STUART C IRBY	57.20	5x10 U GUARD	08/06/2020	4100	190212XX - 1
7430	232	001099	355	STUART C IRBY	490.00	ELECTRIC INVENTORY-IRBY	08/06/2020	4100	-
7450	642	000000	164	THE UPS STORE 3617	28.50	SHIPPING COSTS FOR SAMPLES	08/19/2020	8400	-
7450	675	000000	108	ASLESON'S TRUE VALUE HDW	22.97	CURB STOP REPAIR MATERIALS	08/20/2020	8400	-
7460	833	000000	207	LW ALLEN	1,203.39	SCREENING WASH PRESS REPAIR	08/04/2020	8200	-
7460	833	000000	207	LW ALLEN	422.67	GAS METER CALIBRATION	08/04/2020	8200	-
7460	335	000000	207	LW ALLEN	3,563.92	RAS METER 3 BOARD REPLACEMENT	08/13/2020	8200	-
7430	232	001099	355	STUART C IRBY	392.00	ELECTRIC INVENTORY-IRBY	08/06/2020	4100	-
7430	232	001099	355	STUART C IRBY	12,653.85	ELECTRIC INVENTORY-BSE	08/06/2020	4100	-
7460	833	000000	207	LW ALLEN	246.25	TROUBLESHOOT RAS METER 1	08/13/2020	8200	-
7460	833	000000	436	STOUGHTON LUMBER CO	26.97	SPRAY AND HOSE WASHERS	08/24/2020	8200	-
7430	107.14	000000	327	BORDER STATES INDUSTRIES	393.98	TDS MATERIALS	08/07/2020	4100	190212XX - 1
7430	592	000000	355	STUART C IRBY	933.00	SUBSTATION MAINT. MATERIALS	08/14/2020	4100	-
7430	232	001099	327	BORDER STATES INDUSTRIES	4,711.12	ELECTRIC INVENTORY-BSE	08/25/2020	4100	-

Total: 57,347.20

Stoughton Utilities

Financial Summary

July 2020 YTD

Overall Summary:
YTD 2020 operating income is $639,200, down $117,700 from 2019.

Electric Summary:
2020 operating income was $275,300, down $67,800 from the prior year YTD. However, about $40,000 of the reduced income is from pole attachment billing being late in 2020. Sales revenues were down $100,400 but were offset by $195,200 in reduced power costs. YTD kWh sales are down 2.47 million, or 2.9%.

Non-power operating expenses are up $121,600 YTD. Locating expenses are up $62,000 over 2019 YTD due to the TDS project. An overhead inspection project accounts for another $24,000 of additional expense over the prior year. $63,000 of tree trimming costs have also been incurred YTD in 2020. These additional expenses have been made up in part by lower payroll, technology, and other costs in 2020.

The rate of return is currently 1.75% compared to 2.18% at this point in time in 2019. Unrestricted cash balances are $4.6 million (3.9 months of sales).

Water Summary:
Operating revenues were down $4,500, or 0.3%, due to lower “other” operating revenues. Troll Beach was not filled this year ($2,300 of bulk water sales in 2019).

Total gallons sold YTD are about 2.3% lower than 2019. The large majority of the reduced gallons sold were from May and June. Residential sales were up $29,500 YTD, but commercial and industrial sales were down $29,300.

Operating expenses were up $21,700, or 2.0%, compared to the prior year. $8,000 of the extra expenses is from labor expenses. The remaining expense is from increased locate expenses, similar to electric.

The rate of return is currently 2.03% compared to 2.45% at this point in time in 2019. Unrestricted cash balances are $0.89 million (4.7 months of sales).

Wastewater Summary:
2020 operating revenue were up 11,400 YTD, or 0.9%, from 2019. Regular sales were up $63,400 but surcharge revenues were down $52,000.

Operating expenses were $1,102,200, which was up $35,100, or 3.3%, from the prior year. $33,600 of the increase is from operating and maintenance labor in 2020. Unrestricted cash balances were $0.77 million (4.4 months of sales).

Submitted by: Ryan Wiesen

STOUGHTON UTILITIES
Balance Sheets
As of July 31, 2020

	Electric	Water	Wastewater	Combined
Assets				
Cash & Investments	$ 5,796,514	$ 2,346,946	$ 2,145,191	$ 10,288,650
Customer A/R	2,064,136	241,467	234,600	2,540,202
Other A/R	113,637	679	(1,271)	113,045
Other Assets	750,652	129,693	15,897	896,242
Plant in Service	30,634,906	16,818,920	31,556,312	79,010,138
Accumulated Depreciation	(15,080,507)	(5,764,147)	(12,745,426)	(33,590,081)
Plant in Service - CIAC	3,802,463	7,962,587	-	11,765,050
Accumulated Depreciation-CIAC	(1,945,735)	(2,359,487)	-	(4,305,223)
Construction Work in Progress	255,122	72,295	415,595	743,012
GASB 68 Deferred Outflow	1,042,969	354,076	431,889	1,828,934
Total Assets	$ 27,434,156	$ 19,803,027	$ 22,052,788	$ 69,289,971
Liabilities + Net Assets				
Accounts Payable	$ 94,590	$ 59,936	$ 45,059	$ 199,586
Payable to City of Stoughton	328,072	259,000	-	587,072
Interest Accrued	28,598	20,194	22,338	71,130
Other Liabilities	517,836	86,747	97,342	701,925
Long-Term Debt	3,826,286	3,716,302	3,658,266	11,200,854
Net Assets	21,903,799	15,411,380	17,964,930	55,280,109
GASB 68 Deferred Inflow	734,974	249,468	264,852	1,249,294
Total Liabilities + Net Assets	$ 27,434,156	$ 19,803,027	$ 22,052,788	$ 69,289,971

STOUGHTON UTILITIES
Year-to-Date Combined Income Statement
July 31, 2020

	Electric	Water	Wastewater	Total
Operating Revenue:				
Sales	$ 8,384,026	$ 1,325,785	$ 1,211,447	$ 10,921,257
Other	76,439	35,140	29,564	141,143
Total Operating Revenue:	**$ 8,460,465**	**$ 1,360,925**	**$ 1,241,010**	**$ 11,062,400**
Operating Expense:				
Purchased Power	6,157,700	-	-	6,157,700
Expenses (Including Taxes)	1,037,884	578,343	594,738	2,210,965
PILOT	274,750	259,000	-	533,750
Depreciation	714,819	298,515	507,500	1,520,834
Total Operating Expense:	**$ 8,185,153**	**$ 1,135,858**	**$ 1,102,238**	**$ 10,423,249**
Operating Income	**$ 275,311**	**$ 225,067**	**$ 138,772**	**$ 639,151**
Non-Operating Income	228,242	13,904	21,750	263,896
Non-Operating Expense	(58,153)	(50,726)	(57,344)	(166,223)
Net Income	**$ 445,400**	**$ 188,245**	**$ 103,178**	**$ 736,823**

STOUGHTON UTILITIES
Year-to-Date Combined Income Statement
July 31, 2019

	Electric	Water	Wastewater	Total
Operating Revenue:				
Sales	$ 8,484,399	$ 1,324,995	$ 1,148,006	$ 10,957,400
Other	117,492	$ 40,456	$ 81,569	239,516
Total Operating Revenue:	**$ 8,601,891**	**$ 1,365,451**	**$ 1,229,575**	**$ 11,196,916**
Operating Expense:				
Purchased Power	6,352,901	-	-	6,352,901
Expenses (Including Taxes)	943,470	561,841	565,482	2,070,793
PILOT	268,331	255,500	-	523,831
Depreciation	694,050	296,779	501,669	1,492,498
Total Operating Expense:	**$ 8,258,752**	**$ 1,114,120**	**$ 1,067,151**	**$ 10,440,023**
Operating Income	**$ 343,139**	**$ 251,331**	**$ 162,423**	**$ 756,893**
Non-Operating Income	286,694	26,766	113,425	426,885
Non-Operating Expense	(93,133)	(26,831)	(64,750)	(184,714)
Net Income	**$ 536,700**	**$ 251,266**	**$ 211,098**	**$ 999,064**

STOUGHTON UTILITIES

Rate of Return

Year-to-Date July 31, 2020

	Electric	Water
Operating Income (Regulatory)	$ 275,311	$ 225,067
Average Utility Plant in Service	30,086,142	16,691,810
Average Accumulated Depreciation	(14,529,593)	(5,523,308)
Average Materials and Supplies	272,988	40,090
Average Regulatory Liability	(77,564)	(119,802)
Average Customer Advances	12,368	-
Average Net Rate Base	$ 15,764,341	$ 11,088,790
July 2020 Rate of Return	**1.75%**	**2.03%**
July 2019 Rate of Return	**2.18%**	**2.45%**
December 2019 Rate of Return	**2.87%**	**4.65%**
Authorized Rate of Return	**5.00%**	**5.00%**

STOUGHTON UTILITIES
Cash and Investments Summary
As of July 31, 2020

Electric		**July 2020**
Unrestricted (3.9 months sales)	$	4,635,777
Bond Reserve	$	460,722
Redemption Fund (P&I)	$	255,052
Depreciation	$	25,000
Designated	$	419,963
Total	**$**	**5,796,514**

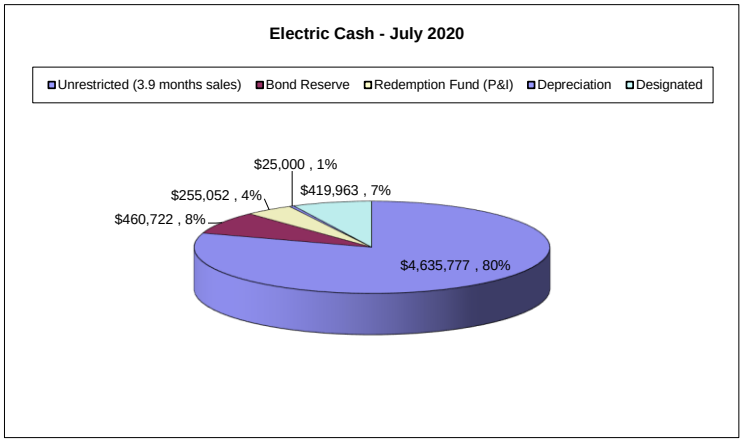

Water		**July 2020**
Unrestricted (4.7 months sales)	$	886,065
Bond Reserve	$	340,710
Redemption Fund (P&I)	$	96,356
Depreciation	$	25,000
Construction	$	654,253
Designated	$	344,562
Total	**$**	**2,346,946**

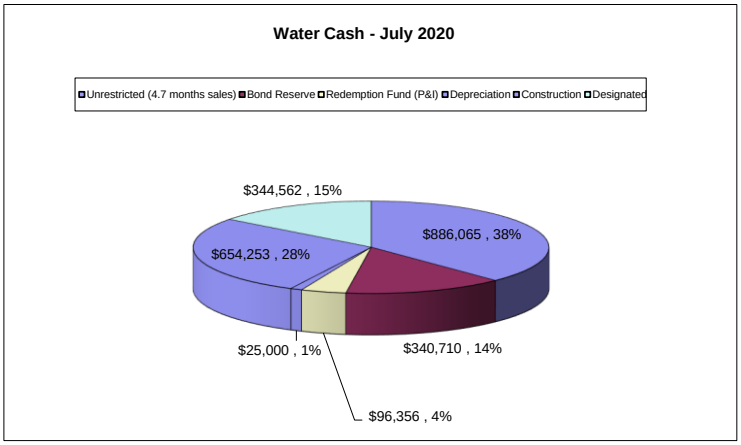

Wastewater	**July 2020**
Unrestricted (4.4 months sales)	767,934
DNR Replacement	1,162,268
Redemption Fund (P&I)	84,363
Depreciation	33,283
Designated	97,342
Total	**2,145,190**

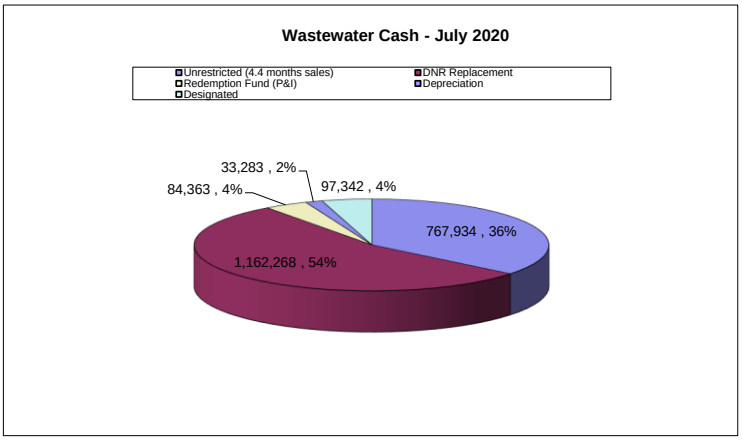

Stoughton Utilities

Financial Summary

August 2020 YTD

Overall Summary:
YTD 2020 operating income is $869,100, up $42,500 from 2019. This is a significant improvement from last month when operating income YTD was down $117,700.

Electric Summary:
2020 operating income was $382,900, up $60,725 from the prior year YTD. Sales revenues were down $62,200 but were offset by $207,900 in reduced power costs. YTD kWh sales are down 1.9 million, or 2.0%. Other operating revenue was down $31,700 but this is entirely due to timing issues and will be reversed in September.

Non-power operating expenses are up $53,200 YTD. Underground line expenses are up $103,300 over 2019 YTD due to the TDS project. An overhead inspection project accounts for another $24,000 of additional expense over the prior year. These additional expenses have been made up in part by lower payroll, technology, and other costs in 2020.

The rate of return is currently 2.41% compared to 2.05% at this point in time in 2019. Unrestricted cash balances are $5.3 million (4.3 months of sales).

Water Summary:
Operating revenues were up $10,700, or 0.7%. Total gallons sold YTD are about 0.3% lower than 2019. August 2020 gallons sold were 4.8 million, or 12%, higher than August 2019, which helped offset the decline in sales from earlier months in 2020.

Operating expenses were up $31,500, or 2.5%, compared to the prior year. $7,600 of the extra expenses is from labor expenses. The remaining expense is from increased locate expenses from the TDS project.

The rate of return is currently 2.57% compared to 2.99% at this point in time in 2019. Unrestricted cash balances are $0.7 million (3.8 months of sales).

Wastewater Summary:
2020 operating revenues were up $33,300 YTD, or 2.4%, from 2019. Regular sales were up $95,900 but surcharge revenues were down $62,600.

Operating expenses were $1,243,500, which was up $30,700, or 2.5%, from the prior year. $27,600 of the increase is from operating and maintenance labor in 2020. Unrestricted cash balances were $0.63 million (3.5 months of sales).

Submitted by: Ryan Wiesen

STOUGHTON UTILITIES
Balance Sheets
As of August 31, 2020

	Electric	Water	Wastewater	Combined
Assets				
Cash & Investments	$ 6,592,068	$ 2,272,446	$ 2,044,068	$ 10,908,583
Customer A/R	2,054,150	270,979	253,065	2,578,195
Other A/R	111,298	509	(1,271)	110,537
Other Assets	789,088	135,363	15,784	940,235
Plant in Service	30,677,016	16,818,920	31,559,876	79,055,812
Accumulated Depreciation	(15,188,753)	(5,807,472)	(12,817,926)	(33,814,151)
Plant in Service - CIAC	3,802,463	7,962,587	-	11,765,050
Accumulated Depreciation-CIAC	(1,945,735)	(2,359,487)	-	(4,305,223)
Construction Work in Progress	427,063	257,313	630,509	1,314,886
GASB 68 Deferred Outflow	1,042,969	354,076	431,889	1,828,934
Total Assets	$ 28,361,627	$ 19,905,234	$ 22,115,995	$ 70,382,856
Liabilities + Net Assets				
Accounts Payable	$ 636,991	$ 65,739	$ 45,078	$ 747,809
Payable to City of Stoughton	314,000	296,000	-	610,000
Interest Accrued	36,366	27,438	30,530	94,334
Other Liabilities	806,656	86,741	97,342	990,740
Long-Term Debt	3,826,286	3,716,302	3,658,266	11,200,854
Net Assets	22,006,354	15,463,545	18,019,926	55,489,825
GASB 68 Deferred Inflow	734,974	249,468	264,852	1,249,294
Total Liabilities + Net Assets	$ 28,361,627	$ 19,905,234	$ 22,115,995	$ 70,382,856

STOUGHTON UTILITIES
Year-to-Date Combined Income Statement
August 31, 2020

	Electric	Water	Wastewater	Total
Operating Revenue:				
Sales	$ 9,949,586	$ 1,537,385	$ 1,415,151	$ 12,902,123
Other	87,077	41,235	30,208	158,520
Total Operating Revenue:	**$ 10,036,663**	**$ 1,578,620**	**$ 1,445,359**	**$ 13,060,642**
Operating Expense:				
Purchased Power	7,352,663	-	-	7,352,663
Expenses (Including Taxes)	1,170,141	657,105	663,494	2,490,741
PILOT	314,000	296,000	-	610,000
Depreciation	816,936	341,160	580,000	1,738,096
Total Operating Expense:	**$ 9,653,740**	**$ 1,294,265**	**$ 1,243,494**	**$ 12,191,499**
Operating Income	**$ 382,924**	**$ 284,354**	**$ 201,866**	**$ 869,143**
Non-Operating Income	231,001	14,027	21,844	266,872
Non-Operating Expense	(65,969)	(57,970)	(65,536)	(189,475)
Net Income	**$ 547,955**	**$ 240,411**	**$ 158,174**	**$ 946,540**

STOUGHTON UTILITIES
Year-to-Date Combined Income Statement
August 31, 2019

	Electric	Water	Wastewater	Total
Operating Revenue:				
Sales	$ 10,011,811	$ 1,521,759	$ 1,319,216	$ 12,852,785
Other	118,806	$ 46,191	$ 92,825	257,822
Total Operating Revenue:	**$ 10,130,616**	**$ 1,567,950**	**$ 1,412,041**	**$ 13,110,607**
Operating Expense:				
Purchased Power	7,560,541	-	-	7,560,541
Expenses (Including Taxes)	1,148,014	631,622	639,441	2,419,076
PILOT	306,664	292,000	-	598,664
Depreciation	793,200	339,176	573,336	1,705,712
Total Operating Expense:	**$ 9,808,418**	**$ 1,262,798**	**$ 1,212,777**	**$ 12,283,993**
Operating Income	**$ 322,198**	**$ 305,152**	**$ 199,264**	**$ 826,615**
Non-Operating Income	290,635	28,174	115,554	434,362
Non-Operating Expense	(102,015)	(30,664)	(74,000)	(206,679)
Net Income	**$ 510,818**	**$ 302,662**	**$ 240,818**	**$ 1,054,298**

STOUGHTON UTILITIES

Rate of Return

Year-to-Date August 31, 2020

	Electric	Water
Operating Income (Regulatory)	$ 382,924	$ 284,354
Average Utility Plant in Service	30,107,196	16,691,810
Average Accumulated Depreciation	(14,583,715)	(5,544,970)
Average Materials and Supplies	292,253	42,691
Average Regulatory Liability	(77,564)	(119,802)
Average Customer Advances	159,609	-
Average Net Rate Base	$ 15,897,779	$ 11,069,729
August 2020 Rate of Return	**2.41%**	**2.57%**
August 2019 Rate of Return	**2.05%**	**2.99%**
December 2019 Rate of Return	**2.87%**	**4.65%**
Authorized Rate of Return	**4.90%**	**5.00%**

STOUGHTON UTILITIES
Cash and Investments Summary
As of August 31, 2020

Electric		**August 2020**
Unrestricted (4.3 months sales)	$	5,329,000
Bond Reserve	$	460,722
Redemption Fund (P&I)	$	318,134
Depreciation	$	25,000
Designated	$	459,213
Total	**$**	**6,592,069**

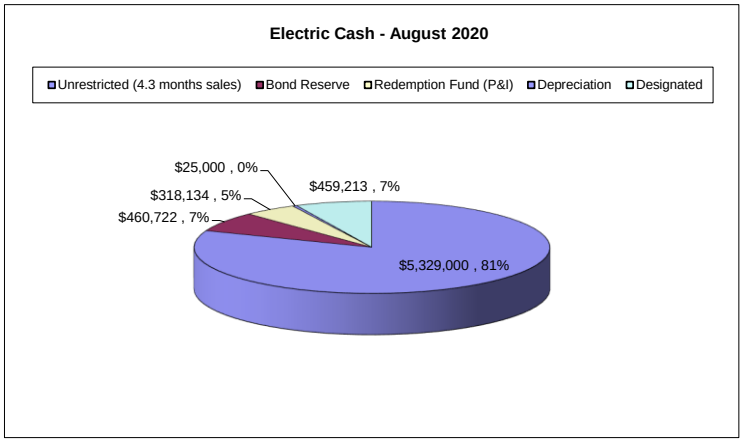

Water		**August 2020**
Unrestricted (3.8 months sales)	$	726,379
Bond Reserve	$	340,710
Redemption Fund (P&I)	$	144,469
Depreciation	$	25,000
Construction	$	654,326
Designated	$	381,562
Total	**$**	**2,272,446**

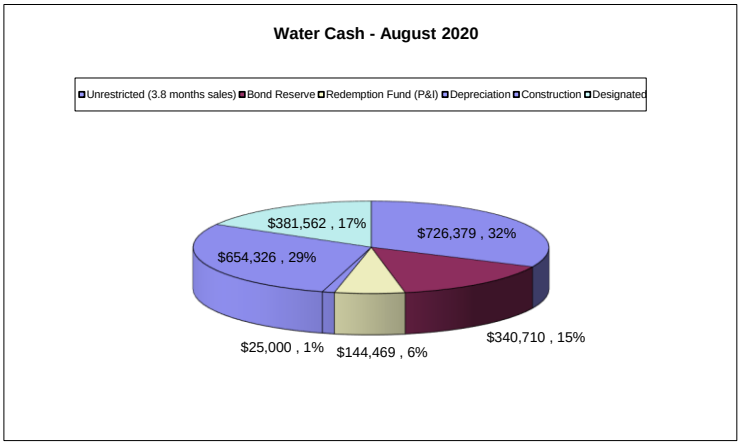

Wastewater	**August 2020**
Unrestricted (3.5 months sales)	627,034
DNR Replacement	1,160,234
Redemption Fund (P&I)	126,174
Depreciation	33,283
Designated	97,342
Total	**2,044,067**

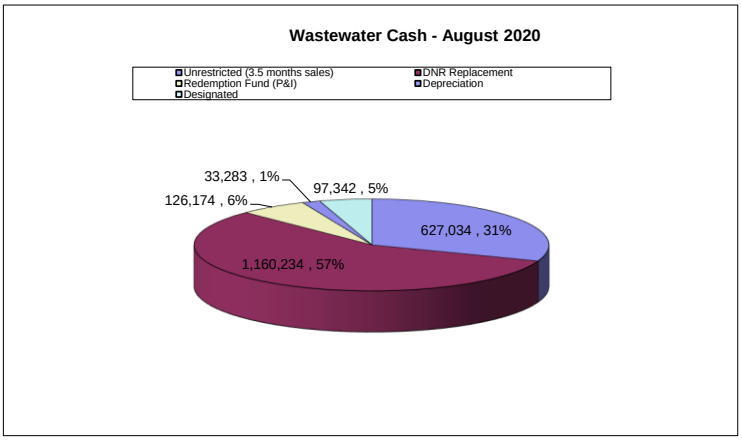

STOUGHTON UTILITIES
2020 Statistical Worksheet

Electic	Total Sales 2019 KwH	Total KwH Purchased 2019	Total Sales 2020 KwH	Total KwH Purchased 2020	Demand Peak 2019	Demand Peak 2020
January	12,752,096	13,363,141	11,728,250	12,391,530	26,165	21,586
February	11,560,908	11,896,849	11,129,324	11,416,153	23,038	21,887
March	11,641,186	11,972,418	10,906,593	11,186,342	23,235	19,372
April	10,254,850	10,595,041	9,652,850	9,951,790	19,359	18,601
May	10,504,194	10,786,337	10,102,735	10,421,886	20,621	26,854
June	11,795,758	12,089,761	12,748,338	13,073,380	29,286	31,260
July	15,562,750	16,073,028	15,334,518	15,828,753	34,354	33,912
August						
September						
October						
November						
December						
TOTAL	**84,071,742**	**86,776,575**	**81,602,608**	**84,269,834**		

Water	Total Sales 2019 Gallons	Total Gallons Pumped 2019	Total Sales 2020 Gallons	Total Gallons Pumped 2020	Max Daily High 2019	Max Daily Highs 2020
January	36,143,000	39,813,000	34,224,000	40,776,000	1,466,000	1,719,000
February	33,948,000	36,797,000	34,338,000	36,978,000	1,443,000	1,424,000
March	36,020,000	38,991,000	37,037,000	41,146,000	1,419,000	1,468,000
April	34,264,000	37,730,000	34,367,000	39,015,000	1,465,000	1,513,000
May	37,645,000	40,546,000	34,896,000	39,801,000	1,557,000	1,533,000
June	38,429,000	43,316,000	36,384,000	44,175,000	2,109,000	1,818,000
July	41,307,000	46,203,000	40,592,000	47,721,000	2,049,000	2,226,000
August						
September						
October						
November						
December						
TOTAL	**257,756,000**	**283,396,000**	**251,838,000**	**289,612,000**		

Wastewater	Total Sales 2019 Gallons	Total Treated Gallons 2019	Total Sales 2020 Gallons	Total Treated Gallons 2020	Precipitation 2019	Precipitation 2020
January	24,591,000	36,827,000	25,995,000	33,824,000	3.10	1.92
February	23,125,000	33,032,000	25,176,000	30,702,000	3.19	1.18
March	25,549,000	43,136,000	26,467,000	39,457,000	0.96	3.00
April	24,363,000	34,347,000	26,172,000	35,649,000	3.24	3.25
May	25,992,000	42,845,000	26,697,000	38,376,000	6.37	4.50
June	25,984,000	38,913,000	26,867,000	33,801,000	3.19	4.34
July	27,634,000	34,384,000	28,992,000	33,822,000	4.35	3.23
August						
September						
October						
November						
December						
TOTAL	**177,238,000**	**263,484,000**	**186,366,000**	**245,631,000**	**24.40**	**21.42**

STOUGHTON UTILITIES
2020 Statistical Worksheet

Electic	Total Sales 2019 KwH	Total KwH Purchased 2019	Total Sales 2020 KwH	Total KwH Purchased 2020	Demand Peak 2019	Demand Peak 2020
January	12,752,096	13,363,141	11,728,250	12,391,530	26,165	21,586
February	11,560,908	11,896,849	11,129,324	11,416,153	23,038	21,887
March	11,641,186	11,972,418	10,906,593	11,186,342	23,235	19,372
April	10,254,850	10,595,041	9,652,850	9,951,790	19,359	18,601
May	10,504,194	10,786,337	10,102,735	10,421,886	20,621	26,854
June	11,795,758	12,089,761	12,748,338	13,073,380	29,286	31,260
July	15,562,750	16,073,028	15,365,712	15,828,753	34,354	33,912
August	13,270,957	13,655,459	13,784,591	14,219,367	29,991	33,826
September						
October						
November						
December						
TOTAL	**97,342,699**	**100,432,034**	**95,418,393**	**98,489,201**		

Water	Total Sales 2019 Gallons	Total Gallons Pumped 2019	Total Sales 2020 Gallons	Total Gallons Pumped 2020	Max Daily High 2019	Max Daily Highs 2020
January	36,143,000	39,813,000	34,224,000	40,776,000	1,466,000	1,719,000
February	33,948,000	36,797,000	34,338,000	36,978,000	1,443,000	1,424,000
March	36,020,000	38,991,000	37,037,000	41,146,000	1,419,000	1,468,000
April	34,264,000	37,730,000	34,367,000	39,015,000	1,465,000	1,513,000
May	37,645,000	40,546,000	34,896,000	39,801,000	1,557,000	1,533,000
June	38,429,000	43,316,000	36,384,000	44,175,000	2,109,000	1,818,000
July	41,307,000	46,203,000	40,745,000	47,721,000	2,049,000	2,226,000
August	39,742,000	43,446,000	44,537,000	51,115,000	1,681,000	2,246,000
September						
October						
November						
December						
TOTAL	**297,498,000**	**326,842,000**	**296,528,000**	**340,727,000**		

Wastewater	Total Sales 2019 Gallons	Total Treated Gallons 2019	Total Sales 2020 Gallons	Total Treated Gallons 2020	Precipitation 2019	Precipitation 2020
January	24,591,000	36,827,000	25,995,000	33,824,000	3.10	1.92
February	23,125,000	33,032,000	25,176,000	30,702,000	3.19	1.18
March	25,549,000	43,136,000	26,467,000	39,457,000	0.96	3.00
April	24,363,000	34,347,000	26,172,000	35,649,000	3.24	3.25
May	25,992,000	42,845,000	26,697,000	38,376,000	6.37	4.50
June	25,984,000	38,913,000	26,867,000	33,801,000	3.19	4.34
July	27,634,000	34,384,000	29,145,000	33,822,000	4.35	3.23
August	26,627,000	36,137,000	31,428,000	29,654,000	5.72	0.85
September						
October						
November						
December						
TOTAL	**203,865,000**	**299,621,000**	**217,947,000**	**275,285,000**	**30.12**	**22.27**