ALL TRAFFIC SOLUTIONS

Extended Speed Summary

Co. N/USH 51, SB

Start: 2023-08-25
End: 2023-09-10
Times: 0:00:00-23:59:59

Violation Threshold: Speed Limit + 10
Speed Range: 1 to 150

Overall Summary

Total Days of Data: 17
Speed Limit: 35
Average Speed: 31.34
50th Percentile Speed: 30.95
85th Percentile Speed: 37.01
Pace Speed Range: 26-36

Minimum Speed: 20
Maximum Speed: 139
Display Mode: Dependent Messages
Average Volume per Day: 2926.2
Total Volume: 49745

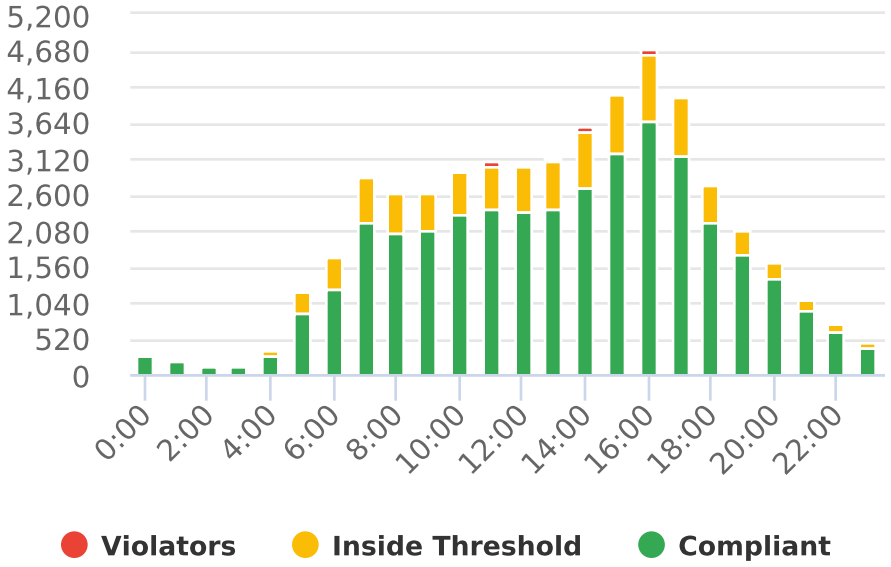

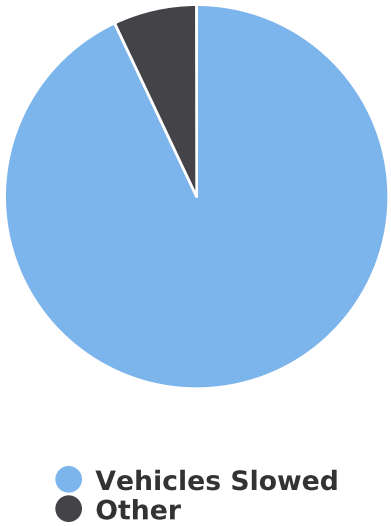

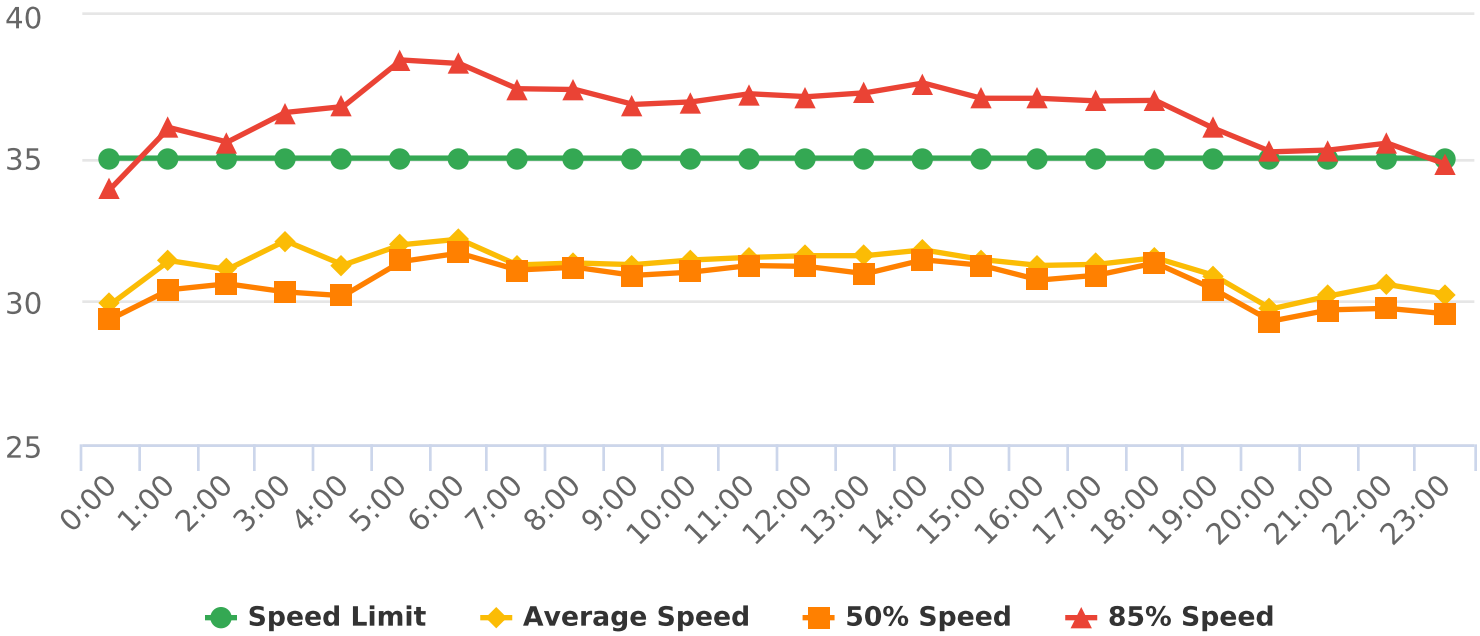

Generated by Nate Olson on 09-11-2023

ALL TRAFFIC SOLUTIONS

Extended Speed Summary

Co. N/USH 51, SB

Start: 2023-08-25

End: 2023-09-10

Times: 0:00:00-23:59:59

Violation Threshold: Speed Limit + 10

Speed Range: 1 to 150

Time	Sign Mode	Speed Limit	Total # Vehicles	Total # Violator	% Violator	Avg # Vehicles	Avg # Violators	Min Speed	Max Speed	Avg Speed	50% Speed	85% Speed	Sign Effectiveness
0:00	Dependent Messages	35	308	1	0.3%	18.1	0.1	20	46	29.9	29.4	34.0	96.7%
1:00	Dependent Messages	35	227	6	2.6%	13.4	0.4	20	56	31.4	30.4	36.1	94.3%
2:00	Dependent Messages	35	164	4	2.4%	9.6	0.2	20	53	31.1	30.6	35.6	96.9%
3:00	Dependent Messages	35	153	7	4.6%	9.0	0.4	21	55	32.1	30.3	36.6	96.1%
4:00	Dependent Messages	35	340	5	1.5%	20.0	0.3	20	56	31.3	30.2	36.8	96.6%
5:00	Dependent Messages	35	1219	32	2.6%	71.7	1.9	20	70	32.0	31.4	38.4	93.9%
6:00	Dependent Messages	35	1718	32	1.9%	101.1	1.9	20	53	32.2	31.7	38.3	93.9%
7:00	Dependent Messages	35	2891	37	1.3%	170.1	2.2	20	56	31.3	31.1	37.4	91.0%
8:00	Dependent Messages	35	2664	31	1.2%	156.7	1.8	20	56	31.3	31.2	37.4	90.5%
9:00	Dependent Messages	35	2635	27	1.0%	155.0	1.6	20	55	31.3	30.9	36.9	91.9%
10:00	Dependent Messages	35	2965	36	1.2%	174.4	2.1	20	60	31.4	31.0	37.0	91.4%
11:00	Dependent Messages	35	3063	53	1.7%	180.2	3.1	20	54	31.5	31.2	37.2	91.3%
12:00	Dependent Messages	35	3045	43	1.4%	179.1	2.5	20	61	31.6	31.2	37.1	92.9%
13:00	Dependent Messages	35	3128	44	1.4%	184.0	2.6	20	61	31.6	31.0	37.3	93.6%
14:00	Dependent Messages	35	3578	54	1.5%	210.5	3.2	20	57	31.8	31.4	37.6	94.7%
15:00	Dependent Messages	35	4100	54	1.3%	241.2	3.2	20	56	31.5	31.3	37.1	93.6%
16:00	Dependent Messages	35	4696	60	1.3%	276.2	3.5	20	61	31.3	30.7	37.1	92.7%
17:00	Dependent Messages	35	4042	43	1.1%	237.8	2.5	20	139	31.3	30.9	37.0	92.5%
18:00	Dependent Messages	35	2785	33	1.2%	163.8	1.9	20	54	31.5	31.3	37.0	93.0%
19:00	Dependent Messages	35	2090	24	1.1%	122.9	1.4	20	59	30.9	30.4	36.0	93.7%
20:00	Dependent Messages	35	1622	11	0.7%	95.4	0.6	20	55	29.7	29.3	35.2	95.7%
21:00	Dependent Messages	35	1085	7	0.6%	63.8	0.4	20	55	30.2	29.7	35.3	93.9%
22:00	Dependent Messages	35	757	11	1.5%	44.5	0.6	20	68	30.6	29.8	35.5	97.1%
23:00	Dependent Messages	35	470	5	1.1%	27.6	0.3	20	139	30.3	29.6	34.8	96.5%
Total Volumes/ Avg			49745	660	1.3%	2926.2	38.7	20	139	31.2	30.7	36.6	93.9%
Total/Avg w/o Feedback			0	0	0	0.0	0.0	n/a	n/a	n/a	n/a	n/a	n/a
Total/Avg w/ Feedback			49745	660	1.3%	2926.2	38.7	20	139	31.2	30.7	36.6	93.9%

Generated by Nate Olson on 09-11-2023