© Copyright 2023 - Ramaker - All rights reserved
DRAWN BY: Author CHECKED BY: Checker

PLAN NORTH TRUE NORTH

1 SITE PLAN
SCALE: 3/64" = 1'-0"

SITE NOTES

PROPOSED (PHASE 1)
BUILDING: 31,516 SF NEW BUILD
PARKING STALLS REQUIRED: 1 SPACE PER EACH EMPLOYEE ON LARGEST WORK SHIFT
TOTAL EMPLOYEES ON LARGEST WORK SHIFT: 30
MAX PARKING STALLS: 36 STALLS
PARKING STALLS PROVIDED: 36 STALLS
ADA STALLS REQUIRED: 2
ADA STALLS PROVIDED: 2

FUTURE (PHASE 2)
BUILDING: TBD
PARKING STALLS REQUIRED TBD
TOTAL EMPLOYEES ON LARGEST WORK SHIFT: TBD
PARKING STALLS REQUIRED: TBD
PARKING STALLS PROVIDED: TBD
ADA STALLS REQUIRED: TBD
ADA STALL PROVIDED: TBD

RAMAKER
employee-owned
(608) 643-4100 www.ramaker.com

PRELIMINARY
FOR REVIEW
PURPOSES ONLY

REV		DATE
5	Price Set 5	11/17/2023
4	Price Set 4	10/13/2023
3	Price Set 3	10/06/2023
2	Price Set 2	09/20/2023
1	Price Set 1	08/11/2023

DATE ISSUED 10/13/2023

ISSUE PHASE SCHEMATIC DESIGN

PROJECT TITLE
FLOCLAIRE FACILITY

PROJECT OWNER
RICHARD MUMA

PROJECT LOCATION
STOUGHTON, WI

SHEET TITLE
ARCHITECTURAL SITE PLAN

PROJECT NUMBER 58766

SHEET NUMBER A001

This document contains confidential or proprietary information of Ramaker. Neither this document nor the information herein is to be reproduced, distributed, used or disclosed either in whole or in part except as authorized by Ramaker.

C:\Users\kurel\OneDrive - RAMAKER & ASSOCIATES\Documents\58766-ARH-FLOCLAIRE_BLDG_STOUGHTON-WI-R2022_CENTRAL_kurelWVFILE.rvt 11/16/2023 12:53:35 PM

© Copyright 2023 - Ramaker - All rights reserved
DRAWN BY: Author CHECKED BY: Checker

C:\Users\kurel\OneDrive - RAMAKER & ASSOCIATES\Documents\58766-ARH-FLOCLAIRE_BLDG_STOUGHTON-WI-R2022_CENTRAL_kurelWVFLE.rvt 11/16/2023 12:53:37 PM

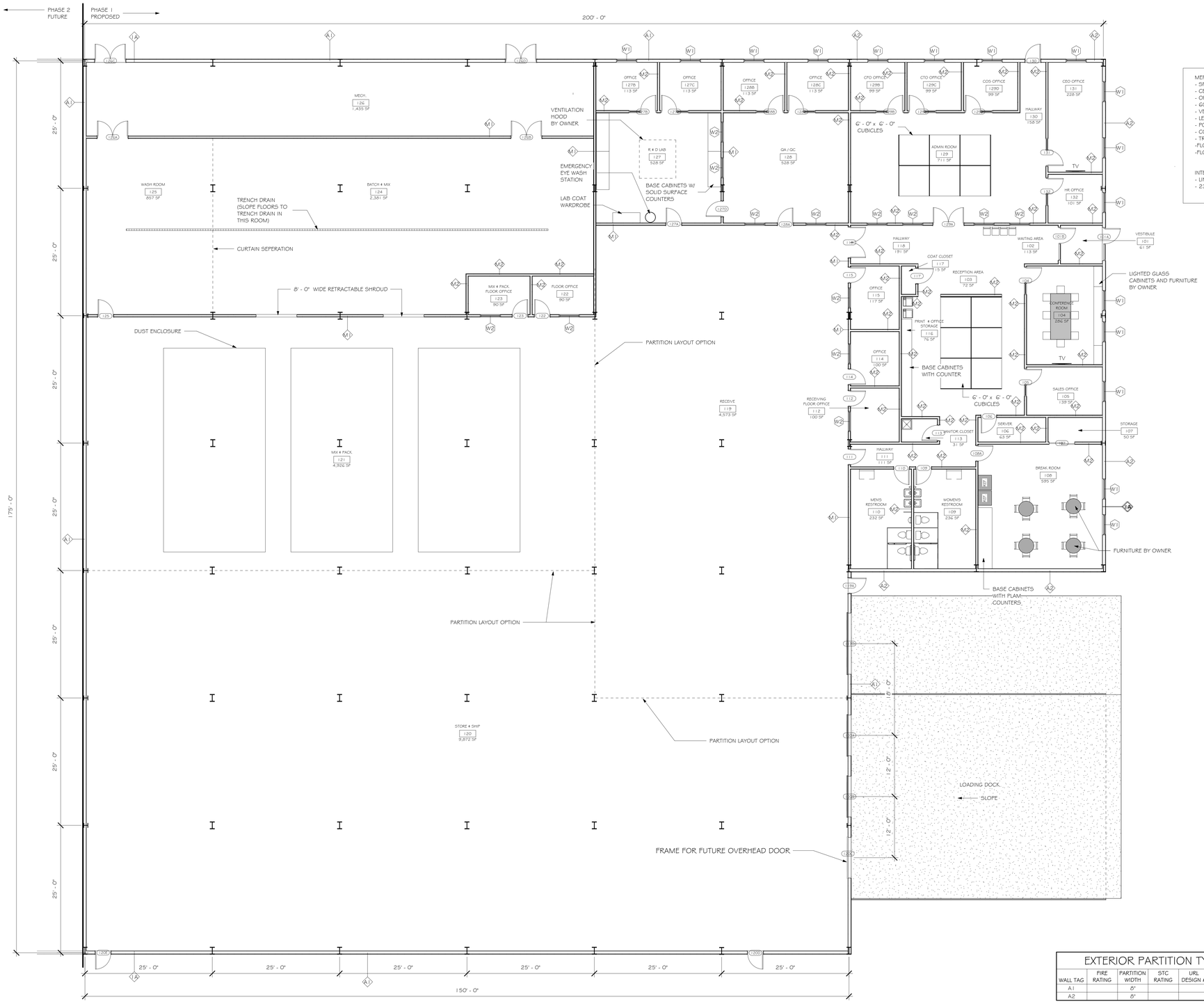

MEP NOTES:
- SPRINKLER SYSTEM REQUIRED
- CEILING FANS AT MANUFACTURING AREAS
- OFFICE AREA CONDITIONED
- 60% MAX HUMIDITY AT BATCH ROOM
- VENTILATION HOOD AT R&D LAB (BY OWNER)
- LED HIGH BAYLIGHTS
- POWER FOR FORKLIFT CHARGER (QTY 2)
- COMPRESSED AIR REQUIRED FOR FILLING EQUIPMENT
- TRENCH DRAIN WITH SLOPED FLOORS IN BATCH & MIX ROOM
-FLOOR DRAIN AT MECHANICAL ROOM
-FLOOR DRAINS AT TOILET ROOMS

INTERIOR NOTES:
- LINER PANEL PRICED AS OPTION
- 23' CLEAR STRUCTURE HEIGHT THROUGHOUT BUILDING

EXTERIOR PARTITION TYPES - MTL PANEL ON STL STUD

WALL TAG	FIRE RATING	PARTITION WIDTH	STC RATING	URL DESIGN #	NOTES
A1		8"			INTERIOR LINER PANEL TO 10' - 0"
A2		8"			GYP BD AT INTERIOR

INTERIOR PARTITION TYPES - GYP ON STEEL STUD

WALL TAG	FIRE RATING	PARTITION WIDTH	STC RATING	UL DESIGN #	NOTES
M1	-	6 1/8"			FULL HEIGHT WALL TO UNDERSIDE OF ROOF, GYP BD PT, 4" VB EA SIDE
M2	-	6 1/8"			10' - 0" HIGH WALL, GYP BD PT, 4" VB EA SIDE

SEE METAL BUILDING MANUFACTURER DRAWINGS FOR FRAMING LOCATIONS

NOTES:

- WALL, FLOOR, & ROOF ASSEMBLIES INDICATED WITH ◇. REFER TO VERTICAL & HORIZONTAL ASSEMBLY SHEETS FOR FURTHER INFO.

TBD

W1 EXTERIOR
SHOWN AS 4' - 0" X 5' - 2"

W2 INTERIOR
SHOWN AS 4' - 0" X 5' - 2"

W3 EXTERIOR
SHOWN AS 16' - 0" X 3' - 0"

PLAN NORTH
TRUE NORTH

1 FIRST FLOOR PLAN
SCALE: 1/8" = 1'-0"

RAMAKER
employee-owned
(608) 643-4100 www.ramaker.com

PRELIMINARY
FOR REVIEW
PURPOSES ONLY

REV		DATE
5	Price Set 5	11/17/2023
4	Price Set 4	10/13/2023
3	Price Set 3	10/06/2023
2	Price Set 2	09/20/2023
1	Price Set 1	08/11/2023

DATE ISSUED: 10/13/2023

ISSUE PHASE: SCHEMATIC DESIGN

PROJECT TITLE
FLOCLAIRE FACILITY

PROJECT OWNER
RICHARD MUMA

PROJECT LOCATION
STOUGHTON, WI

SHEET TITLE
FIRST FLOOR PLAN

PROJECT NUMBER: 58766

SHEET NUMBER: A101

This document contains confidential or proprietary information of Ramaker. Neither this document nor the information herein is to be reproduced, distributed, used or disclosed either in whole or in part except as authorized by Ramaker.

© Copyright 2023 - Ramaker - All rights reserved
DRAWN BY: Author CHECKED BY: Checker

C:\Users\kurel\OneDrive - RAMAKER & ASSOCIATES\Documents\58766-ARH-FLOCLAIRE_BLDG_STOUGHTON-WI-R2022_CENTRAL_kurelWFILE.rvt 11/16/2023 12:53:39 PM

1 FIRST FLOOR REFLECTED CEILING PLAN
SCALE: 1/8" = 1'-0"

RCP GENERAL NOTES

1. THIS PLAN SHOWS THE LOCATIONS OF ITEMS THAT ARE ARCHITECTURALLY SIGNIFICANT ONLY. PLUMBING, MECHANICAL, AND ELECTRICAL ITEMS INDICATED ARE REFERENCE ONLY.
2. REFER TO MEP PLANS FOR EXACT LOCATIONS AND DETAILS.
3. CONTRACTOR HAS OPTION TO USE GYP BD SUSP SYSTEM OR LIGHT GAGE METAL FRAMING AT DROPPED GYP BD CEILING LOCATIONS.
4. SUSP CLG TO BE CENTERED W/ BALANCE GRID DESIGN W/ EDGE UNITS NO LESS THAN 50% OF TILE SIZE
5. REFER TO SHEET G002 FOR GENERAL ARCHITECTURE NOTES & G003/G004 FOR RATED AREAS
6. SOFFITS (AND ANY ENCLOSED SPACE AREA) TO BE FRAMED WITH STL STUDS.

SHEET KEY NOTES

1. FIBERGLASS FACED GYPSUM WALLBOARD W/ PAINTED FINISH (NO TEXTURE)
2. EXPOSED STRUCTURE
3. 2' x 2' SUSPENDED ACOUSTICAL CEILING TILE
4. 2' x 2' CLEANABLE SUSPENDED ACOUSTICAL CEILING TILE

LEGEND

0'-0" CEILING HEIGHT TAG

2' x 2' ACOUSTICAL CEILING TILE

GYP BD CEILING - DO NOT EXCEED 200 SF BETWEEN CONTROL JOINTS

2' x 2' CLEAN WASHABLE ACOUSTICAL CEILING TILE

HIGH VOLUME CEILING FAN - SIZE = TBD

RAMAKER
employee-owned
(608) 643-4100 www.ramaker.com

PRELIMINARY
FOR REVIEW PURPOSES ONLY

REV		DATE
5	Price Set 5	11/17/2023
4	Price Set 4	10/13/2023
3	Price Set 3	10/06/2023
2	Price Set 2	09/20/2023
1	Price Set 1	08/11/2023

DATE ISSUED: 10/13/2023
ISSUE PHASE: SCHEMATIC DESIGN

PROJECT TITLE
FLOCLAIRE FACILITY

PROJECT OWNER
RICHARD MUMA

PROJECT LOCATION
STOUGHTON, WI

SHEET TITLE
REFLECTED CEILING PLAN

PROJECT NUMBER: 58766
SHEET NUMBER: A102

This document contains confidential or proprietary information of Ramaker. Neither this document nor the information herein is to be reproduced, distributed, used or disclosed either in whole or in part except as authorized by Ramaker.

© Copyright 2023 - Ramaker - All rights reserved
DRAWN BY: Author CHECKED BY: Checker

C:\Users\cfloyd\OneDrive - RAMAKER & ASSOCIATES\Documents\58766-ARH-FLOCLAIRE_BLDG_STOUGHTON-WI-R2022_CENTRAL_cfloydA23XE.rvt 12/19/2023 3:40:24 PM



1 ROOF
SCALE: 1/8" = 1'-0"

ROOF PLAN NOTES:

1. VERIFY EXACT LOCATIONS OF ROOF TOP MECHANICAL EQUIPMENT & MECHANICAL CURBS WITH THE MECHANICAL DRAWINGS.
2. REFER TO PLUMBING DRAWINGS FOR ALL PLUMBING PENETRATIONS.
3. REFER TO ELECTRICAL DRAWINGS FOR ALL ROOF PENETRATIONS AND EXACT LOCATIONS.
4. VENTS AT PARAPETS TO BE 20' O.C., MIN OF 2 VENTS PER DRAFTSTOP SPACE.

RAMAKER
employee-owned
(608) 643-4100 www.ramaker.com

PRELIMINARY
FOR REVIEW PURPOSES ONLY

REV		DATE

DATE ISSUED: 10/13/2023
ISSUE PHASE: SCHEMATIC DESIGN

PROJECT TITLE
FLOCLAIRE FACILITY

PROJECT OWNER
RICHARD MUMA

PROJECT LOCATION
STOUGHTON, WI

SHEET TITLE
ROOF PLAN

PROJECT NUMBER: 58766
SHEET NUMBER: A109

This document contains confidential or proprietary information of Ramaker. Neither this document nor the information herein is to be reproduced, distributed, used or disclosed either in whole or in part except as authorized by Ramaker.

© Copyright 2023 - Ramaker - All rights reserved
DRAWN BY: Author CHECKED BY: Checker

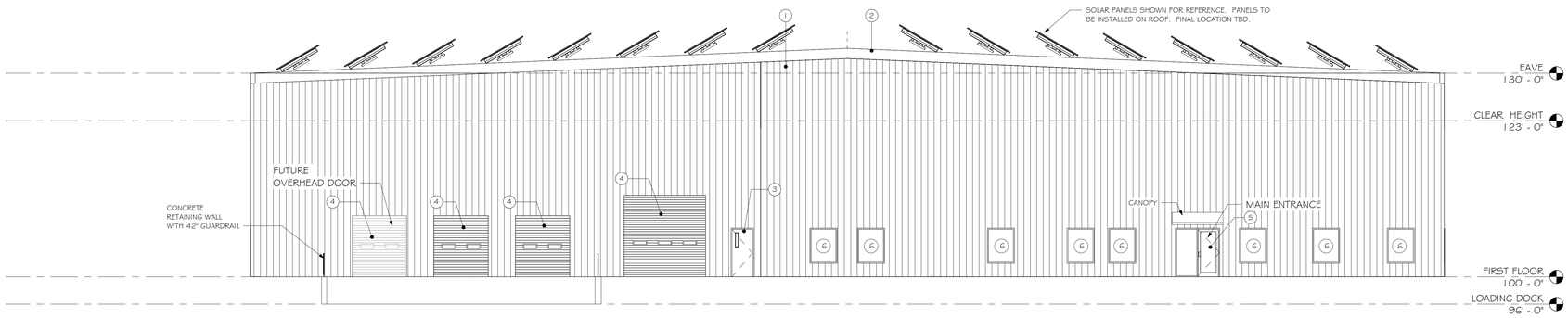

1 NORTH EXTERIOR ELEVATION
SCALE: 1/8" = 1'-0"

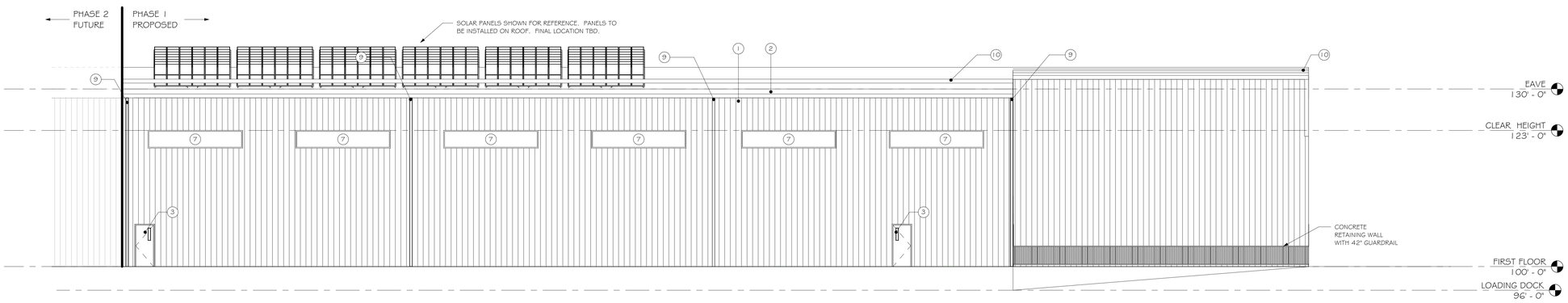

2 EAST EXTERIOR ELEVATION
SCALE: 1/8" = 1'-0"

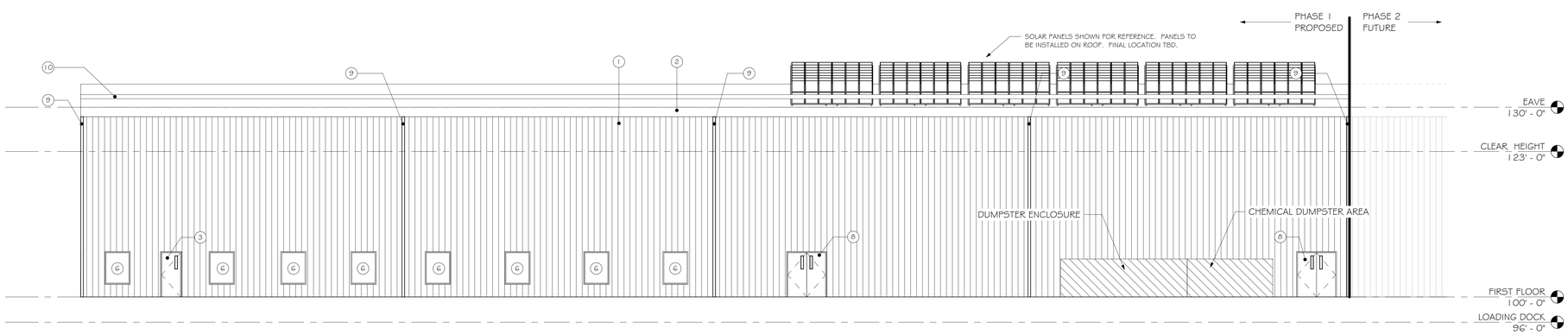

3 WEST EXTERIOR ELEVATION
SCALE: 1/8" = 1'-0"

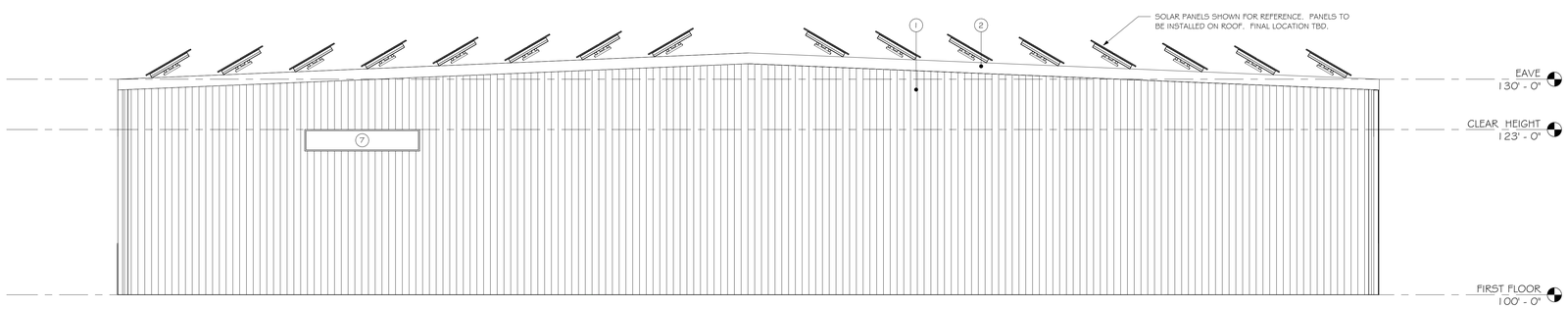

4 SOUTH EXTERIOR ELEVATION
SCALE: 1/8" = 1'-0"

EXTERIOR KEY NOTES

KEYNOTE TAG	DESCRIPTION	MANUFACTURER/STYLE	COLOR	REMARKS
1	V-RIB METAL WALL PANEL	TBD	TBD	
2	ALUMINUM FASCIA	TBD	TBD	
3	INSULATED STEEL SERVICE DOOR	TBD	TBD	VISION LITE
4	INSULATED OVERHEAD DOOR	TBD	TBD	VISION LITE
5	ALUMINUM ENTRY DOOR	TBD	TBD	FULL GLAZING W/ SIDE LITE
6	ALUMINUM WINDOWS 4' - 0" x 5' - 2"	TBD	TBD	
7	ALUMINUM WINDOWS 16' - 0" x 3' - 0"	TBD	TBD	
8	INSULATED STEEL SERVICE DOUBLE DOOR	TBD	TBD	VISION LITE NO ASTRAGAL
9	ALUMINUM GUTTERS & DOWNSPOUTS	TBD	TBD	ROUTE DOWN SPOUTS BELOW GRADE
10	SNOW GUARDS	TBD	TBD	

RAMAKER
employee-owned
(608) 643-4100 www.ramaker.com

PRELIMINARY
FOR REVIEW PURPOSES ONLY

REV		DATE
5	Pnce Set 5	11/17/2023
4	Pnce Set 4	10/13/2023
3	Pnce Set 3	10/06/2023
2	Pnce Set 2	09/20/2023
1	Pnce Set 1	08/11/2023

DATE ISSUED: 10/13/2023
ISSUE PHASE: SCHEMATIC DESIGN

PROJECT TITLE
FLOCLAIRE FACILITY

PROJECT OWNER
RICHARD MUMA

PROJECT LOCATION
STOUGHTON, WI

SHEET TITLE
EXTERIOR ELEVATIONS

PROJECT NUMBER: 58766
SHEET NUMBER: A201

This document contains confidential or proprietary information of Ramaker. Neither this document nor the information herein is to be reproduced, distributed, used or disclosed either in whole or in part except as authorized by Ramaker.

C:\Users\cfloyd\OneDrive - RAMAKER & ASSOCIATES\Documents\58766-ARH-FLOCLAIRE_BLDG_STOUGHTON-WI-R2022_CENTRAL_cfloydA2GXE.rvt 12/19/2023 3:40:28 PM