Stoughton Fire Department

January 25, 2021 Police and Fire Commission Report

Fire Chief – Josh Ripp

We are still working within the COVID-19 environment at Stoughton Fire Department. Stoughton FD staff has begun receiving the COVID-19 Vaccinations the week of January 18, through the Alliant Energy Center as well as Stoughton Hospital. At the time of this

Personnel Statistics

Captain Robby Lamers officially retired, effective Midnight, January 1, 2020. He has 22 years of service on Stoughton Fire. Once we have an ability to do so, we will do celebration for him. This leaves us with an opening for Captain. In the meantime, I've put Station Captain Jerry King in charge of Company 1 (the group Captain Lamers was part of).

Later this year we will need to do a promotion process for a Captain position. In preparation for it, job descriptions for the officer spots will need to be developed and approved by various committees.

Staffing wise, we have:

36 Members on our roster

- 1 Member - We will begin the process of dropping from the department due to inactivity.
- 35 Members are currently active and responding as they deem appropriate

I will be taking 2 of the 3 people we interviewed in December. We haven't completed the process yet, but hoping to have them onboard by mid-February.

Training:

We began training in person January 4, splitting the dept into smaller groups, using social distancing, masks and specific cleaning of our equipment. This will be the plan moving ahead. We are using procedures other Fire Departments in Dane County have been utilizing this year. Along with that, all in all, City of Madison is the only department that has had a significant impact to staffing from quarantines, due to possible exposures.

I've included the training schedule that has been set for the year. This is flexible, but one thing you'll note is an emphasis on basic skills, to get everyone at the same level. The plan is to set up trainings in 2022 that are more advanced, but we needed to make sure people are at a consistent level of skills before moving ahead.

Call Statistics

We ended 2020 with 351 calls. Here is the comparison with past years.

	2020	2019	2018
Stoughton	205	224	214
Dunkirk	31	35	25
Dunn	34	24	43
Pleasant Springs	32	33	30
Rutland	12	14	15
Mutual Aid	37	39	49
TOTAL	**351**	**369**	**376**

Time Statistics

The second set of numbers/graphs represent our response times (time from dispatch to on location). 2020 Stats Summary.

96.5% of our calls, we reach in 20 min or less. (District Wide). 2019 was 95%

76% of our calls, we reach in 12 min or less. (District Wide). 2019 was 74%

Other Statistics

I've included some information on other call statistics:

- Call by day of week for 2020 and 2019
- Calls by hour of the day for 2020 and 2019

Summary:

- 31% of our calls occur on the weekend in 2020, 30% in 2019
- We get 54% of our calls from 6 am to 5 pm, when most people who work outside of the City, are often unavailable.

Reporting Software

Our Transition to ESO from Firehouse has begun. We are entering reports into the new software beginning January 1, 2021. In February, we are scheduled to move the reports from Firehouse to ESO.

My goal is to have more meaningful reports on what our department is doing, and how we perform.

Grant Money – I applied for, and received $5400 dollars for a grant from the DNR, that we'll use to refresh our wildland gear. It is planned to cover about 25 personnel, with priority given to those that will be marching through fields, woods, etc.

Significant Calls:

We assisted on a fatality accident at Hwy 51 and Rutland-Dunn Townline road. We've been called to assist a couple MABAS calls as well (Oregon, Edgerton, and McFarland) on Box Alarm calls.

Training

The training committee has been hard at work, and doing well. We've received many compliments from Dept members on what they have put together. They are doing well working in the virtual environment.

Projects

Equipment – My goal is to have Squad 5 in service by the end of January. We began moving/placing equipment on a test basis, and found some of the shelving units to be fairly weak, and had to be replaced/repaired by Pierce. This has pushed things back quite a bit. Once it is in service, the old Squad 5 will be put out to sale, likely through Wisconsin Surplus. We have gotten word out to departments looking at units, and I think there will be some good interest in the truck.

New Car 1 and Brush 7 are in service, and in use. Car 1 is awaiting some equipment yet for installation, but is serviceable today.

Old Fire Truck – Eric Hohol has taken lead on the 1936 chevy truck. He's working on fundraising for the purchase of the truck.

STOUGHTON

Incidents by Township (Summary)

Alarm Date Between {01/01/2020} And {12/31/2020}

Township		Count	Pct of Incidents	Est Losses	Pct of Losses
0	City of Stoughton	205	58.40 %	$292,800	49.23 %
1	Dunkirk	31	8.83 %	$10,000	1.68 %
2	Dunn	34	9.68 %	$0	0.00 %
3	Pleasant Springs	32	9.11 %	$291,000	48.92 %
4	Rutland	12	3.41 %	$1,000	0.17 %
6	Albion	2	0.56 %	$0	0.00 %
99	All Other Towns, Villages, Countys or Citys	35	9.97 %	$0	0.00 %

Total Incident Count: 351 **Total Est Losses: $594,800**

STOUGHTON

Incidents by Township (Summary)

Alarm Date Between {01/01/2019} And {12/31/2019}

Township		Count	Pct of Incidents	Est Losses	Pct of Losses
0	City of Stoughton	224	60.70 %	$71,150	17.35 %
1	Dunkirk	35	9.48 %	$75,000	18.29 %
2	Dunn	24	6.50 %	$0	0.00 %
3	Pleasant Springs	33	8.94 %	$239,000	58.27 %
4	Rutland	14	3.79 %	$0	0.00 %
6	Albion	5	1.35 %	$0	0.00 %
99	All Other Towns, Villages, Countys or Citys	34	9.21 %	$25,000	6.10 %

Total Incident Count: 369 **Total Est Losses: $410,150**

STOUGHTON

Incidents by Township (Summary)

Alarm Date Between {01/01/2018} And {12/31/2018}

Township		Count	Pct of Incidents	Est Losses	Pct of Losses
0	City of Stoughton	214	56.91 %	$97,040	22.94 %
1	Dunkirk	25	6.64 %	$50,000	11.82 %
2	Dunn	43	11.43 %	$0	0.00 %
3	Pleasant Springs	30	7.97 %	$53,500	12.65 %
4	Rutland	15	3.98 %	$0	0.00 %
6	Albion	7	1.86 %	$11,000	2.60 %
99	All Other Towns, Villages, Countys or Citys	42	11.17 %	$211,502	50.00 %

Total Incident Count: 376 **Total Est Losses: $423,042**

STOUGHTON

Incident Response Time Analysis

Alarm Date Between {01/01/2020} And {12/31/2020}

Response Hrs Mins	Count	Percentage
00	5	1.4%
01	2	0.5%
02	8	2.3%
03	11	3.1%
04	15	4.3%
05	19	5.4%
06	25	7.2%
07	34	9.8%
08	34	9.8%
09	18	5.2%
10	24	6.9%
11	41	11.8%
12	27	7.8%
13	25	7.2%
14	15	4.3%
15	13	3.7%
16	6	1.7%
17	4	1.1%
18	7	2.0%
19	3	0.8%
20	1	0.2%
21	1	0.2%
23	1	0.2%
24	2	0.5%
27	1	0.2%
28	3	0.8%
55	1	0.2%
	346	

Overall Average Response Time: 00:09:50

NFIRS Incidents by Response Time (in minutes)

Alarm Date Between {01/01/2020} And {12/31/2020}

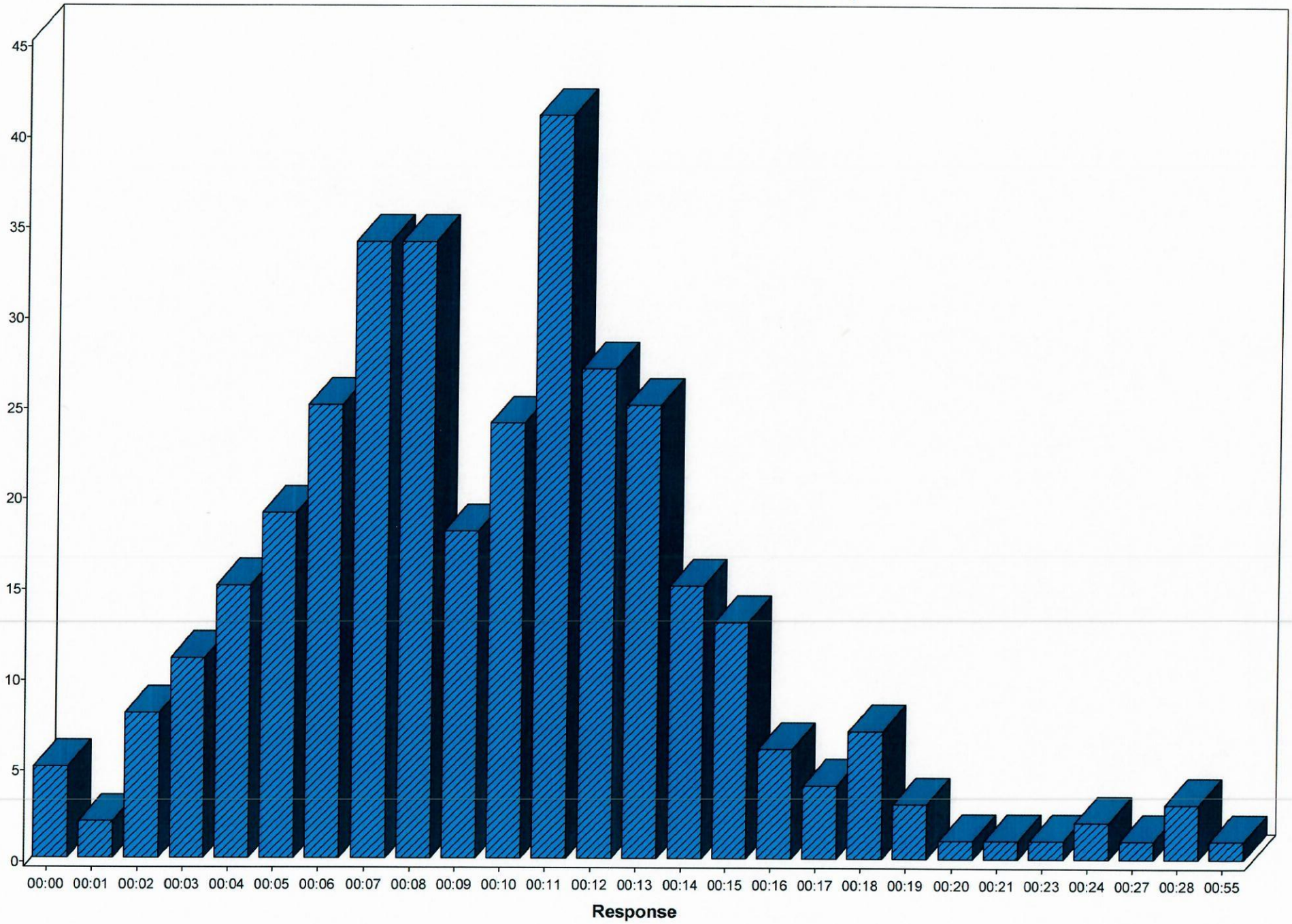

STOUGHTON

Incident Response Time Analysis

Alarm Date Between {01/01/2019} And {12/31/2019}

Response Hrs Mins	Count	Percentage
00	1	0.2%
01	2	0.5%
02	8	2.1%
03	13	3.5%
04	16	4.3%
05	24	6.5%
06	16	4.3%
07	33	8.9%
08	27	7.3%
09	38	10.2%
10	44	11.9%
11	29	7.8%
12	24	6.5%
13	19	5.1%
14	20	5.4%
15	10	2.7%
16	10	2.7%
17	3	0.8%
18	6	1.6%
19	5	1.3%
20	4	1.0%
21	1	0.2%
23	1	0.2%
25	3	0.8%
27	2	0.5%
31	1	0.2%
33	2	0.5%
34	1	0.2%
35	1	0.2%
37	1	0.2%
40	1	0.2%
42	1	0.2%
45	1	0.2%
48	1	0.2%
	369	

Overall Average Response Time: 00:10:33

NFIRS Incidents by Response Time (in minutes)

Alarm Date Between {01/01/2019} And {12/31/2019}

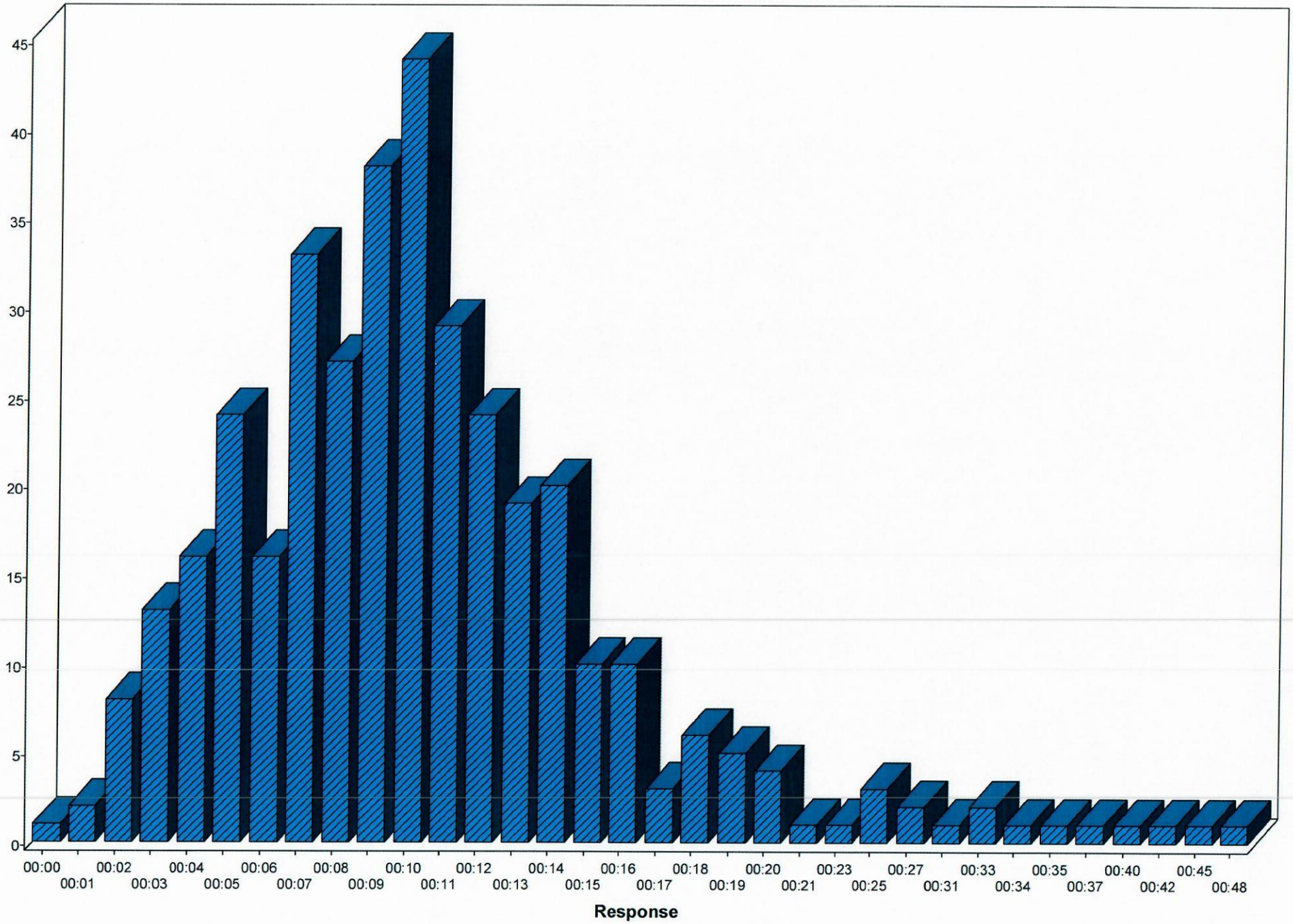

STOUGHTON

Incidents by Day of Week/Shift

Alarm Date Between {01/01/2020} And {12/31/2020}

Day/Shift	Count	Pct
Sunday		
C General Alarms Fires or	60	17.09 %
	60	17.09 %
Monday		
C General Alarms Fires or	49	13.96 %
	49	13.96 %
Tuesday		
C General Alarms Fires or	58	16.52 %
	58	16.52 %
Wednesday		
C General Alarms Fires or	45	12.82 %
	45	12.82 %
Thursday		
C General Alarms Fires or	44	12.53 %
	44	12.53 %
Friday		
C General Alarms Fires or	45	12.82 %
	45	12.82 %
Saturday		
C General Alarms Fires or	50	14.24 %
	50	14.24 %

Incident Responses by Day of Week

Alarm Date Between {01/01/2020} And {12/31/2020}

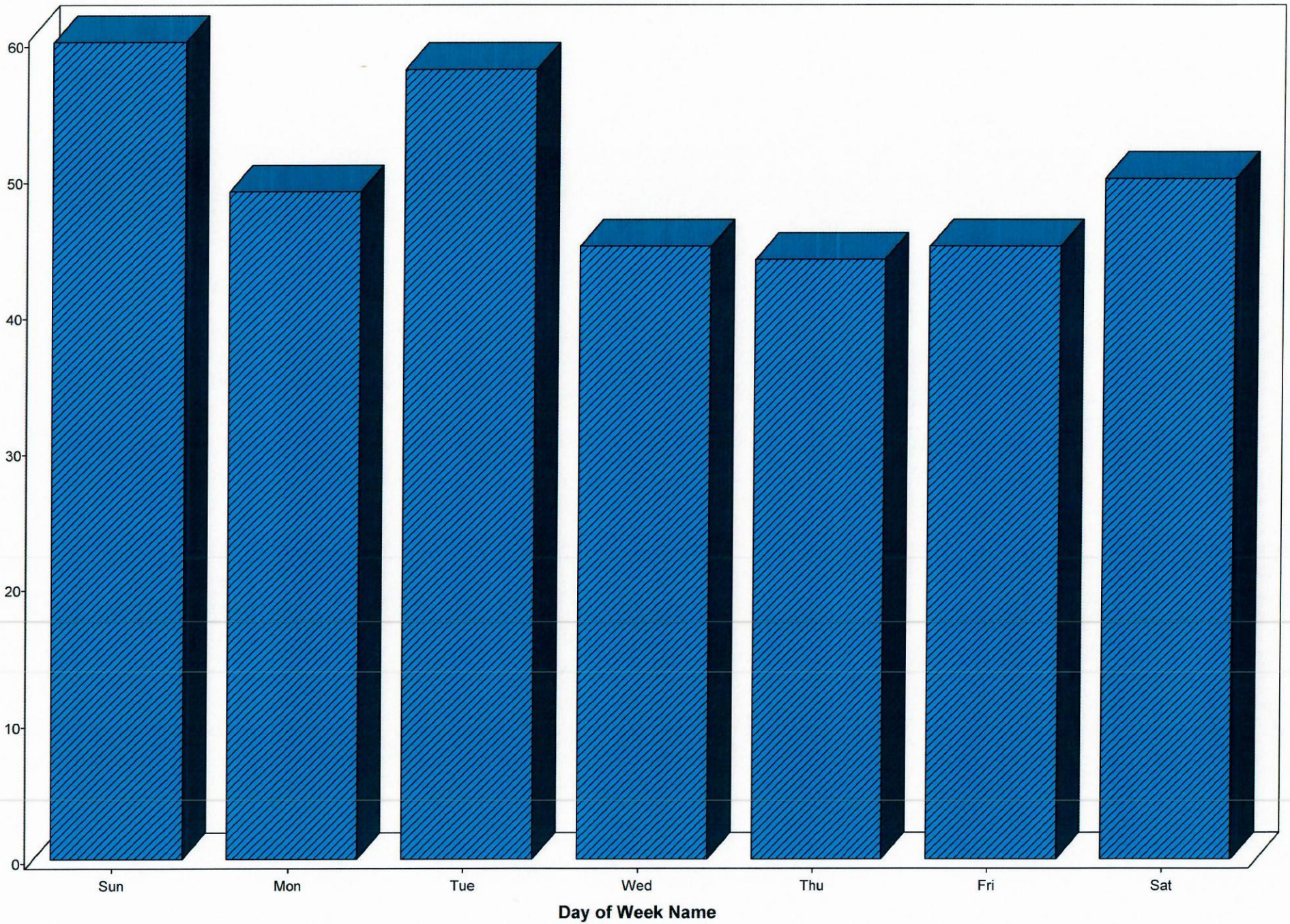

STOUGHTON

Incidents by Day of Week/Shift

Alarm Date Between {01/01/2019} And {12/31/2019}

Day/Shift	Count	Pct
Sunday		
C General Alarms Fires or	57	15.44 %
	57	15.44 %
Monday		
C General Alarms Fires or	62	16.80 %
	62	16.80 %
Tuesday		
C General Alarms Fires or	60	16.26 %
E Fire Tech	1	0.27 %
	61	16.53 %
Wednesday		
C General Alarms Fires or	39	10.56 %
	39	10.56 %
Thursday		
C General Alarms Fires or	56	15.17 %
	56	15.17 %
Friday		
C General Alarms Fires or	38	10.29 %
	38	10.29 %
Saturday		
C General Alarms Fires or	55	14.90 %
N Duty Crew Call	1	0.27 %
	56	15.17 %

Incident Responses by Day of Week

Alarm Date Between {01/01/2019} And {12/31/2019}

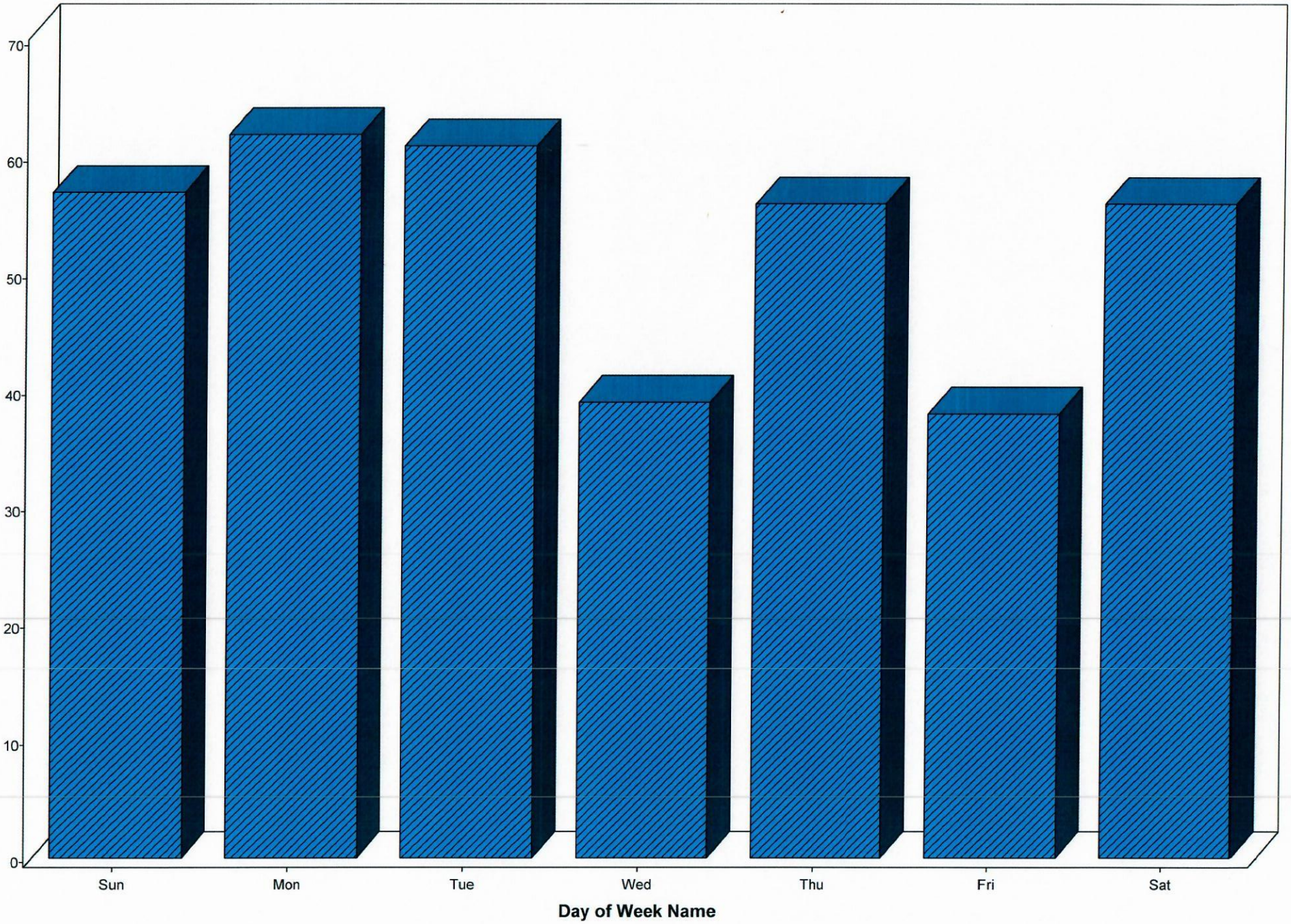

STOUGHTON

Alarm Time Analysis

Alarm Date Between {01/01/2020} And {12/31/2020}

Alarm Hour	Count	Percent
00:00	7	1.99%
01:00	14	3.98%
02:00	8	2.27%
03:00	6	1.70%
04:00	8	2.27%
05:00	10	2.84%
06:00	11	3.13%
07:00	19	5.41%
08:00	10	2.84%
09:00	16	4.55%
10:00	13	3.70%
11:00	13	3.70%
12:00	13	3.70%
13:00	20	5.69%
14:00	17	4.84%
15:00	23	6.55%
16:00	11	3.13%
17:00	24	6.83%
18:00	20	5.69%
19:00	20	5.69%
20:00	18	5.12%
21:00	19	5.41%
22:00	16	4.55%
23:00	15	4.27%

NFIRS Incidents by Response Time (in minutes)

Alarm Date Between {01/01/2020} And {12/31/2020}

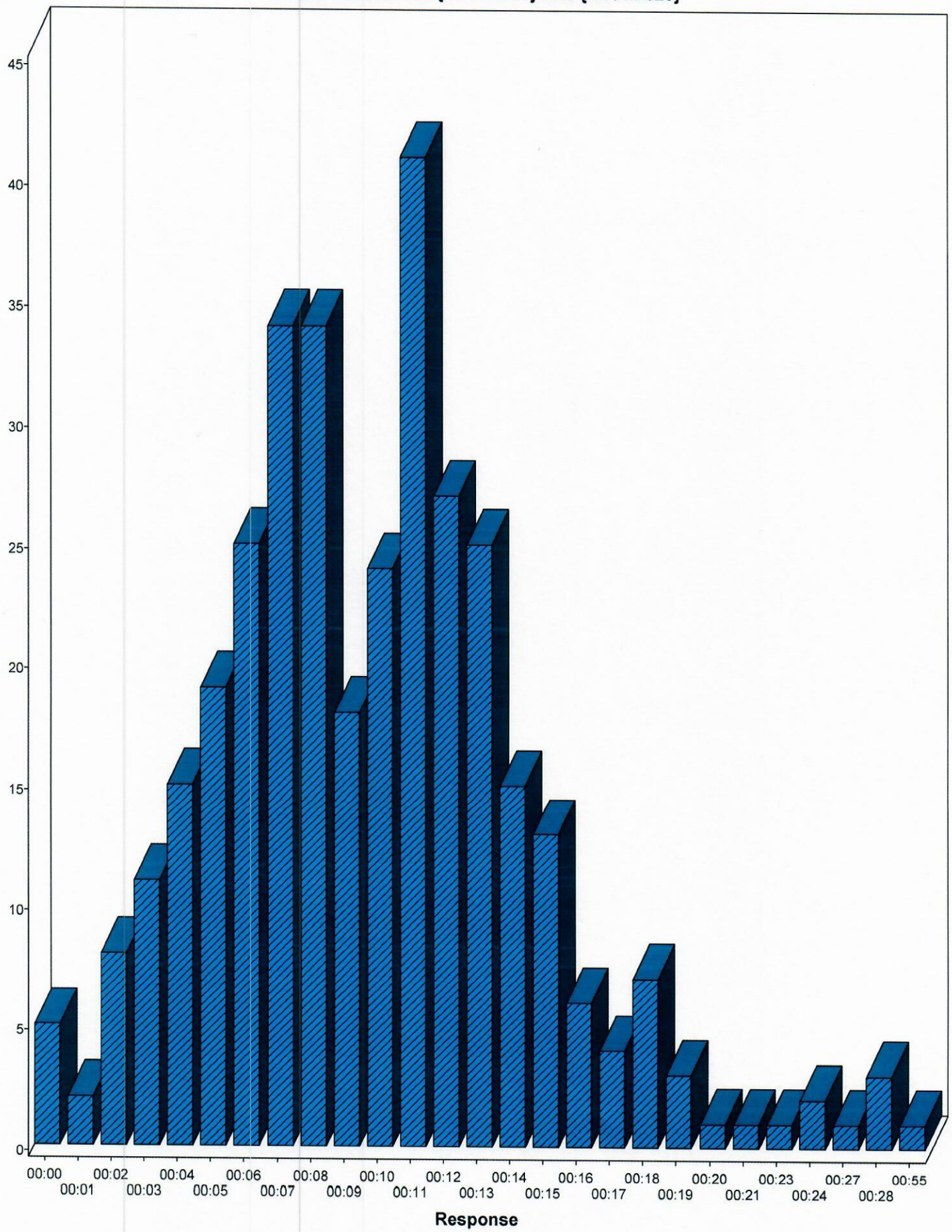

STOUGHTON

Alarm Time Analysis

Alarm Date Between {01/01/2019} And {12/31/2019}

Alarm Hour	Count	Percent
00:00	8	2.16%
01:00	6	1.62%
02:00	5	1.35%
03:00	4	1.08%
04:00	9	2.43%
05:00	7	1.89%
06:00	14	3.79%
07:00	13	3.52%
08:00	19	5.14%
09:00	16	4.33%
10:00	19	5.14%
11:00	25	6.77%
12:00	19	5.14%
13:00	16	4.33%
14:00	15	4.06%
15:00	38	10.29%
16:00	24	6.50%
17:00	21	5.69%
18:00	19	5.14%
19:00	25	6.77%
20:00	15	4.06%
21:00	12	3.25%
22:00	8	2.16%
23:00	12	3.25%

NFIRS Incidents by Response Time (in minutes)
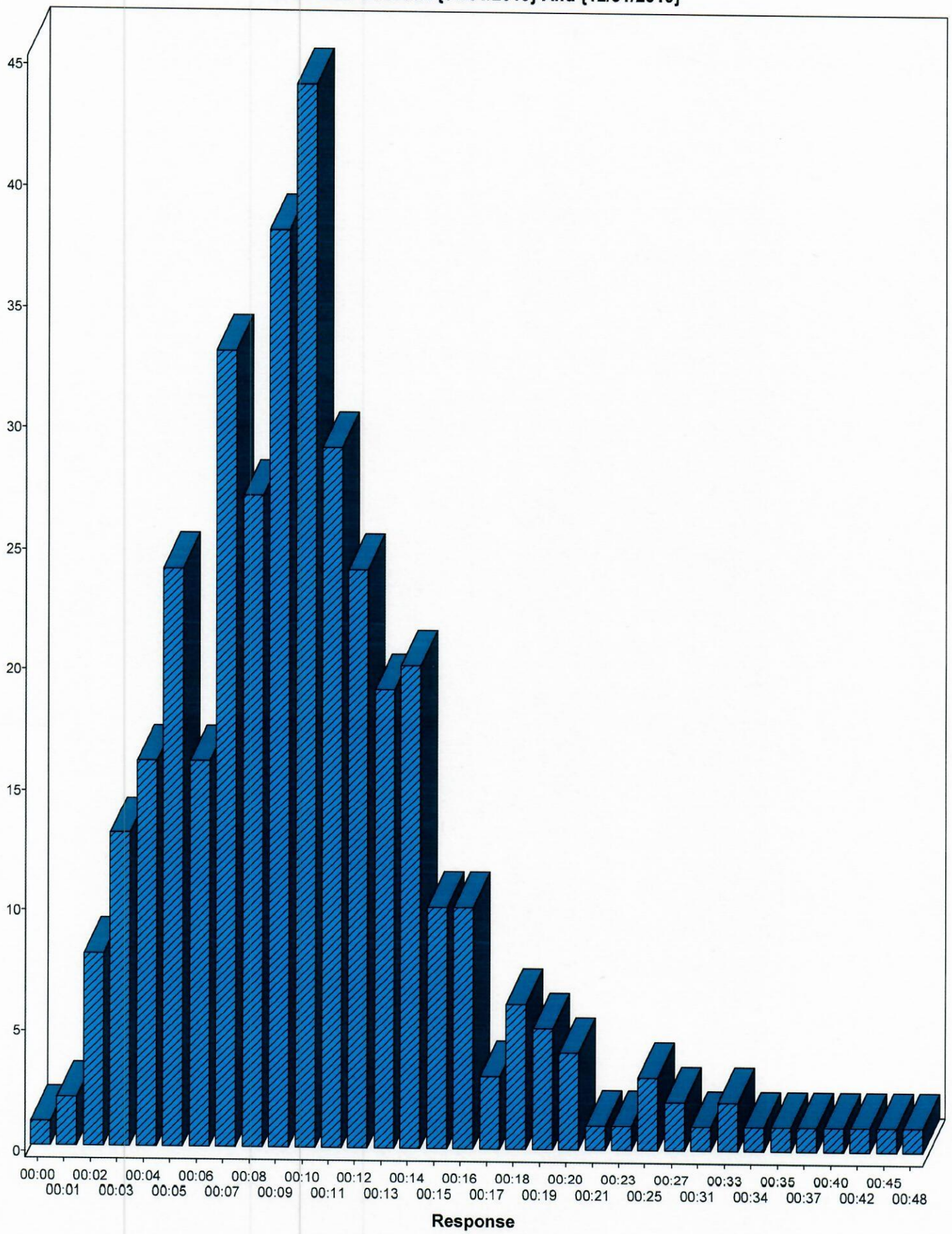
Alarm Date Between {01/01/2019} And {12/31/2019}