Q1 Please indicate your age:

Answered: 2 Skipped: 0

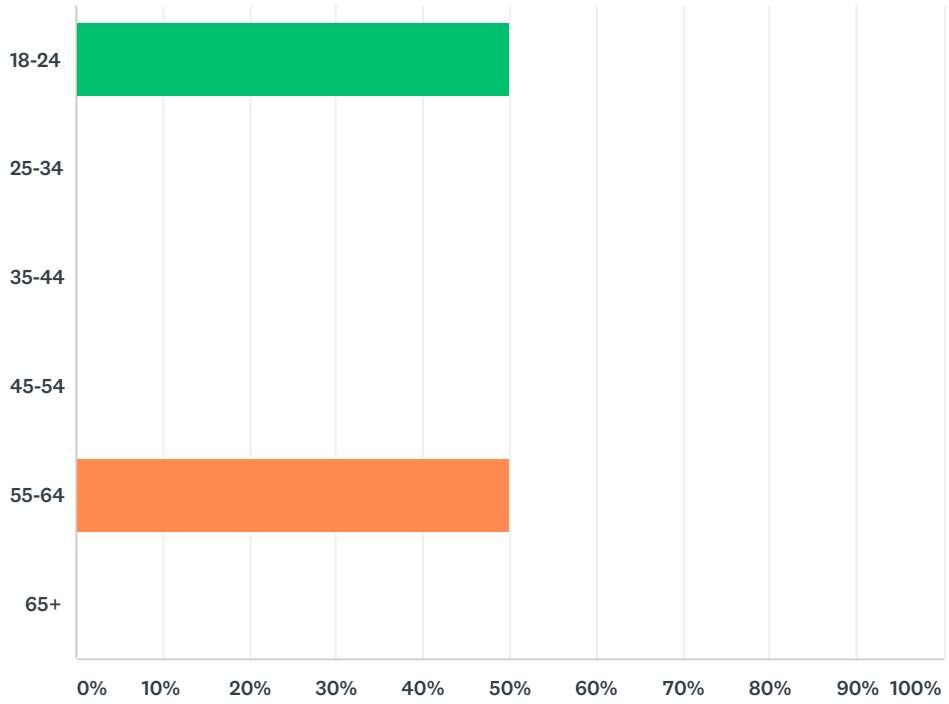

ANSWER CHOICES	RESPONSES	
18-24	50.00%	1
25-34	0.00%	0
35-44	0.00%	0
45-54	0.00%	0
55-64	50.00%	1
65+	0.00%	0
TOTAL		2

Q2 Please indicate the number of people living in your house hold by age:

Answered: 2 Skipped: 0

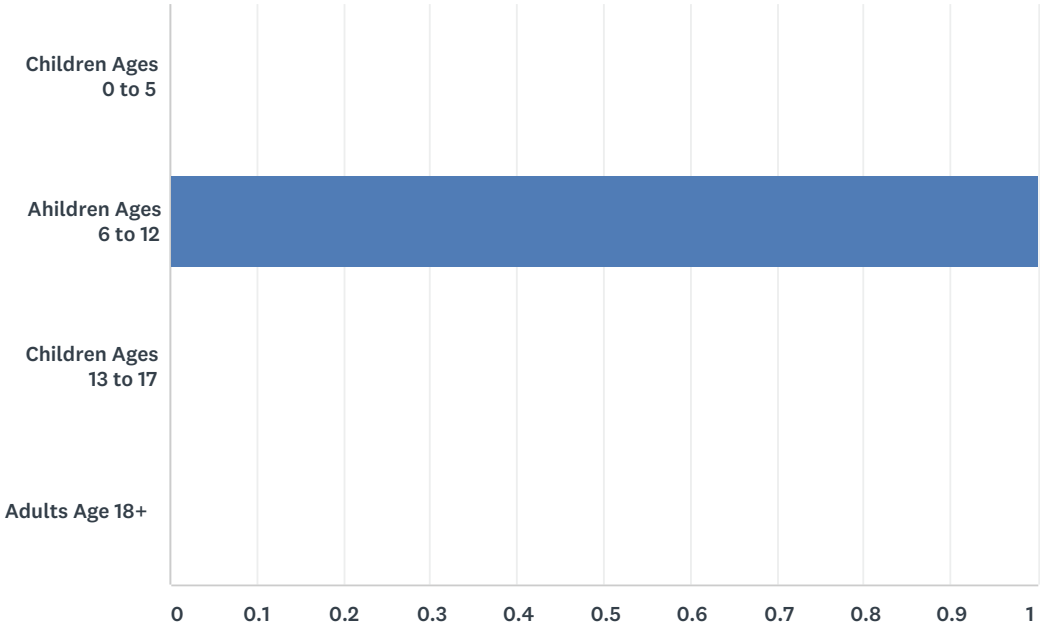

ANSWER CHOICES	AVERAGE NUMBER	TOTAL NUMBER	RESPONSES
Children Ages 0 to 5	0	0	1
Ahildren Ages 6 to 12	1	1	1
Children Ages 13 to 17	0	0	0
Adults Age 18+	0	0	0
Total Respondents: 2			

Q3 Please indicate your gender:

Answered: 2 Skipped: 0

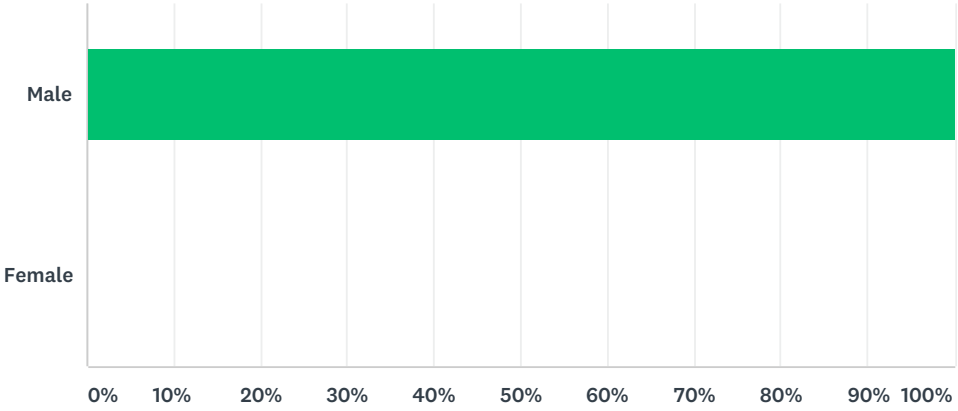

ANSWER CHOICES	RESPONSES	
Male	100.00%	2
Female	0.00%	0
TOTAL		2

Q4 Do you or someone in your household require ADA accommodations?

Answered: 2 Skipped: 0

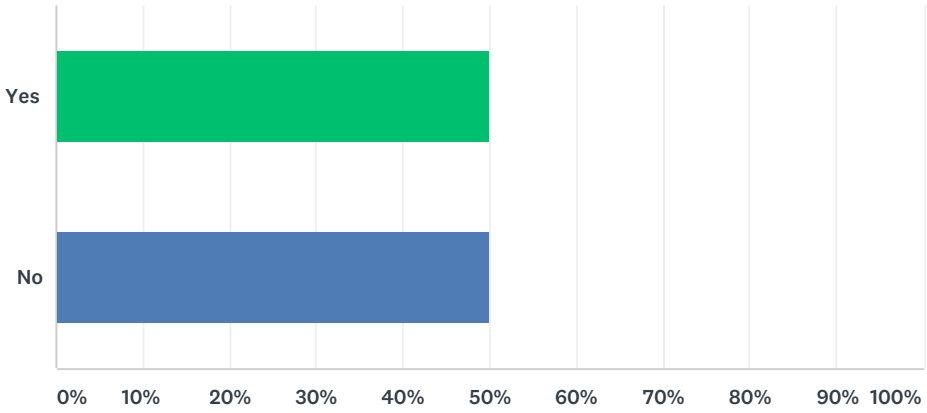

ANSWER CHOICES	RESPONSES	
Yes	50.00%	1
No	50.00%	1
TOTAL		2

Q5 Please indicate where you vote:

Answered: 2 Skipped: 0

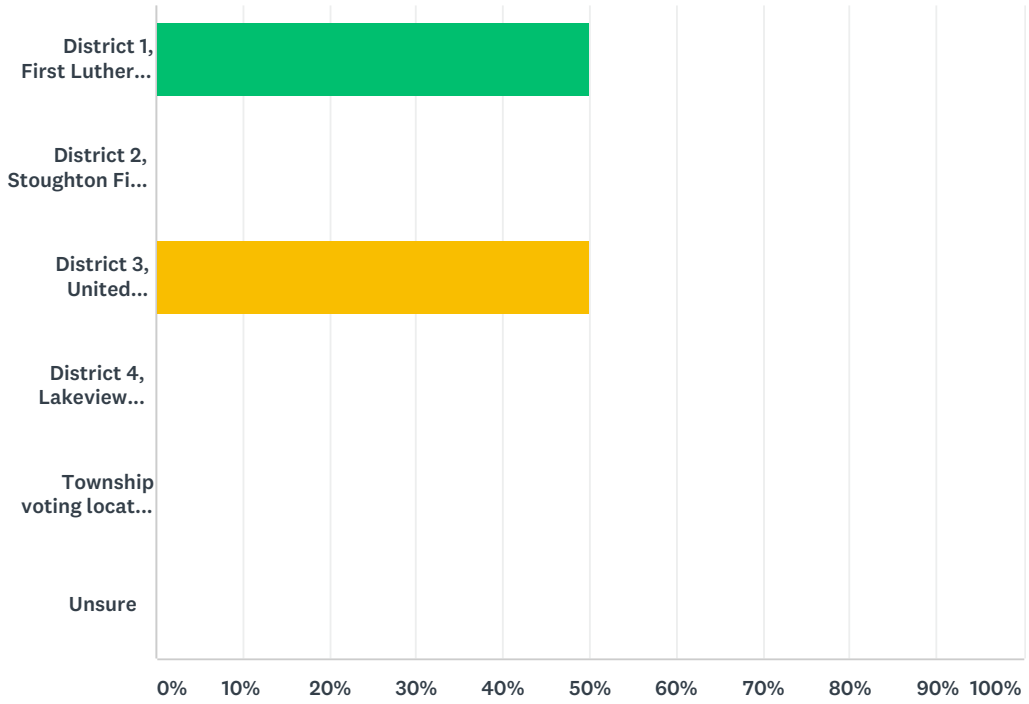

ANSWER CHOICES	RESPONSES	
District 1, First Lutheran Church, 310 E. Washington Street	50.00%	1
District 2, Stoughton Fire Station, 381 E. Main Street	0.00%	0
District 3, United Methodist Church, 525 Lincoln Avenue	50.00%	1
District 4, Lakeview Church, 2200 Lincoln Avenue	0.00%	0
Township voting location (outside of city)	0.00%	0
Unsure	0.00%	0
TOTAL		2

Q6 Which of the following best represents your household's gross income?

Answered: 2 Skipped: 0

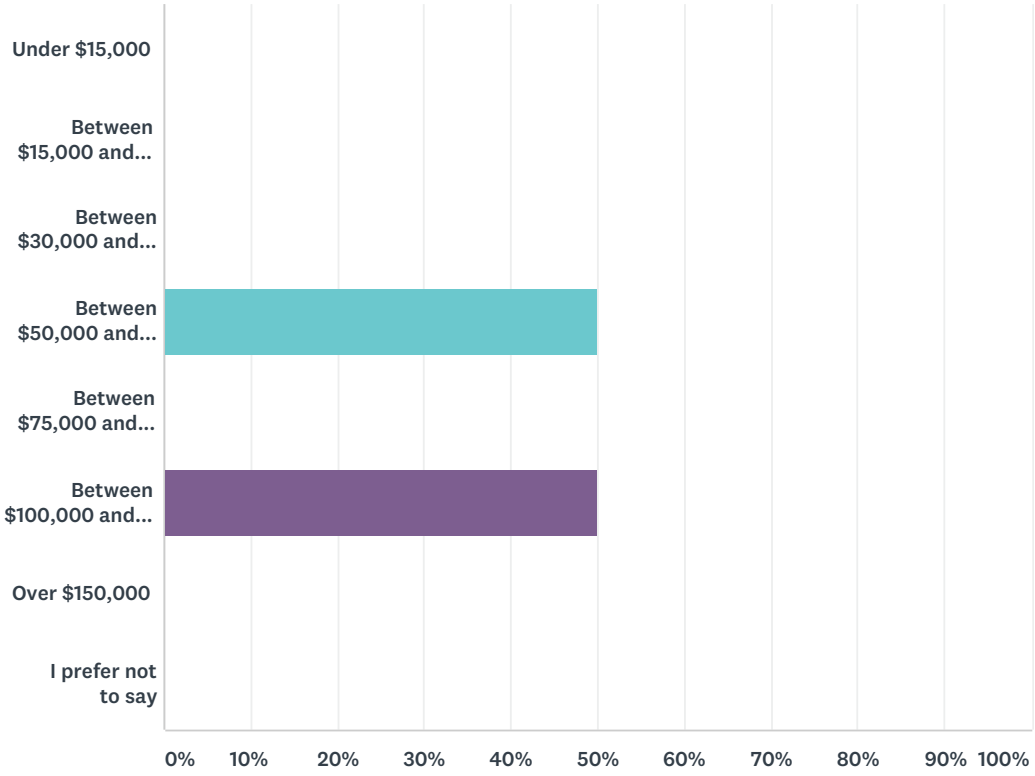

ANSWER CHOICES	RESPONSES	
Under $15,000	0.00%	0
Between $15,000 and $29,999	0.00%	0
Between $30,000 and $49,999	0.00%	0
Between $50,000 and $74,999	50.00%	1
Between $75,000 and $99,999	0.00%	0
Between $100,000 and $150,000	50.00%	1
Over $150,000	0.00%	0
I prefer not to say	0.00%	0
TOTAL		2

Q7 Have you or members of your hosehold visited any City parks or trails during the past 12 months?

Answered: 0 Skipped: 2

No matching responses.

ANSWER CHOICES	RESPONSES	
Yes	0.00%	0
No	0.00%	0
TOTAL		0

Q8 How often do you visit parks in the summer?

Answered: 1 Skipped: 1

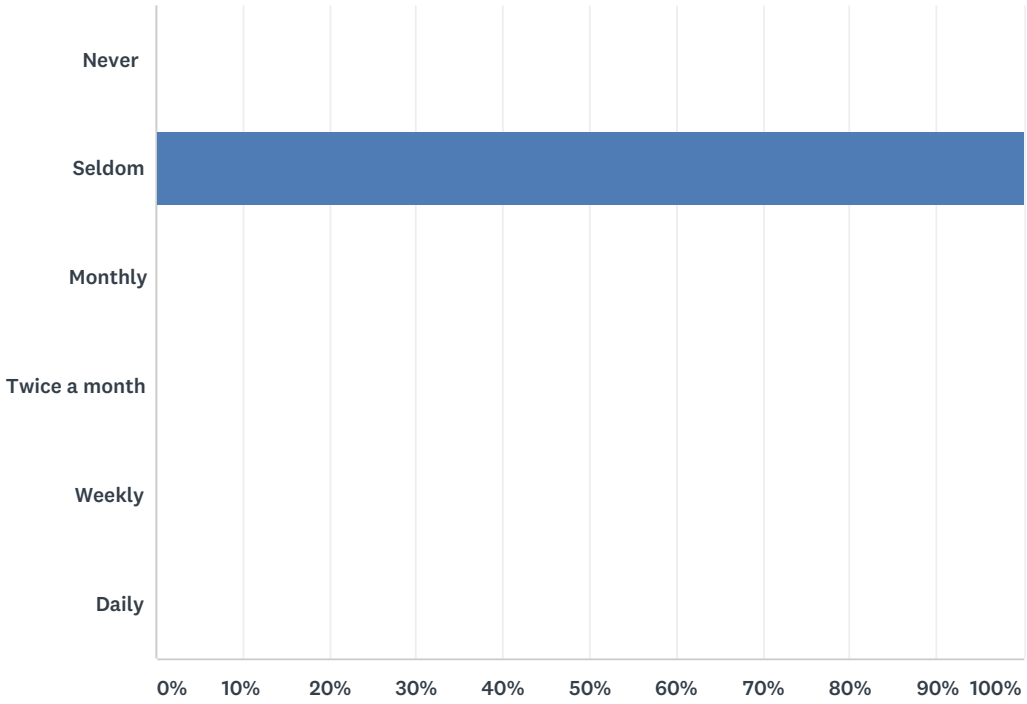

ANSWER CHOICES	RESPONSES	
Never	0.00%	0
Seldom	100.00%	1
Monthly	0.00%	0
Twice a month	0.00%	0
Weekly	0.00%	0
Daily	0.00%	0
TOTAL		1

Q9 How often do you visit parks in the winter?

Answered: 1 Skipped: 1

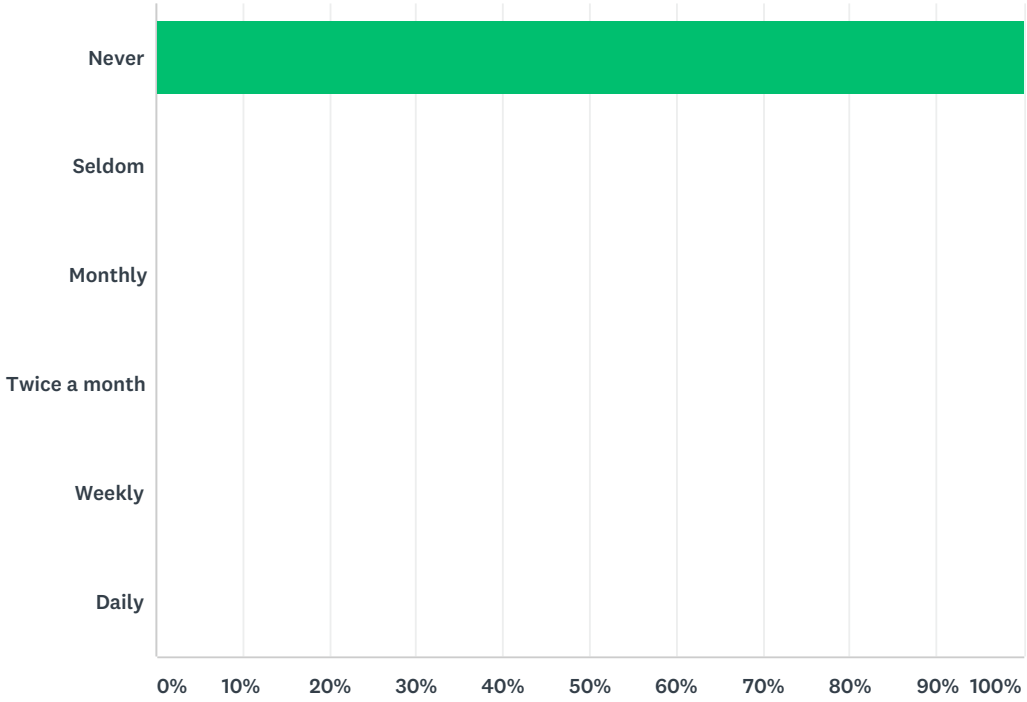

ANSWER CHOICES	RESPONSES	
Never	100.00%	1
Seldom	0.00%	0
Monthly	0.00%	0
Twice a month	0.00%	0
Weekly	0.00%	0
Daily	0.00%	0
TOTAL		1

Q10 Which City of Stoughton parks or trails do you use the most often? Please select your top three.

Answered: 1 Skipped: 1

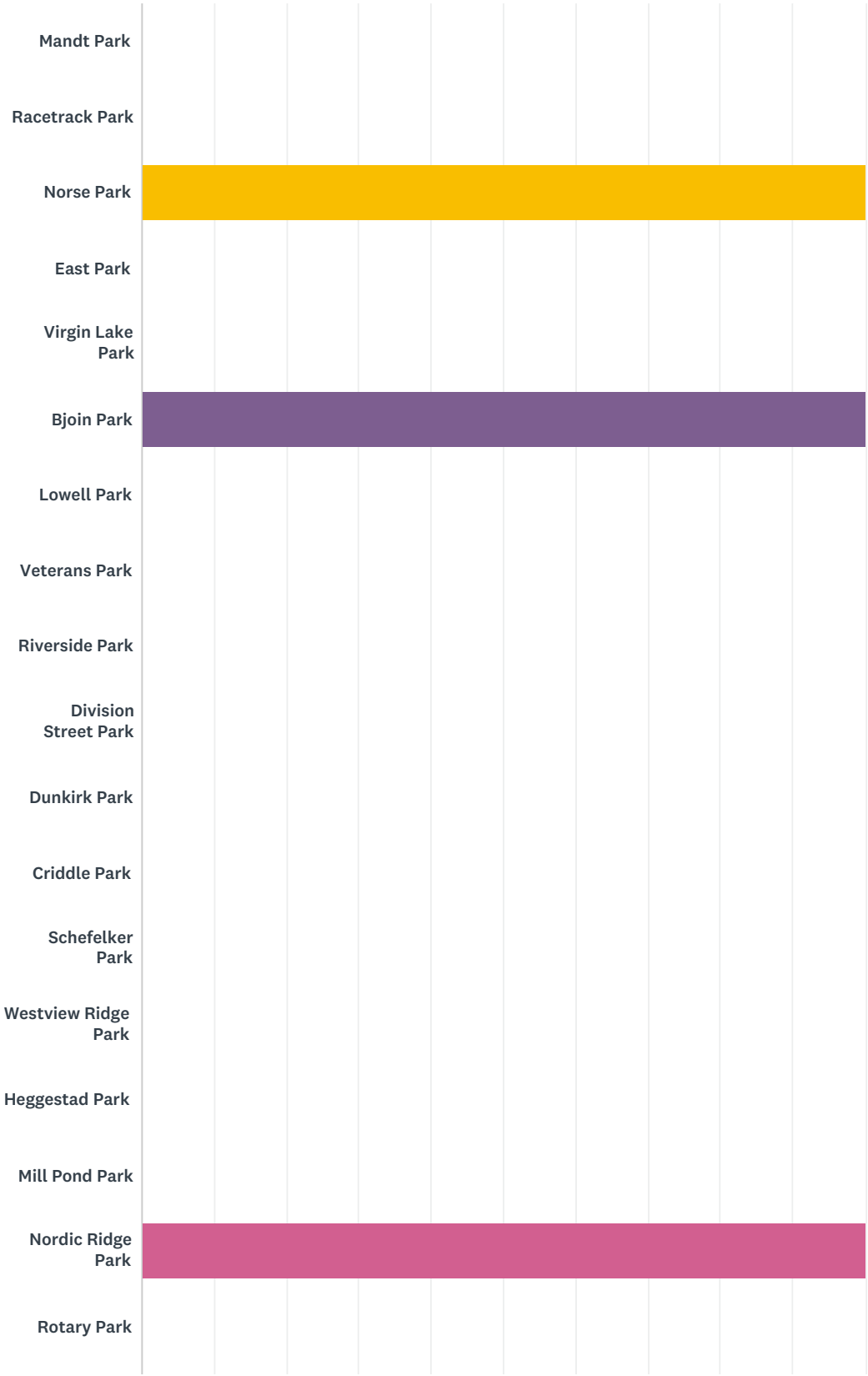

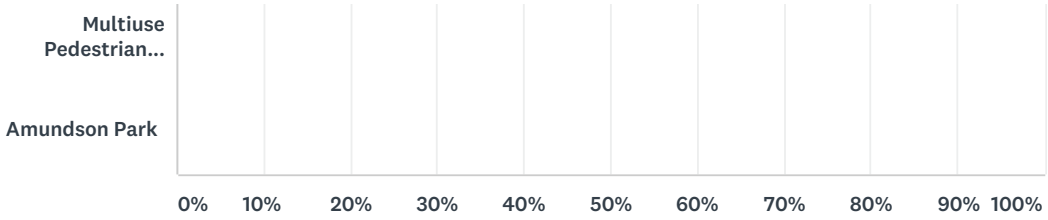

ANSWER CHOICES	RESPONSES	
Mandt Park	0.00%	0
Racetrack Park	0.00%	0
Norse Park	100.00%	1
East Park	0.00%	0
Virgin Lake Park	0.00%	0
Bjoin Park	100.00%	1
Lowell Park	0.00%	0
Veterans Park	0.00%	0
Riverside Park	0.00%	0
Division Street Park	0.00%	0
Dunkirk Park	0.00%	0
Criddle Park	0.00%	0
Schefelker Park	0.00%	0
Westview Ridge Park	0.00%	0
Heggestad Park	0.00%	0
Mill Pond Park	0.00%	0
Nordic Ridge Park	100.00%	1
Rotary Park	0.00%	0
Multiuse Pedestrian Trails	0.00%	0
Amundson Park	0.00%	0
Total Respondents: 1		

Q11 Why do you visit those three parks the most? Please select up to three options.

Answered: 1 Skipped: 1

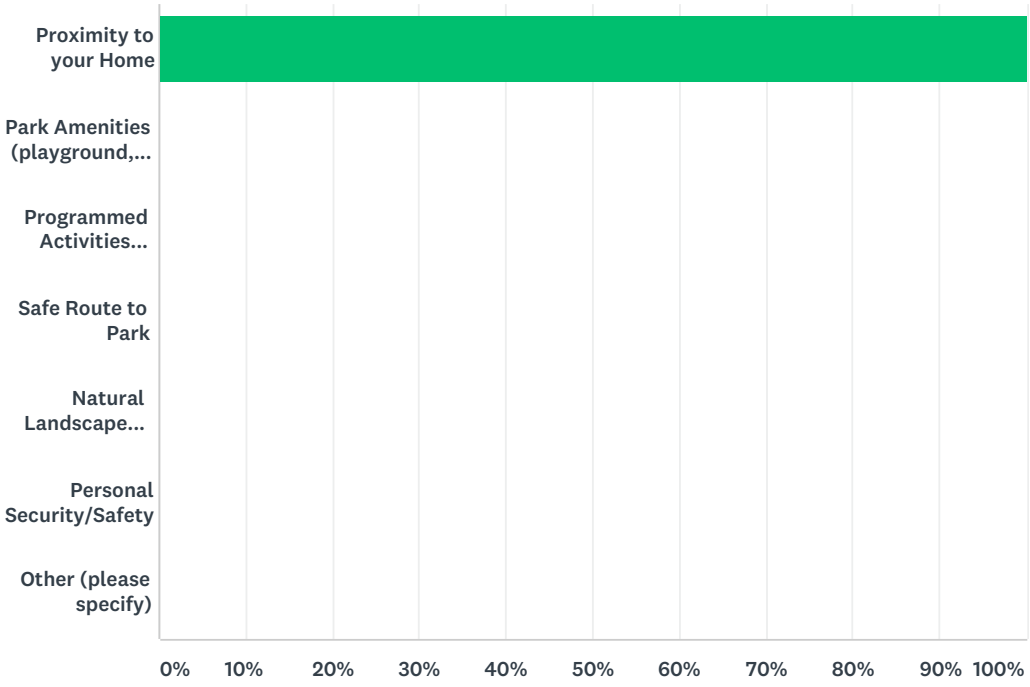

ANSWER CHOICES	RESPONSES	
Proximity to your Home	100.00%	1
Park Amenities (playground, shelter, etc)	0.00%	0
Programmed Activities (sports game, concert in the parks, etc)	0.00%	0
Safe Route to Park	0.00%	0
Natural Landscape (river for fishing, etc)	0.00%	0
Personal Security/Safety	0.00%	0
Other (please specify)	0.00%	0
Total Respondents: 1		

Q12 Please indicate your level of satisfaction with the following:

Answered: 1 Skipped: 1

	EXTREMELY DISSATISFIED	DISSATISFIED	NEUTRAL	SATISFIED	EXTREMELY SATISFIED	TOTAL	WEIGHTED AVERAGE
Overall satisfaction with Stoughton parks	0.00% 0	0.00% 0	0.00% 0	0.00% 0	0.00% 0	0	0.00
Park safety	0.00% 0	0.00% 0	0.00% 0	0.00% 0	0.00% 0	0	0.00
Safe routes to parks	0.00% 0	0.00% 0	0.00% 0	0.00% 0	0.00% 0	0	0.00
Park cleanliness	0.00% 0	0.00% 0	0.00% 0	0.00% 0	0.00% 0	0	0.00

Maintenance of equipment/facilities	0.00% 0	0.00% 0	0.00% 0	0.00% 0	0.00% 0	0	0.00
Turf management	100.00% 1	0.00% 0	0.00% 0	0.00% 0	0.00% 0	1	1.00
Varierty of equipment/facilities	0.00% 0	0.00% 0	0.00% 0	0.00% 0	0.00% 0	0	0.00
Proximity of park to your home	0.00% 0	0.00% 0	0.00% 0	0.00% 0	0.00% 0	0	0.00
Availability of parking	0.00% 0	0.00% 0	0.00% 0	0.00% 0	0.00% 0	0	0.00
Park furnishings (ex picnic tables)	0.00% 0	0.00% 0	0.00% 0	0.00% 0	0.00% 0	0	0.00
Number of restrooms	0.00% 0	0.00% 0	0.00% 0	0.00% 0	0.00% 0	0	0.00
Cleanliness of restrooms	0.00% 0	0.00% 0	0.00% 0	0.00% 0	0.00% 0	0	0.00
Accessibility for people with disabilities	0.00% 0	0.00% 0	0.00% 0	0.00% 0	0.00% 0	0	0.00

Q13 Please check all the reasons that prevent your or other members of your household from using parks, recreation facilities, or programs of the City of Stoughton more often?

Answered: 0 Skipped: 2

No matching responses.

ANSWER CHOICES	RESPONSES	
Not interested	0.00%	0
Too busy	0.00%	0
Facilities are not kept clean	0.00%	0
Facilities are not well maintained	0.00%	0
Program or service is not availale	0.00%	0
City doesn't provide a desired facility	0.00%	0
Security is insufficient	0.00%	0
Too far from our residence	0.00%	0
Lack of accessibility	0.00%	0
Fees are too high	0.00%	0
Operating hours are not convinient	0.00%	0
Use other public lands (state or county parks, etc.)	0.00%	0
Poor customer service by staff	0.00%	0
Do not know locations of facilities	0.00%	0
Do not know what is being offered	0.00%	0
Lack of transportation	0.00%	0
Lack of personal resources (money, equipment, etc.)	0.00%	0
Overcrowding	0.00%	0
Lack of resrooms	0.00%	0
Other (please specify)	0.00%	0
Total Respondents: 0		

Q14 As Stoughton expands, how important do you believe it is for the City to add or increase the number of the following facility types?

Answered: 0 Skipped: 2

No matching responses.

	EXTREMELY UNIMPORTANT	UNIMPORTANT	NEUTRAL	IMPORTANT	EXTREMELY IMPORTANT	TOTAL	WEIGHTED AVERAGE
Playgrounds	0.00% 0	0.00% 0	0.00% 0	0.00% 0	0.00% 0	0	0.00
Baseball/softball fields	0.00% 0	0.00% 0	0.00% 0	0.00% 0	0.00% 0	0	0.00
Multiuse sport courts (pickleball, tennis, and basketball)	0.00% 0	0.00% 0	0.00% 0	0.00% 0	0.00% 0	0	0.00
Volleyball courts	0.00% 0	0.00% 0	0.00% 0	0.00% 0	0.00% 0	0	0.00
Splash pads	0.00% 0	0.00% 0	0.00% 0	0.00% 0	0.00% 0	0	0.00
Canoe/kayak launches	0.00% 0	0.00% 0	0.00% 0	0.00% 0	0.00% 0	0	0.00
Fishing piers/access	0.00% 0	0.00% 0	0.00% 0	0.00% 0	0.00% 0	0	0.00
Soccer/football/lacrosse fields	0.00% 0	0.00% 0	0.00% 0	0.00% 0	0.00% 0	0	0.00
Picnic areas	0.00% 0	0.00% 0	0.00% 0	0.00% 0	0.00% 0	0	0.00
Swimming facilities	0.00% 0	0.00% 0	0.00% 0	0.00% 0	0.00% 0	0	0.00
Pet exercise areas	0.00% 0	0.00% 0	0.00% 0	0.00% 0	0.00% 0	0	0.00
Skateboard parks	0.00% 0	0.00% 0	0.00% 0	0.00% 0	0.00% 0	0	0.00
Community gardens	0.00% 0	0.00% 0	0.00% 0	0.00% 0	0.00% 0	0	0.00
Ice skating rinks	0.00% 0	0.00% 0	0.00% 0	0.00% 0	0.00% 0	0	0.00
Nature/multiuse trails	0.00% 0	0.00% 0	0.00% 0	0.00% 0	0.00% 0	0	0.00
Paved pedestrian/bicycle paths	0.00% 0	0.00% 0	0.00% 0	0.00% 0	0.00% 0	0	0.00
Nature preserves	0.00% 0	0.00% 0	0.00% 0	0.00% 0	0.00% 0	0	0.00
Open space park areas/nonspecific use	0.00% 0	0.00% 0	0.00% 0	0.00% 0	0.00% 0	0	0.00

Q15 What type of trail surface do you prefer?

Answered: 0 Skipped: 2

No matching responses.

ANSWER CHOICES	RESPONSES	
Paved	0.00%	0
Gravel	0.00%	0
TOTAL		0

Q16 What facilities/amenities would you like to see added in the future for the three parks you visit most?

Answered: 1 Skipped: 1

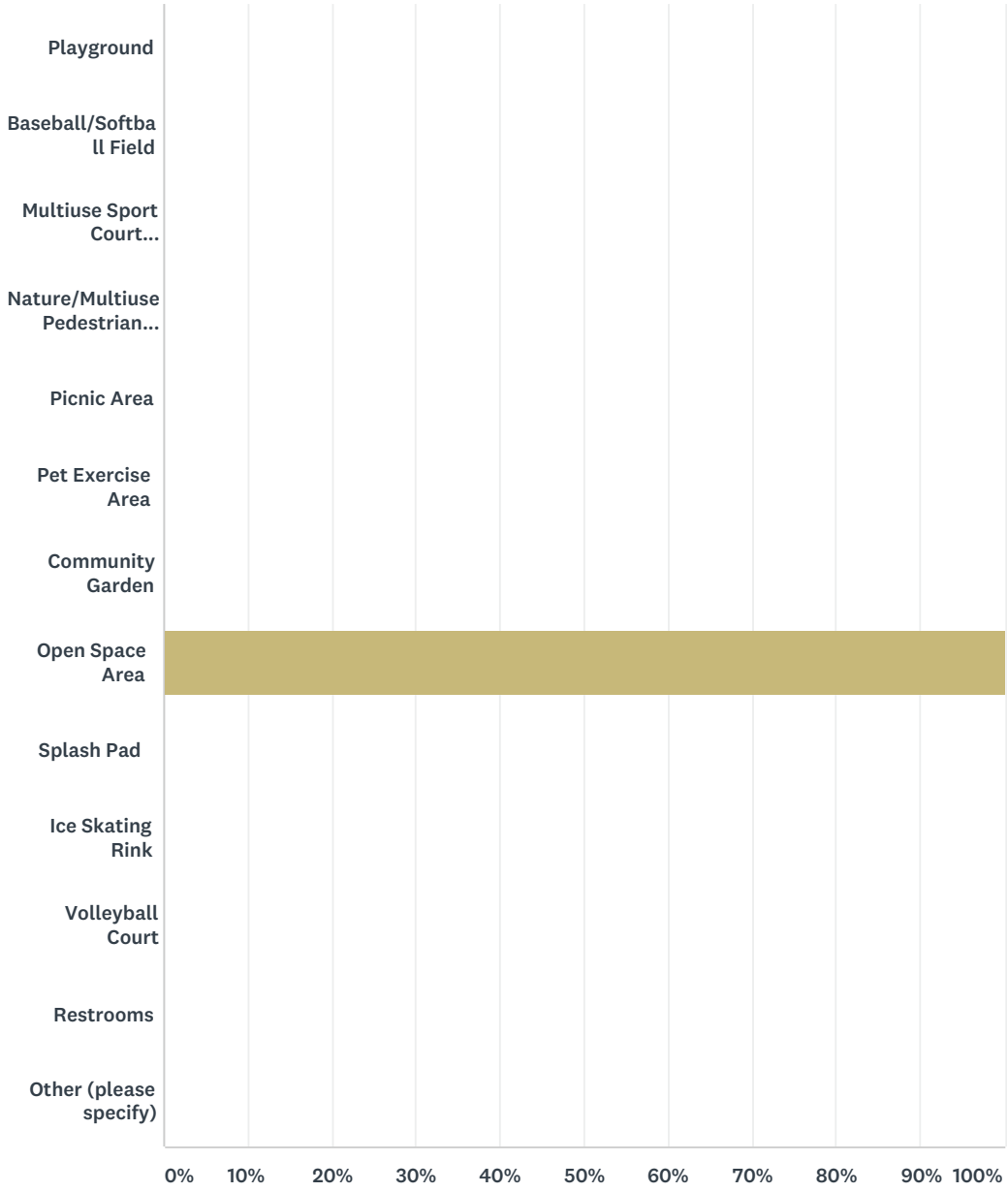

ANSWER CHOICES	RESPONSES	
Playground	0.00%	0
Baseball/Softball Field	0.00%	0
Multiuse Sport Court (pickleball, tennis, and basketball)	0.00%	0
Nature/Multiuse Pedestrian Trail	0.00%	0
Picnic Area	0.00%	0

Pet Exercise Area	0.00%	0
Community Garden	0.00%	0
Open Space Area	100.00%	1
Splash Pad	0.00%	0
Ice Skating Rink	0.00%	0
Volleyball Court	0.00%	0
Restrooms	0.00%	0
Other (please specify)	0.00%	0
Total Respondents: 1		

Q17 As Stoughton moves forward with its plans to build new parks, priorities must be established. There are 17 options listed below. Please indicate what your TOP 6 PRIORITIES are based on teh expected use by you and/or members of your household. Do not assign the same priority to any two items.

Answered: 0 Skipped: 2

No matching responses.

	#1 PRIORITY	#2 PRIORITY	#3 PRIORITY	#4 PRIORITY	#5 PRIORITY	#6 PRIORITY	TOTAL	WEIGHTED AVERAGE
Lots of open space	0.00% 0	0.00% 0	0.00% 0	0.00% 0	0.00% 0	0.00% 0	0	0.00
Wildlife preserve/wetlands	0.00% 0	0.00% 0	0.00% 0	0.00% 0	0.00% 0	0.00% 0	0	0.00
Walking/bicyle paths	0.00% 0	0.00% 0	0.00% 0	0.00% 0	0.00% 0	0.00% 0	0	0.00
Multiuse sport courts (tennis, pickleball, and basketball)	0.00% 0	0.00% 0	0.00% 0	0.00% 0	0.00% 0	0.00% 0	0	0.00
Volleyball Courts	0.00% 0	0.00% 0	0.00% 0	0.00% 0	0.00% 0	0.00% 0	0	0.00
Soccer/football/lacrosse fields	0.00% 0	0.00% 0	0.00% 0	0.00% 0	0.00% 0	0.00% 0	0	0.00
Baseball/softball diamonds	0.00% 0	0.00% 0	0.00% 0	0.00% 0	0.00% 0	0.00% 0	0	0.00
Playgrounds	0.00% 0	0.00% 0	0.00% 0	0.00% 0	0.00% 0	0.00% 0	0	0.00
Covered picnic facilities	0.00% 0	0.00% 0	0.00% 0	0.00% 0	0.00% 0	0.00% 0	0	0.00
Open picnic facilities (grills, tables, etc)	0.00% 0	0.00% 0	0.00% 0	0.00% 0	0.00% 0	0.00% 0	0	0.00
Skateboard park	0.00% 0	0.00% 0	0.00% 0	0.00% 0	0.00% 0	0.00% 0	0	0.00
Whitewater park	0.00% 0	0.00% 0	0.00% 0	0.00% 0	0.00% 0	0.00% 0	0	0.00
Riverwalk	0.00% 0	0.00% 0	0.00% 0	0.00% 0	0.00% 0	0.00% 0	0	0.00
Splash Pad	0.00% 0	0.00% 0	0.00% 0	0.00% 0	0.00% 0	0.00% 0	0	0.00

Q18 How do you rate the importance of parks in the following categories?

Answered: 0 Skipped: 2

No matching responses.

	EXTREMELY UNIMPORTANT	UNIMPORTANT	NEUTRAL	IMPORTANT	EXTREMELY IMPORTANT	TOTAL	WEIGHTED AVERAGE
Economic impact for the community	0.00% 0	0.00% 0	0.00% 0	0.00% 0	0.00% 0	0	0.00
Shared social experiences	0.00% 0	0.00% 0	0.00% 0	0.00% 0	0.00% 0	0	0.00
Health benefits	0.00% 0	0.00% 0	0.00% 0	0.00% 0	0.00% 0	0	0.00
Conservation	0.00% 0	0.00% 0	0.00% 0	0.00% 0	0.00% 0	0	0.00

Q19 Compared to other City priorities, how important do you think it is to maintain and improve parks, trails, open space, recreation facilities, and services?

Answered: 0 Skipped: 2

No matching responses.

ANSWER CHOICES	RESPONSES	
Very important	0.00%	0
Somewhat important	0.00%	0
Not sure	0.00%	0
Not important	0.00%	0
TOTAL		0

Q20 Costs for acquiring open space and constructing new trails, wildlife habitats, and recreation facilities may require some additional tax support. What is the maximum additional amount you would be willing to pay, on an annual basis, for the parks and recreation improvements that are most important to your household?

Answered: 0 Skipped: 2

No matching responses.

ANSWER CHOICES	RESPONSES	
$50+	0.00%	0
$40-49	0.00%	0
$30-39	0.00%	0
$20-29	0.00%	0
$10-19	0.00%	0
$0 - no increase	0.00%	0
TOTAL		0

Q21 Please share any additional comments that could assist the City in improving parks, trails, open space, or recreational facilities and services.

Answered: 0 Skipped: 2