

Stoughton Utilities

Report to the Utilities Committee

May 17, 2021

Presented By:

Baker Tilly US, LLP
4807 Innovate Lane
P.O. Box 7398
Madison, WI 53707-7398
800 362 7301

Jodi Dobson, CPA, Partner
Megan Cahill, CPA, Senior Accountant

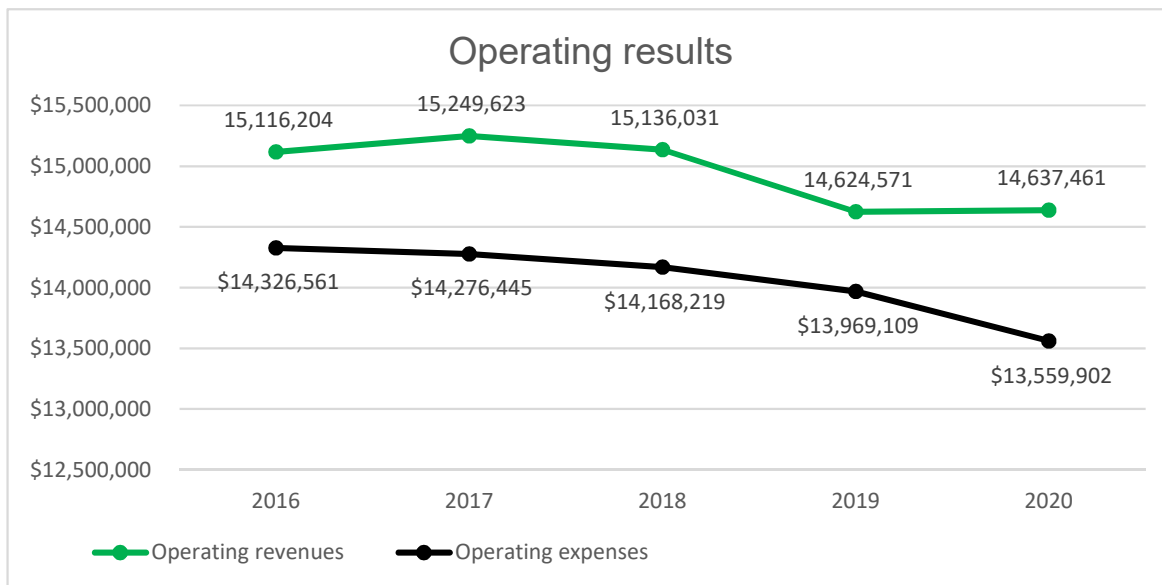
Note: Actual data was derived from current and prior years audited financial statements



Stoughton Utilities

Electric Utility Results

	<u>Current Year</u>	<u>Prior Year</u>
Actual Rate of Return	5.16%	2.82%
Authorized Rate of Return	4.90%	5.00%



Unrestricted Reserves

	<u>2016</u>	<u>2017</u>	<u>2018</u>	<u>2019</u>	<u>2020</u>
Year end balance	\$ 7,632,166	\$ 7,473,871	\$ 6,264,701	\$ 6,202,525	\$ 7,446,097
Months on hand	6.06	5.88	4.97	5.09	6.10

Debt Coverage

	<u>2016</u>	<u>2017</u>	<u>2018</u>	<u>2019</u>	<u>2020</u>
Actual	2.42	2.76	2.88	2.71	5.79
Required	1.30	1.30	1.30	1.30	1.30

Investment in Capital

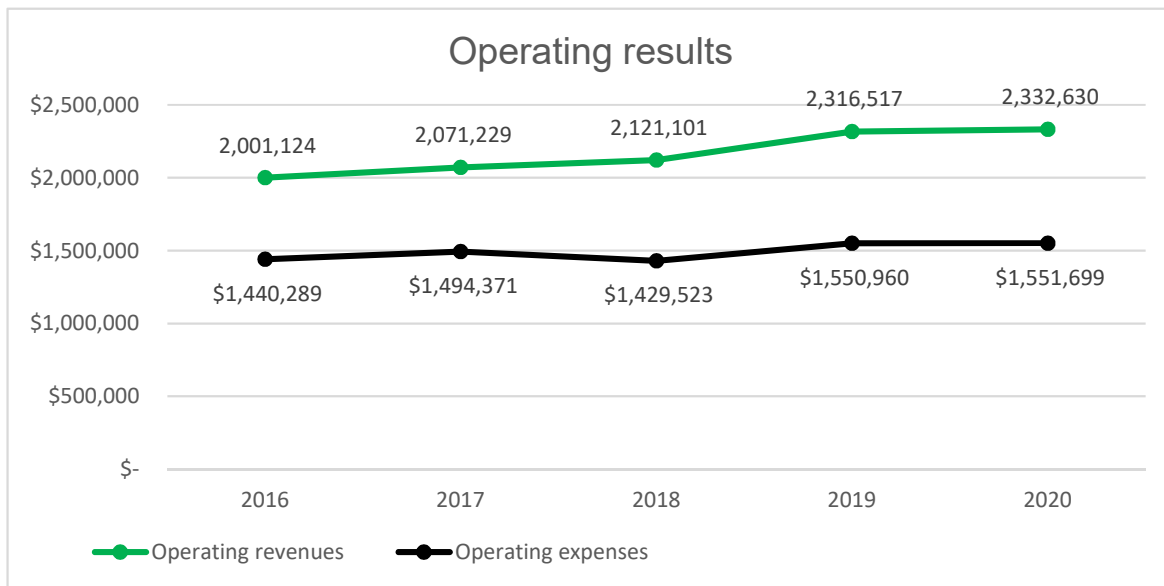




Stoughton Utilities

Water Utility Results

	Current Year	Prior Year
Actual Rate of Return	4.20%	4.65%
Authorized Rate of Return	5.00%	5.00%



Unrestricted Reserves

	2016	2017	2018	2019	2020
Year end balance	\$ 837,821	\$ 578,210	\$ 614,480	\$ 1,277,072	\$ 1,547,685
Months on hand	5.02	3.35	3.48	6.62	7.96

Debt Coverage

	2016	2017	2018	2019	2020
Actual	2.70	2.78	3.12	2.23	2.49
Required	1.30	1.30	1.30	1.30	1.30

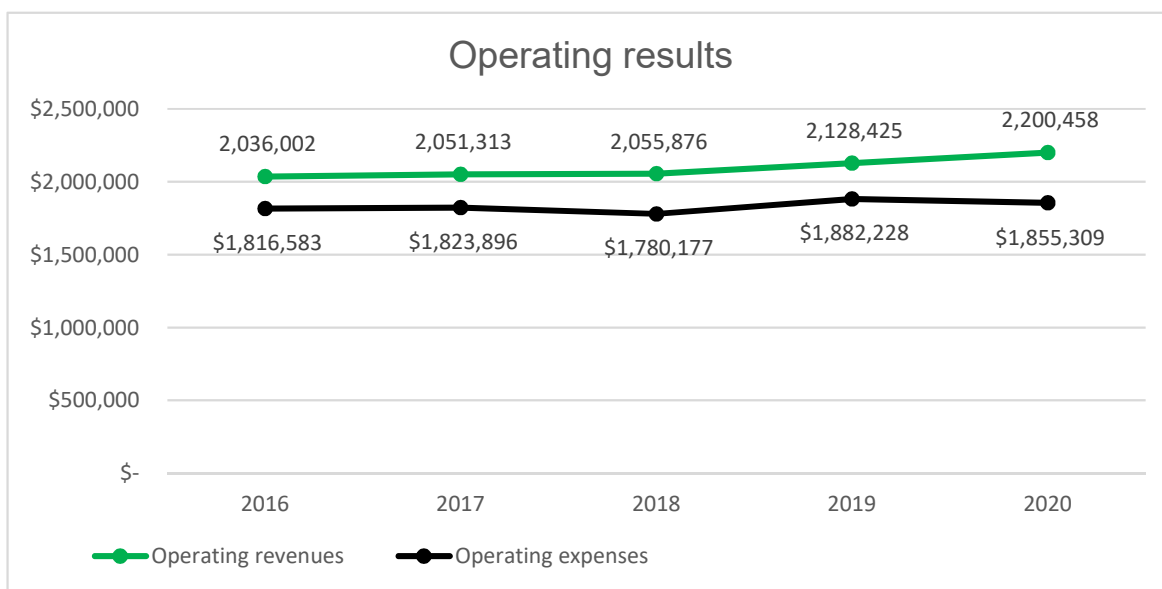
Investment in Capital





Stoughton Utilities

Sewer Utility Results



Unrestricted Reserves

	2016	2017	2018	2019	2020
Year end balance	\$ 1,454,592	\$ 1,486,585	\$ 1,660,992	\$ 1,014,129	\$ 804,859
Months on hand	8.57	8.70	9.70	5.72	4.39

Debt Coverage

	2016	2017	2018	2019	2020
Actual	1.87	1.97	2.07	2.00	2.76
Required	1.10	1.10	1.10	1.10	1.10

Investment in Capital

