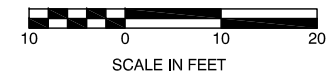
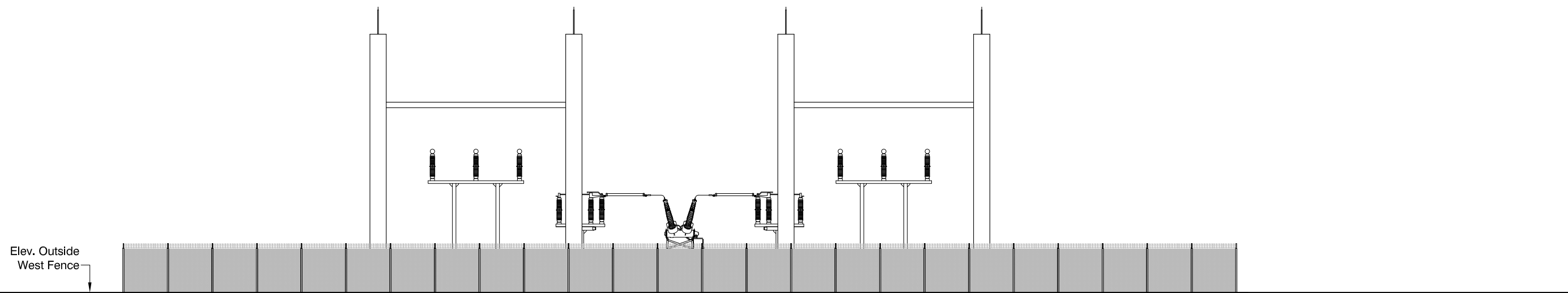


DRAFT
(2017-03-17)

Substation Conceptual Elevation
(Outside the Substation Fence)
(View from the South)

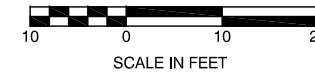


Stoughton Electric Utility
New Substation
Elevation View
Dwg No. **S11-16D-Exhibit-01**

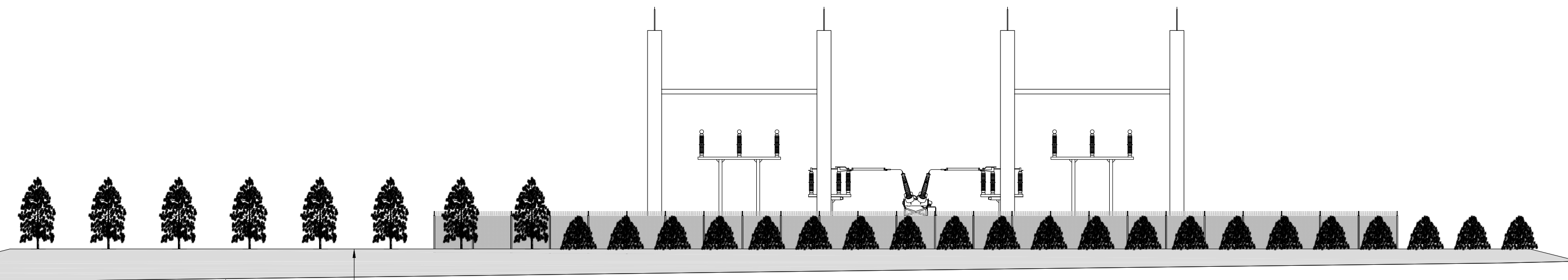


DRAFT
(2017-03-17)

Substation Conceptual Elevation
(Outside the Substation Fence)
(View from the West)



Stoughton Electric Utility
New Substation
Elevation View
Dwg No. S11-16D-Exhibit-02

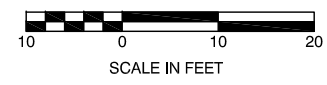


Elevation varies at
West Property Line

Top of Berm
Elev.930

DRAFT
(2017-03-17)

Substation Conceptual Elevation
(Outside the Berm & Tree Landscaping)
(West Property Line View)



Stoughton Electric Utility
New Substation
Elevation View
Dwg No. **S11-16D-Exhibit-03**